

BSSTM

B A T T E R Y

The Power you need...



*Powersports Battery
Catalog & Applications*

www.bs-battery.com

© Original picture from Montero.F. before modifications

BS-BATTERY
website
now
online!

www.bs-battery.com

BS BATTERY
The Power you need...

BATTERIES | CHARGERS | ACCESSORIES | ABOUT | NETWORK | EVENTS | FAQ | CONTACT

WELCOME TO BS-BATTERY

BS-BATTERY is one of the largest and most innovative lead-acid powersport battery supplier, present in both OEM and aftermarket fields, and covering a full range of motorcycle, scooter, ATV, watercraft, snowmobile, and utility vehicles applications. [More about us](#)

Search for the Power you need :

- Roadster Find the Power you need
- Cruiser Find the Power you need
- Powerful Motorbikes Find the Power you need
- Scooter Find the Power you need
- All Terrain Vehicles Find the Power you need
- Utility Task Vehicle Find the Power you need

BS-BATTERY QUICK SEARCH
Looking for any Battery Types, Specs, Fitsments, Pictures ? Search now...
• [BS-Battery Selection Tools](#)

BS-CHARGER QUICK SEARCH
Discover the full range of BS-Charger designed for all types of vehicles.
• [BS-Charger Selection Tools](#)

BS-BATTERY CATALOG :
• [BS Catalog Online](#)
• [BS Catalog Download](#)

BS-CHARGER CATALOG :
• [BS Catalog Online](#)
• [BS Catalog Download](#)

MOTORCYCLE AND POWERSPORT BATTERIES
GEL BY BS : THE LATEST TECHNOLOGY
FIND YOUR BATTERY WITH OUR SELECTION TOOLS

Step 1
Safety equation warns that a battery is a dangerous product

THIS SITE REQUIRES MACROMEDIA FLASH PLAYER
LEGAL RIGHTS | PRIVACY POLICY | SITEMAP

NEW

NEWS

BS PRODUCT RANGE

SELECTION TOOLS

TECHNICAL FEATURES

CATALOGS, TUTORIALS
AND MORE...

The Power you need...

Selection Tools

Our Applications

BS-BATTERY is one of the largest and most innovative lead-acid powersport battery suppliers, present in both OEM and aftermarket fields, and covering a full range of motorcycle, scooter, ATV, watercraft, snowmobile and utility vehicles applications.

GEL BS

BS-CHARGER QUICK SEARCH

Discover the full range of BS-Charger designed for all types of vehicles.

BS-Charger Online Catalog

BT120-BS
Maximums (MF)
300A28
12
10
175
150
89
130
3.00
0.6
1.2

The Power you need...

CHARGERS TYPES

MOTORCYCLE CHARGERS

BS100
Type: Automatic
Output Power: 1A
Suitable for charging: 6/12V Battery

BS120
Type: Smart - 5 stage
Output Power: 2A
Suitable for charging: 12V Battery

BS140
Type: Pro-Smart - 7 stage
Output Power: 1.2/1.6A
Suitable for charging: 12V Battery

BS160
Type: Pro-Smart - 7 stage
Output Power: 2/2.6A
Suitable for charging: 12V Battery

BS180
Type: Pro-Smart - 7 stage
Output Power: 2/10/14A
Suitable for charging: 12V Battery

BS140
Type: Pro-Smart - 7 stage
Output Power: 1.2/1.6A
Suitable for charging: 12V Battery

BS160
Type: Pro-Smart - 7 stage
Output Power: 2/2.6A
Suitable for charging: 12V Battery

BS180
Type: Pro-Smart - 7 stage
Output Power: 2/10/14A
Suitable for charging: 12V Battery

The Power you need...

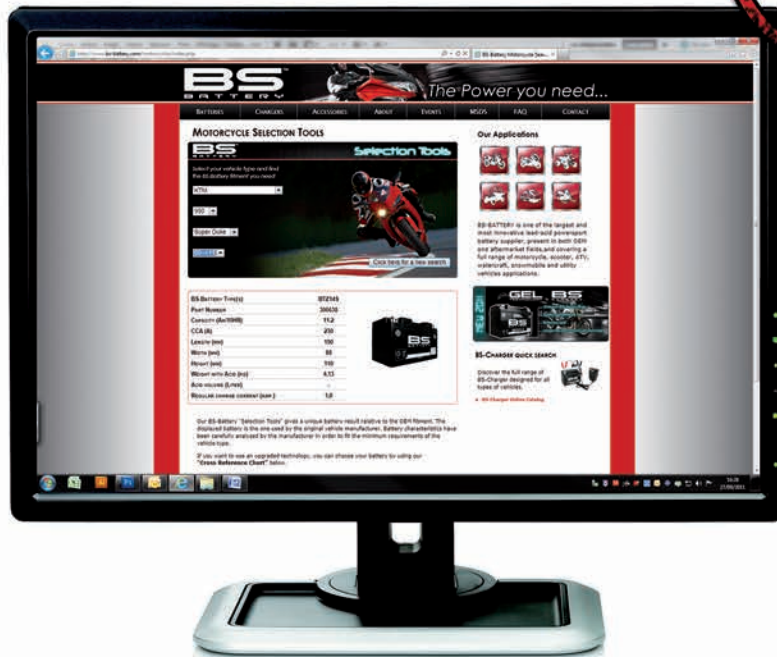
BS

12V 20Ah

BS-Charger Online Catalog

BS-Automotive

WWW.BS-BATTERY.COM









- Motorcycle & Powersport News and Events
- Direct Access to: Technical Data Sheets, Catalogs, User Instructions Manuals, HD Pictures
- Battery Selection Tools: Find the right Battery for your vehicle
 - More than 4000 Vehicle Types
 - More than 300 BS Battery Types
 - More than 100 Vehicle Brands
 - Latest Vehicles added and updated on release
- Charger Quick Search: Find the right charger for your battery
- Videos, Tutorials, Safety Instructions available online & on our Youtube channel
- Learn more about batteries & chargers through the Frequently Asked Questions (FAQ) page
- Contact us: Let us know your questions, comments and requests



TABLE OF CONTENTS

6	BATTERY TYPES
	<ul style="list-style-type: none"> • GEL 6 • SLA 8 • MF 10 • Conventional 12
18	CROSS REFERENCE CHART
19	BATTERY TYPE EXPLANATIONS
20	BS CHARGERS
22	BS ACCESSORIES
23	APPLICATION GUIDE

	24		118
• Motorcycle & Scooter		• Watercraft	
	108		120
• ATV (All Terrain Vehicle)		• Snowmobile	
	117		124
• UTV (Utility Vehicle)		• Lawnmower	

Disclaimer:

These instructions have been written with the most current information available at the time of publication, based on sound engineering principles, research, extensive field experience, and the technical judgment of industry members. However, users are cautioned that this information is subject to change upon developments in technology, field experience, and available fitment data. BS Battery cannot nor does not claim any express or implied responsibility, representation, or warranty concerning this catalog's data or recommendations. Although this catalog has been compiled with the utmost care, BS Battery shall in no event be liable for any loss or damages claimed to have occurred as a result of use of this data or from the recommendations set henceforth. Users should always use the most current edition of the BS Powersports Battery Catalog & Applications and consult their equipment manufacturer's user manual or service department for specific replacement battery application information.

GEL BY BS

GEL by BS is the latest juncture in the evolution of lead-acid battery technology.

This new technology is optimal for today's generation of powerful bikes - Sophisticated machines equipped with numerous electronic devices and which require reliable starting power in all weather conditions. The GEL by BS product line is resistant to long periods of disuse or irregular charge, helping you maintain the Power you need.

The main advantages of GEL by BS-Battery are:

- Factory Activated and ready to go
- Completely Maintenance free
- Long service life and minimal self-discharging
- Vibration resistant
- Easy to install (no risk of spilling acid)
- Extremely safe
- Long shelf life (12 months at 68°F)

These batteries are perfectly suitable for motorcycles, scooters, ATVs (All Terrain Vehicles), UTVs (Utility Vehicles), watercraft, snowmobiles and lawnmowers.

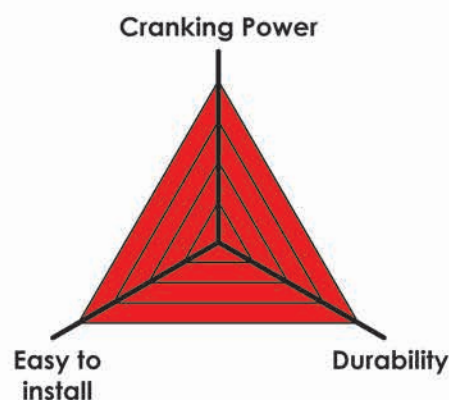


CHARACTERISTICS

- Special GEL electrolyte developed by BS
- VRLA battery (Valve Regulated Lead Acid)
- Wet charged factory activated

FEATURES

- Multi-positional fitment
- Absolutely maintenance free
- Sealed, no gas emission through venting hole
- Non spillable
- Vibration resistant



BENEFITS

- High power and deep discharge performances
- Factory activated, ready to use
- Longer storage life when inactive
- No acid handling, very safe
- Suitable for cold weather
- Extended service life



TECHNICAL FEATURES

12V

BS Battery Type	Capacity Ah (10Hr)	CCA A (-18°C)	Dimensions			Assembly layout	Terminal
			mm (±2mm)				
			L	W	H		
BG2.5L-C	2,5	25	80	70	105		/
BG3L-A	3	35	98	56	110		B
BGX4L-5	3	50	113	70	85		A
BG4L-B	5	60	120	70	92		A
BGR4A-5	2,3	45	113	48	85		I
BG4B-5	2,3	40	113	38	85		J
BGX5L-5	4	70	113	70	105		A
BG5L-B	5	75	120	60	130		B
BGX7L-5	6	85	113	70	130		A
BGX7A-5	6	90	150	87	93		A
BG7B-4	6.5	85	150	65	93		A
BGZ7S	6	130	113	70	105		A
G12N7B-3A	7	90	150	60	130		B
BGX9-5	8	120	150	87	105		A
BG9B-4	8	115	150	68	105		A
BG9-B	9	120	135	75	139		A
BGZ10S	8.6	190	150	88	93		A
BG10L-A2	10	160	135	90	145		A
BG10L-BP	10	160	135	90	145		A
BGX12-5	10	180	150	87	130		A
BG12A-5	10	175	150	88	105		A
BG12B-4	10	175	150	69	130		A
BGZ12S	11	210	150	88	110		A
BGX14AHL-5	12	210	135	90	167		A
BGX14AH-5	12	210	135	90	167		A
BG14B-4	12	210	150	69	145		A
BGX14-5	12	200	150	87	145		A
BGZ14S	11.2	230	150	88	110		A
BGX15L-5	13	230	175	87	130		A
BGX15-5	13	230	175	87	130		A
BG16CL-B	19	260	175	100	175		A
BGX16-5	14	230	150	87	161		A
BGX16-5-1	14	230	150	87	161		E
BG50N18L-A	18	250	205	87	162		A
BGP18-12	19	275	182	77	168		G
BG51913	19 (20Hr)	210	186	82	171		G
BGX20L-5	18	270	175	87	155		A
BGX20-5	18	270	175	87	155		A
BGX20H-5	18	310	175	87	155		A
BGX20HL-5	18	310	175	87	155		A
BGX20HL-5-PW	18	310	175	87	175		A
BGX20CH-5	18	270	150	87	161		A
BGX24HL-5	18	310	175	87	155		A
BGIX30L	30	385	165	125	175		A

Terminal type	A	B	C	D	E	F	G	H	I	J
3D Drawing										

SLA (FACTORY ACTIVATED)

SLA Factory Activated batteries have all the features of Maintenance Free batteries with the increased power of a radial grid design and additional plates.

The main advantages of SLA Batteries are:

- Factory activated and ready to go
- Higher life cycle (up to three times longer than conventional batteries)
- Easy to install (no risk of spilling acid)
- Plate sulfation minimized

These batteries are perfectly suitable for motorcycles, scooters, ATVs (All Terrain Vehicles), UTVs (Utility Vehicles), watercraft, snowmobiles and lawnmowers.



CHARACTERISTICS

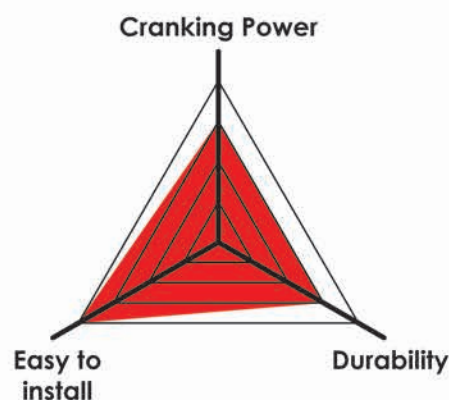
- AGM construction (absorbed acid)
- VRLA battery (Valve Regulated Lead Acid)
- Wet charged factory activated (with acid in cells)

FEATURES

- Multi-positional fitment
- Absolutely maintenance free
- Sealed, no gas emission through venting hole (under normal operation)
- Non spillable

BENEFITS

- High power and deep discharge performances
- Factory activated, ready to use
- No acid handling, very safe
- Extended service life
- Suitable for cold weather



TECHNICAL FEATURES

12V

BS Battery Type	Capacity Ah (10Hr)	CCA A (-18°C)	Dimensions			Assembly layout	Terminal
			mm (±2mm)				
			L	W	H		
BT3A-3	3	35	98	56	110		B
BTZ3	3	50	113	70	85		A
BT4B-5	2,3	40	113	38	85		J
BT4A-3	5	60	120	70	92		A
BTR4A-5	2,3	45	113	48	85		I
BTX4-3	3	50	113	70	85		A
BTZ5S	4	70	113	70	105		A
BT5A-3	5	75	120	60	130		B
BTZ6S	5	90	113	70	105		A
BTX5-3	4	70	113	70	105		A
BT7B-4	6.5	85	150	65	93		A
BTZ7S	6	130	113	70	105		A
BTX7-3	6	85	113	70	130		A
BTX7A-4	6	90	150	87	93		A
BT9A-4	9	120	135	75	139		A
BT9B-4	8	115	150	68	105		A
BTX9-4	8	120	150	87	105		A
BTZ10S	8.6	190	150	88	93		A
BT10-3	10	160	135	90	145		A
BT12A-4	10	175	150	88	105		A
BT12B-4	10	175	150	69	130		A
BTZ12S	11	210	150	88	110		A
BTX12-3	10	180	150	87	130		A
BTX12-4	10	180	150	87	130		A
BT14B-4	12	210	150	69	145		A
BTZ14S	11.2	230	150	88	110		A
BTX14-3	12	200	150	87	145		A
BTX14-4	12	200	150	87	145		A
BTX14AH-3	12	210	135	90	167		A
BTX14AH-4	12	210	135	90	167		A
BTX15-3	13	230	175	87	130		A
BTX15-4	13	230	175	87	130		A
BT16C-3	19	260	175	100	175		A
BTX16-3	14	230	150	87	161		A
BTX16-4	14	230	150	87	161		A
BTX16-4-1	14	230	150	87	161		E
BCP18-12	18	275	182	77	168		G
BTX20-3	18	270	175	87	155		A
BTX20-4	18	270	175	87	155		A
BTX20CH-4	18	270	150	87	161		A
BTX20H-3	18	310	175	87	155		A
BTX20H-4	18	310	175	87	155		A
BTX24H-3	21	350	205	87	162		A
BTX24H-4	21	350	205	87	162		A
BT50-N18-3	18	250	205	87	162		A
BIX30L	30	385	165	125	175		A

Terminal type	A	B	C	D	E	F	G	H	I	J
3D Drawing										

MF (MAINTENANCE FREE)


MF batteries (also called VRLA or Valve Regulated Lead Acid) are sealed batteries which use gas recombination technology. This technology allows for less maintenance, and does not require water refilling.

MF batteries are supplied with an acid pack, and must be activated by filling the acid before first use.

The main advantages of MF Batteries are :

- Reduction of plate sulfatation
- Higher life cycle (up to three times longer than conventional batteries)
- Less Maintenance (no water refilling needs)
- Longer Voltage hold

These batteries are perfectly suitable for motorcycles, scooters, ATVs (All Terrain Vehicles), UTVs (Utility Vehicles), watercraft, snowmobiles and lawnmowers.

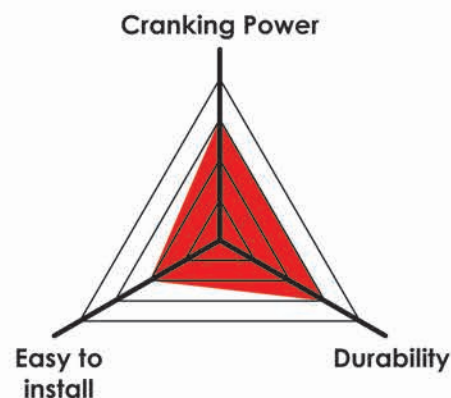


CHARACTERISTICS

- AGM construction (absorbed acid)
- VRLA battery (Valve Regulated Lead Acid)
- Dry charged with acid pack included

FEATURES

- Upright installation only
- Maintenance free (No water refilling)
- Sealed, no gas emission through venting hole (under normal operation)
- Non spillable



BENEFITS

- High power
- Does not need to be recharged while stocked
- Suitable for cold weather



TECHNICAL FEATURES

12V

BS Battery Type	Capacity Ah (10Hr)	CCA A (-18°C)	Dimensions			Assembly layout	Terminal
			mm (±2mm)				
			L	W	H		
BT3L-BS	3	35	98	56	110		B
BTR4A-BS	2,3	45	113	48	85		I
BT4B-BS	2,3	40	113	38	85		J
BT4L-BS	3	50	113	70	85		A
BTX4L-BS	3	50	113	70	85		A
BT4AL-BS	4	60	120	70	92		A
BT5L-BS	4	70	113	70	105		A
BTX5L-BS	4	70	113	70	105		A
BT5AL-BS	5	75	120	60	130		B
BTX7L-BS	6	85	113	70	130		A
BTX7A-BS	6	90	150	87	93		A
BT7B-BS	6.5	85	150	65	93		A
BTZ7S-BS	6	130	113	70	105		A
BTX9-BS	8	120	150	87	105		A
BT9A-BS	9	120	135	75	139		A
BT9B-BS	8	115	150	68	105		A
BTZ10S-BS	8.6	190	150	88	93		A
BTZ12S-BS	11	210	150	88	110		A
BTX12L-BS	10	180	150	87	130		A
BTX12-BS	10	180	150	87	130		A
BT12A-BS	10	175	150	88	105		A
BT12B-BS	10	175	150	69	130		A
BTX14L-BS	12	200	150	87	145		A
BTX14-BS	12	200	150	87	145		A
BT14B-BS	12	210	150	69	145		A
BTX14AHL-BS	12	210	135	90	167		A
BTX14AH-BS	12	210	135	90	167		A
BTZ14S-BS	11.2	230	150	88	110		A
BTX15L-BS	13	230	175	87	130		A
BTX15-BS	13	230	175	87	130		A
BTX16L-BS	14	230	150	87	161		A
BTX16-BS	14	230	150	87	161		A
BTX16-BS-1	14	230	150	87	161		E
BT16CL-BS	19	260	175	100	175		A
BTX18-BS	18	250	205	87	162		A
BTX18L-BS	18	250	205	87	162		A
BTX20A-BS	17	270	150	87	161		A
BTX20L-BS	18	270	175	87	155		A
BTX20-BS	18	270	175	87	155		A
BTX20HL-BS	18	310	175	87	155		A
BTX20HL-BS-PW	18	310	175	87	175		A
BTX20H-BS	18	310	175	87	155		A
BTX20CH-BS	18	270	150	87	161		A
BCP18-12-BS	18	275	182	77	168		G
BTX24HL-BS	21	350	205	87	162		A
BTX24H-BS	21	350	205	87	162		A
BIX30L-BS	30	385	165	125	175		A


Terminal type	A	B	C	D	E	F	G	H	I	J
3D Drawing										

CONVENTIONAL

Conventional batteries are lead acid flooded batteries. These batteries can be delivered dry charged with or without an acid pack, and need to be filled before first use.

Conventional High Performance batteries include a sulfation retardant technology which reduces battery-killing plate sulfation. This results in a longer battery life, especially in standby or storage mode.

These batteries are perfectly suitable for motorcycles, scooters, ATVs (All Terrain Vehicles), UTVs (Utility Vehicles), watercraft, snowmobiles and lawnmowers.



CHARACTERISTICS

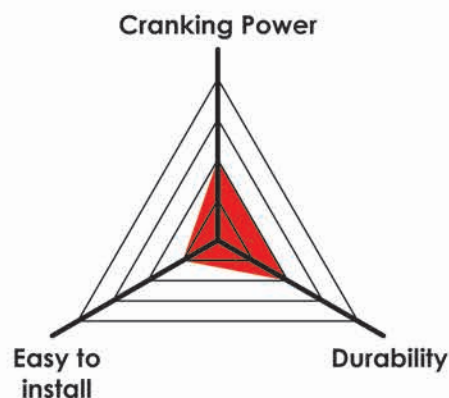
- Lead acid dry charged construction
- No acid in cells, must be filled with acid before use
- 6 & 12V batteries

FEATURES

- Upright installation only
- Has to be checked periodically and refilled with water if necessary
- Internal gas emission through venting hole
- Handle with care to prevent acid spillage

BENEFITS

- Regular life duration
- Does not need to be recharged while stocked



TECHNICAL FEATURES

6V

BS Battery Type	Capacity Ah (10Hr)	CCA A (-18°C)	Dimensions			Assembly layout	Terminal
			mm (±2mm)				
			L	W	H		
6N2-2A	2	N/A	70	47	96		/
6N2-2A-1	2	N/A	70	47	96		/
6N2-2A-2	2	N/A	70	47	96		/
6N2-2A-3	2	N/A	70	47	96		/
6N2-2A-4	2	N/A	70	47	96		/
6N2-2A-5	2	N/A	70	47	96		/
6N2-2A-6	2	N/A	70	47	96		/
6N2-2A-7	2	N/A	70	47	96		/
6N2-2A-8	2	N/A	70	47	96		/
6N2-2D	2	N/A	70	47	96		/
6N2A-2C	2	N/A	70	47	106		/
6N2A-2C-1	2	N/A	70	47	106		/
6N2A-2C-2	2	N/A	70	47	106		/
6N2A-2C-3	2	N/A	70	47	106		/
6N4-2A	4	N/A	71	71	96		/
6N4-2A-2	4	N/A	71	71	96		/
6N4-2A-3	4	N/A	71	71	96		/
6N4-2A-4	4	N/A	71	71	96		/
6N4-2A-5	4	N/A	71	71	96		/
6N4-2A-6	4	N/A	71	71	96		/
6N4-2A-7	4	N/A	71	71	96		/
6N4-2A-8	4	N/A	71	71	96		/
6N4C-1B	4	N/A	71	71	105		/
6N4A-4D	4	N/A	61	57	131		/
6N4A-4D-1	4	N/A	61	57	131		/
6N4B-2A	4	N/A	102	48	96		/
6N4B-2A-1	4	N/A	102	48	96		/
6N4B-2A-2	4	N/A	102	48	96		/
6N4B-2A-3	4	N/A	102	48	96		/
6N4B-2A-4	4	N/A	102	48	96		/
6N4B-2A-5	4	N/A	102	48	96		/
6N5.5-3D	5,5	N/A	90	70	100		/
6N5.5-1D	5,5	N/A	90	70	100		/
6N5.5-1D-1	5,5	N/A	90	70	100		/
6N6-1B	6	N/A	99	57	111		/
6N6-1B-1	6	N/A	99	57	111		/
6N6-3B	6	N/A	99	57	111		B
6N6-3B-1	6	N/A	99	57	111		B
6N6-1D	6	N/A	99	57	111		/
6N6-1D-1	6	N/A	99	57	111		/
6N6-1D-2	6	N/A	99	57	111		/
6N6-1C	6	N/A	99	57	111		/
B39-6	7	N/A	126	48	126		B
B49-6	10	N/A	91	83	160		B
B38-6A	13	N/A	119	83	161		B
6N11-2D	11	N/A	150	70	100		B
6BB11-2D	11	N/A	150	70	100		B

Terminal type	A	B	C	D	E	F	G	H	I	J
3D Drawing										

TECHNICAL FEATURES

6V

BS Battery Type	Capacity Ah (10Hr)	CCA A (-18°C)	Dimensions			Assembly layout	Terminal
			mm (±2mm)				
			L	W	H		
6N11A-1B	11	N/A	122	62	131		B
6N11A-3	11	N/A	122	62	131		B
6N11A-4	11	N/A	122	62	131		B
6N11A-3A	11	N/A	122	62	131		B
6N11A-3B	11	N/A	122	62	131		B
6N11A-4A	11	N/A	122	62	131		B
B54-6 (6N12A-2C)	12	N/A	156	57	116		B
B54-6A (6N12A-2D)	12	N/A	156	57	116		B
6N12-1B	12	N/A	104	75	140		B
6BB8L-B	8	N/A	120	70	95		B

12V

BS Battery Type	Capacity Ah (10Hr)	CCA A (-18°C)	Dimensions			Assembly layout	Terminal
			mm (±2mm)				
			L	W	H		
12N3A-3D	3	30	113	70	85		D
12N3-3A	3	24	98	56	110		B
12N4-3B	4	30	120	70	92		A
12N5-3B	5	40	120	60	130		B
12N5-3B-2	5	40	120	60	130		A
12N5-4B	5	40	120	60	130		B
12N5.5-3B	5,5	44	135	60	130		B
12N5.5-4A	5,5	44	135	60	130		F
12N5.5-4A-1	5,5	44	135	60	130		B
12N5.5-4B	5,5	44	135	60	130		B
12N5.5A-3B	5,5	44	103	90	114		B
12N6-3B	6	50	137	72	95		B
12N6-4A	6	50	137	72	95		B
12N6-4B	6	50	137	72	95		B
12N6A-4B	6	50	150	80	95		A
12N6.5-3B	6,5	55	137	66	100		B
12N6.5A-4B	7	55	137	72	118		B
12N6.5B-4B	7	55	150	87	95		D
12N7-3A	7	74	135	75	133		B
12N7-3A2	7	74	135	75	133		A
12N7-3B	7	74	135	75	133		B
12N7-3B2	7	74	135	75	133		A
12N7-4A	7	74	135	75	133		B
12N7-4A2	7	74	135	75	133		A
12N7-4B	7	74	135	75	133		B
12N7D-3B	7	74	135	75	150		B
12N7A-3A	7	70	150	60	130		B
12N7A-4A	7	70	150	60	130		B
12N7C-3D	7	74	130	90	114		E
12N7CZ-3B	8	74	130	90	114		E
12N9-3A	9	85	135	75	139		B

Terminal type	A	B	C	D	E	F	G	H	I	J
3D Drawing										

TECHNICAL FEATURES

12V

BS Battery Type	Capacity Ah (10Hr)	CCA A (-18°C)	Dimensions			Assembly layout	Terminal
			mm (±2mm)				
			L	W	H		
12N9-3A-1	9	85	135	75	139		B
12N9-3B	9	85	135	75	139		B
12N9-4B-1	9	85	135	75	139		B
12N10-3A	10	95	135	90	145		B
12N10-3A-1	10	95	135	90	145		A
12N10-3A-2	10	95	135	90	145		D
12N10-3B	10	95	135	90	145		B
12N10-3B-1	10	95	135	90	145		A
12N11-3A	11	103	135	90	155		B
12N11-3A-1	11	103	135	90	155		D
12N11-3B	11	103	135	90	155		B
12N12-3A	12	113	202	76	134		B
12N12-3B	12	113	202	76	134		B
12N12A-4A-1	12	113	134	80	160		B
12N14-3A	14	128	134	89	166		B
12N14-3B	14	128	134	89	166		B
12N16-3A	16	145	175	100	155		B
12N16-3B	16	145	175	100	155		B
12N16-4B	16	145	175	100	155		B
12N18-3	18	164	205	90	162		B
12N18-3-1	18	164	205	90	162		C
12N18-3A	18	164	205	90	162		C
12N18-3B	18	164	205	90	162		C
12N24-3	24	218	184	124	175		G
12N24-4	24	218	184	124	175		G
12N24-3A	24	218	184	124	175		G
12N24-4A	24	218	184	124	175		G



Available with and without acid pack.

Terminal type	A	B	C	D	E	F	G	H	I	J
3D Drawing										

TECHNICAL FEATURES

12V

BS Battery Type	Capacity Ah (10Hr)	CCA A (-18°C)	Dimension			Assembly layout	Terminal
			mm (±2mm)				
			L	W	H		
BB2.5L-C	2,5	19	80	70	105		/
BB2.5L-A	2,5	19	80	70	105		/
BB2.5L-C-1	2,5	19	80	70	105		/
BB2.5L-C-2	2,5	19	80	70	105		/
BB3L-A	3	32	98	56	110		B
BB3L-B	3	32	98	56	110		B
BB4L-B	4	56	120	70	92		A
BB4L-A	4	56	120	70	92		A
BB5L-B	5	65	120	60	130		B
BB5L-B2	5	65	120	60	130		A
BB6.5L-B	6,5	55	137	66	100		B
BB7-A	8	124	135	75	133		B
BB7L-A	8	124	135	75	133		B
BB7L-B	8	124	135	75	133		B
BB7L-A2	8	124	135	75	133		A
BB7L-B2	8	124	135	75	133		A
BB7-A2	8	124	135	75	133		A
BB7B-B	7	124	150	60	130		B
BB7C-A	8	124	130	90	114		E
BB7C-B	7	124	150	87	96		A
BB9-B	9	130	135	75	139		B
BB9L-B	9	130	135	75	139		B
BB9L-A1	9	124	135	75	139		A
BB9L-A2	9	124	135	75	139		F
BB9L-B2	9	124	135	75	139		A
BB9A-A	9	124	135	75	155		B
BB10L-A2	11	160	135	90	145		D
BB10L-B	11	160	135	90	145		B
BB10L-B2	11	160	135	90	145		D
BB10L-BP	11	165	135	90	145		B
BB10A-A2	11	160	135	90	155		D
BB12A-A	12	165	134	80	160		B
BB12A-B	12	165	134	80	160		B
BB12AL-A	12	165	134	80	160		B
BB12AL-A1	12	165	134	80	160		A
BB12AL-A2	12	165	134	80	160		B
BB12B-B2	12	165	160	90	130		D
BB12C-A	12	165	134	80	175		A
BB12C-B	12	165	134	80	175		A
BB14-A2	14	190	134	89	166		D
BB14-B2	14	190	134	89	166		D
BB14L-A	14	190	134	89	166		B
BB14L-A1	14	190	134	89	166		E
BB14L-A2	14	190	134	89	166		D
BB14L-B2	14	190	134	89	166		D
SBB14L-A2	14	190	134	89	166		D
SBB14L-B2	14	190	134	89	166		D

Terminal type	A	B	C	D	E	F	G	H	I	J
3D Drawing										

TECHNICAL FEATURES

12V

BS Battery Type	Capacity Ah (10Hr)	CCA A (-18°C)	Dimension			Assembly layout	Terminal
			mm (±2mm)				
			L	W	H		
BB14A-A1	14	190	134	89	176		B
BB14A-A2	14	190	134	89	176		D
BB16-B	19	240	175	100	155		B
BB16L-B	19	240	175	100	155		B
BB16-B-CX	19	255	175	100	155		B
BB16HL-A-CX	19	255	175	100	155		B
BB16L-A2	19	240	175	100	155		F/B
BB16B-A	16	175	160	90	161		A
BB16B-A1	16	175	160	90	161		C
BB16B-A2	16	175	160	90	161		B
BB16AL-A2	16	175	207	71,5	164		F
SBB16L-A2	16	175	207	71,5	164		F
HBB16A-AB	16	150	151	91	180		C
BB16CL-B	19	240	175	100	175		A
B50-N18L-A	20	260	205	90	162		C
B50-N18L-A2	20	260	205	90	162		C
B50-N18L-A3	20	260	205	90	162		A
B50-N18L-A-CX	20	270	205	90	162		C
SB50-N18L-A	20	260	205	90	162		C
SB50-N18L-A2	20	260	205	90	162		C
SB50-N18L-AT	20	260	205	90	162		C
B50-N18A-A	20	260	205	90	176		C
BB18-A	18	235	180	90	162		C
BB18L-A	18	235	180	90	162		C
BB18L-A2	18	235	180	90	162		C
B60-N24-A	28	280	184	124	175		G
B60-N24L-A	28	280	184	124	175		G
B60-N24AL-B	28	280	184	124	175		G
SB60-N24AL-B	28	280	184	124	175		G
B60-N28L-A	28	280	184	130	170		G
B60-N30L-A	30	300	184	130	170		G
B60-N30-A	30	300	184	130	170		G
B60-N30L-B	30	300	184	130	170		G
BB30L-B	30	300	165	130	176		A
BB30CL-B	30	300	165	130	192		A
BHD-12	28	280	205	130	165		H
51814	19 (20Hr)	210	186	82	171		G
51913	19 (20Hr)	210	186	82	171		G
52515	25 (20Hr)	250	186	130	171		G
53030	30 (20Hr)	300	186	130	171		G
U1-7	18	180	195	130	180		G
U1R-7	18	180	195	130	180		G
U1-9	24	240	195	130	180		G
U1R-9	24	240	195	130	180		G
U1-11	30	300	195	130	180		G
U1R-11	30	300	195	130	180		G

Terminal type	A	B	C	D	E	F	G	H	I	J
3D Drawing										

CROSS REFERENCE CHART

"GEL by BS "	SLA (Factory Activated)	MF (Maintenance Free High Performance)	MF (Maintenance Free)	Conventional (High Performance)	Conventional
				6BB11-2D	6N11-2D
BG2.5L-C				BB2.5L-C; BB2.5L-C2	
BG3L-A	BT3A-3			BB3L-A; BB3L-B	
BG4L-B	BT4A-3		BT4AL-BS	BB4L-B; BB4L-A	
BGR4A-5	BTR4A-5		BTR4A-BS		
BGX4L-5	BTX4-3		BTX4L-BS; BT4L-BS		
BG4B-5	BT4B-5		BT4B-BS		
BG5L-B	BT5A-3			BB5L-B	12N5-3B
BGX5L-5	BTX5-3		BTX5L-BS; BT5L-BS		
BG7B-4	BT7B-4		BT7B-BS		
BGX7A-5	BTX7A-4		BTX7A-BS		
BGX7L-5	BTX7-3		BTX7L-BS		
BGZ7S	BTZ7S		BTZ7S-BS		
				BB7L-B	12N7-3B
				BB7-A	12N7-4A
G12N7B-3A					12N7B-3A
BG9-B	BT9A-4		BT9A-BS	BB9-B	12N9-4B-1
				BB9L-B	12N9-3B
				BB9L-A2	12N9-3A-1
BG9B-4	BT9B-4		BT9B-BS		
BGX9-5	BTX9-4		BTX9-BS		
BG10L-A2				BB10L-A2	12N10-3A-2
BG10L-BP	BT10-3			BB10L-BP; BB10L-B; BB10L-B2	12N10-3B
BGZ10S	BTZ10S		BTZ10S-BS		
				BB12A-A	12N12A-4A-1
BG12B-4	BT12B-4		BT12B-BS		
BGX12-5	BTX12-4		BTX12-BS		
BG12A-5	BT12A-4		BT12A-BS		
BGZ12S	BTZ12S		BTZ12S-BS		
BG14B-4	BT14B-4		BT14B-BS		
BGX14-5	BTX14-4	BTX14H-BS	BTX14-BS		
BGX14AH-5	BTX14AH-4	BTX14AH-BS		BB14-A2; BB14-B2	
BGX14AHL-5	BTX14AH-3	BTX14AHL-BS		BB14L-A2; BB14L-B2	12N14-3A
BGZ14S	BTZ14S		BTZ14S-BS		
BGX15L-5	BTX15-3		BTX15L-BS		
BGX15-5	BTX15-4		BTX15-BS		
BG16CL-B	BT16C-3		BB16CL-B		
BGX16-5	BTX16-4	BTX20CH-BS	BTX16-BS		
BGX16-5-1	BTX16-4-1		BTX16-BS-1		
BG50N18A-A	BT50-N18A-4			B50N18A-A	
			BTX18L-BS	B50-N18L-A	
BGP18-12	BCP18-12		BCP18-12-BS	51913; 51814	12C16A-3B; 12C16A-3A
BGX20H-5	BTX20-4	BTX20H-BS	BTX20-BS	BB16-B; BB18-A	
BGX20HL-5	BTX20-3	BTX20HL-BS	BTX20L-BS	BB18L-A	
BGX20HL-5	BTX20-3	BTX20HL-BS	BTX20L-BS	BB16HL-A-CX; BB16L-B	12N16-3B
BGX20HL-5-PW	BTX20-3-PW	BTX20HL-BS-PW	BT16CL-BS	BB16CL-B	
BGX20CH-5	BTX20CH-4	BTX20A-BS BTX20CH-BS	BTX16-BS		
BGX24HL-5	BT50-N18-3	BTX24HL-BS		B50N18L-A3	
GIX30L	BIX30L			BB30L-B; B60-N24AL-B	53030

BSTM CHARGER

BA10 - AUTOMATIC



- 6V/12V - 1000mA
- Automatic Battery Charger
- Charger & Maintainer
- 3 level charge controlled

BS20 - SMART



- 12V - 2000mA
- Charger & Maintainer
- Reconditioning Function
- Multi Stage Charger: Manual Rejuvenation, Soft Start, Bulk Charging, Absorption Charging, Maintenance Charging

BS40 - PRO-SMART



- 12V - 1/2/4A
- Charger & Maintainer
- 7 Stages - Automatic Switchmode: Rejuvenation, Soft Start Charging, Bulk Charging, Absorption Charging, Equalization, Battery Test, Float Mode

Ideal for charging small batteries (Motorbike, Jet Ski, Lawn Mower) & small passenger vehicles.



Learn more about our full product range on BS Battery website !

TECHNICAL FEATURES

- Automatic Charge
- Automatic Maintenance
- "Short circuit & Reverse Polarity" Protection
- 6V/12V Voltage Output Selection



TECHNICAL FEATURES

- Microprocessor controlled
- Lead Acid / GEL Battery selectable
- Ideal for charging during winter season
- BS Isolated Clips
- Short circuit, reverse polarity & overload protection

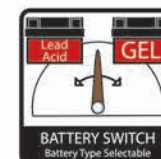

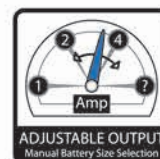



TECHNICAL FEATURES

- Adjustable output (1A, 2A, 4A)
- Rejuvenation mode
- Equalization mode
- Microprocessor controlled
- BS Isolated Clips
- Short circuit, reverse polarity & overload protection
- Can charge Calcium, AGM, WET, GEL batteries



Technical features and functions vary by model.



BS ACCESSORIES

BT01



Battery Condition Indicator

- Shows battery condition at the push of a button

BT02



Battery & Alternator Tester

- Test the condition of your Battery & Alternator

PI03



Power inverter

- Provides household AC power in your vehicle

PA01



Fused Ring Terminal Leadset

- Satisfy all the battery charging needs without risk

PA03



Cigar Plug Leadset

- Allows to charge through the cigarette outlet

PA04



Air Pump Jumper

- Portable DC power source & an Air Compressor Pump

CL01



Classic Clamps

- Motorcycle clamps : thin and easy to plug inside the vehicle

CL02



BS Clamps

- Isolated clamps - safe for every use

SP017



Spacers



- Battery brackets spacers for Harley-Davidson motorcycles



APPLICATION GUIDE

cc	 	Year	V	Ah	Battery Type ¹	Upgrade by BS ²	GEL by BS
APRILIA							
50	AF-1 Futura, Europa	87→94	12	4	BB4L-B	BT4A-3	BG4L-B
50	Amico GL, LK, LX, Sport	92→97	12	4	BB4L-B	BT4A-3	BG4L-B
50	Area51	98→00	12	4	BB4L-B	BT4A-3	BG4L-B
50	Classic50	99→	12	4	BB4L-B	BT4A-3	BG4L-B
50	ET	-	12	4	BB4L-B	BT4A-3	BG4L-B
50	Gulliver AC, LC	95→00	12	4	BB4L-B	BT4A-3	BG4L-B
50	H2O	00→	12	4	BB4L-B	BT4A-3	BG4L-B
50	Habana, Custom	99→02	12	4	BB4L-B	BT4A-3	BG4L-B
50	LC	-	12	4	BB4L-B	BT4A-3	BG4L-B
50	Mc Gulliver	99→00	12	4	BB4L-B	BT4A-3	BG4L-B
50	Mojito	-	12	4	BB4L-B	BT4A-3	BG4L-B
50	Mojito 25 KM, H FL	-	12	4	BB4L-B	BT4A-3	BG4L-B
50	Mojito FL	-	12	4	BB4L-B	BT4A-3	BG4L-B
50	MX50	-	12	4	BB4L-B	BT4A-3	BG4L-B
50	Pegaso	92→97	12	4	BB4L-B	BT4A-3	BG4L-B
50	Rally	04→05	12	4	BB4L-B	BT4A-3	BG4L-B
50	Rally AC, LC	→97	12	4	BB4L-B	BT4A-3	BG4L-B
50	Red Rose, Classic	88→92	12	4	BB4L-B	BT4A-3	BG4L-B
50	Replica	93→05	12	4	BB4L-B	BT4A-3	BG4L-B
50	RS50	00→05	12	4	BB4L-B	BT4A-3	BG4L-B
50	RS50	06→10	12	4	BTX5L-BS		BGX5L-5
50	RS50, Extrema	93→05	12	4	BB4L-B	BT4A-3	BG4L-B
50	RX50	90→06	12	4	BB4L-B	BT4A-3	BG4L-B
50	Scarabeo 2T	93→99	12	4	BB4L-B	BT4A-3	BG4L-B
50	Scarabeo 4T	03→	12	9	BB9-B	BT9A-BS	BG9-B
50	Scarabeo 50	00→03	12	4	BB4L-B	BT4A-3	BG4L-B
50	Scarabeo EU	-	12	9	BB9-B	BT9A-BS	BG9-B
50	Scarabeo Diech	01→05	12	4	BTX5L-BS		BGX5L-5
50	Sonic, GP	98→00	12	4	BB4L-B	BT4A-3	BG4L-B
50	Sonic Acqua	-	12	4	BB4L-B	BT4A-3	BG4L-B
50	SR Carb	08→	12	9	BB9-B	BT9A-BS	BG9-B
50	SR Ditech	00→03	12	4	BTX5L-BS		BGX5L-5
50	SR IE	05→	12	9	BB9-B	BT9A-BS	BG9-B
50	SR IE 25 KM/H	-	12	9	BB9-B	BT9A-BS	BG9-B
50	SR IE CND	-	12	9	BB9-B	BT9A-BS	BG9-B
50	SR IE USA	-	12	9	BB9-B	BT9A-BS	BG9-B
50	SR LC, Netscaper	97→99	12	4	BB4L-B	BT4A-3	BG4L-B
50	SR Netscaper	00→	12	4	BB4L-B	BT4A-3	BG4L-B
50	SR Replica, Racing	97→00	12	4	BB4L-B	BT4A-3	BG4L-B
50	SR Stealth	97→00	12	4	BB4L-B	BT4A-3	BG4L-B
50	SR stealth / www	97→00	12	4	BB4L-B	BT4A-3	BG4L-B
50	SR Urban, Viper	-	12	4	BB4L-B	BT4A-3	BG4L-B
50	SR50	00→01	12	4	BB4L-B	BT4A-3	BG4L-B
50	SR 50 de	-	12	4	BB4L-B	BT4A-3	BG4L-B
50	SR50 Ditech	00→05	12	4	BTX5L-BS		BGX5L-5
100	Tuareg Rally, Wind	90→92	12	4	BB4L-B	BT4A-3	BG4L-B
100	Scarabeo 2T	00→01	12	4	BTX5L-BS		BGX5L-5
100	Scarabeo 4T	01→	12	9	BB9-B	BT9A-BS	BG9-B

(1) OEM Fitment (2) Suggested Upgrade by BS • See Cross Reference Chart page 18 for other Upgrade possibilities

cc	 	Year	V	Ah	Battery Type ¹	Upgrade by BS ²	GEL by BS
100	Scarabeo ST, 4T USA	-	12	9	BB9-B	<i>BT9A-BS</i>	<i>BG9-B</i>
125	AF-1 Futura, Europa	87→92	12	9	BB9-B	<i>BT9A-BS</i>	<i>BG9-B</i>
125	AF-1 Project108, Replica	89→90	12	9	BB9-B	<i>BT9A-BS</i>	<i>BG9-B</i>
125	AF-1 Sintesi, Sport Pro	89→91	12	9	BB9-B	<i>BT9A-BS</i>	<i>BG9-B</i>
125	AS R	85→86	12	5,5	12N5.5-3B		
125	Atlantic	03→	12	12	BB12AL-A		
125	Classic	95→99	12	9	BB9-B	<i>BT9A-BS</i>	<i>BG9-B</i>
125	ETX E-Starter	-	12	9	BB9-B	<i>BT9A-BS</i>	<i>BG9-B</i>
125	ETX Kick Starter	-	12	5,5	12N5.5-3B		
125	Habana, Custom	99→02	12	8	BTX9-BS		<i>BGX9-5</i>
125	Leonardo, ST	96→04	12	12	BB12AL-A		
125	Mojito 125	03→	12	6	BTX7L-BS		<i>BGX7L-5</i>
125	Mojito FL	-	12	6	BTX7L-BS		<i>BGX7L-5</i>
125	MX125	05→07	12	4	BB4L-B	<i>BT4A-3</i>	<i>BG4L-B</i>
125	Pegaso	92→03	12	9	BB9-B	<i>BT9A-BS</i>	<i>BG9-B</i>
125	Rambla	08	12	10	BTX12-BS		<i>BGX12-5</i>
125	Red Rose, Classic	87→94	12	9	BB9-B	<i>BT9A-BS</i>	<i>BG9-B</i>
125	RS Extrema, RX	92→09	12	9	BB9-B	<i>BT9A-BS</i>	<i>BG9-B</i>
125	RS Replica	→93	12	9	BB9-B	<i>BT9A-BS</i>	<i>BG9-B</i>
125	RS125	95→	12	9	BB9-B	<i>BT9A-BS</i>	<i>BG9-B</i>
125	RS 125 11 KW	-	12	9	BB9-B	<i>BT9A-BS</i>	<i>BG9-B</i>
125	RS 125 F.P.	-	12	9	BB9-B	<i>BT9A-BS</i>	<i>BG9-B</i>
125	RS 125 F.P. USA	-	12	9	BB9-B	<i>BT9A-BS</i>	<i>BG9-B</i>
125	RX 125 11 KW	-	12	4	BB4L-B	<i>BT4A-3</i>	<i>BG4L-B</i>
125	RX 125 F.P.	-	12	4	BB4L-B	<i>BT4A-3</i>	<i>BG4L-B</i>
125	Scarabeo	99→07	12	12	BB12AL-A		
125	Scarabeo	08→10	12	10	BTX12-BS		<i>BGX12-5</i>
125	Sport city	08→	12	10	BTX12-BS		<i>BGX12-5</i>
125	Sport city	04→08	12	10	BT12B-BS		<i>BG12B-4</i>
125	Sport city rest	-	12	10	BTX12-BS		<i>BGX12-5</i>
125	SR125	99→02	12	6	BTX7L-BS		<i>BGX7L-5</i>
125	ST, STX (El.Starter)	-	12	9	BB9-B	<i>BT9A-BS</i>	<i>BG9-B</i>
125	ST, STX (Kick-Starter)	82→85	12	5,5	12N5.5-3B		
125	ST, STX, ETX	-	12	5,5	12N5.5-3B		
125	SX 11 KW	08	12	4	BB4L-B	<i>BT4A-3</i>	<i>BG4L-B</i>
125	SX F.P.	08	12	4	BB4L-B	<i>BT4A-3</i>	<i>BG4L-B</i>
125	Tuareg (El.Starter)	86→90	12	9	BB9-B	<i>BT9A-BS</i>	<i>BG9-B</i>
125	Tuareg (Kick-Starter)	-	12	5,5	12N5.5-3B		
125	Tuareg Rally	86	6	4	6N4-2A-4		
125	Tuareg Rally	87	12	2,5	BB2.5L-C-2		
125	Tuareg Rally, Wind	88→94	12	9	BB9-B	<i>BT9A-BS</i>	<i>BG9-B</i>
125	Tuono	03→04	12	9	BB9-B	<i>BT9A-BS</i>	<i>BG9-B</i>
150	Leonardo, ST	96→04	12	12	BB12AL-A		
150	Mojito	03→	12	6	BTX7L-BS		<i>BGX7L-5</i>
150	Scarabeo	99→02	12	12	BB12AL-A		
150	SR150	99→02	12	6	BTX7L-BS		<i>BGX7L-5</i>
200	Atlantic	-	12	12	BB12AL-A		
200	Scarabeo	00→	12	12	BB12AL-A		
200	Sport city	-	12	10	BT12B-BS		<i>BG12B-4</i>

(1) OEM Fitment (2) Suggested Upgrade by BS • See Cross Reference Chart page 18 for other Upgrade possibilities

APRILIA


cc	 	Year	V	Ah	Battery Type ¹	Upgrade by BS ²	GEL by BS
200	Sport city	09→	12	10	BTX12-BS		BGX12-5
200	Sport city rest	-	12	10	BTX12-BS		BGX12-5
250	Atlantic	-	12	12	BB12AL-A		
250	Leonardo, ST, SP	99→	12	12	BB12AL-A		
250	Rambla	-	12	10	BTX12-BS		BGX12-5
250	RS replica	-	12	4	BB4L-B	BT4A-3	BG4L-B
250	RS250	95→04	12	4	BB4L-B	BT4A-3	BG4L-B
250	Scarabeo	→08	12	12	BB12AL-A		
250	Scarabeo	08→	12	10	BTX12-BS		BGX12-5
250	Scarabeo L	-	12	10	BTX12-BS		BGX12-5
250	Sport City	09→	12	10	BTX12-BS		BGX12-5
250	Sport City Rest	-	12	10	BTX12-BS		BGX12-5
250	Sport City USA	-	12	10	BTX12-BS		BGX12-5
250	Sport city USA Rest	-	12	10	BTX12-BS		BGX12-5
300	Atlantic	10→	12	9	BB9-B	BT9A-BS	BG9-B
300	Leonardo	04→05	12	12	BB12AL-A		
300	Scarabeo Light, Special	09→10	12	10	BTX12-BS		BGX12-5
300	Sport city rest	08→10	12	10	BTX12-BS		BGX12-5
400	Atlantic	05→08	12	10	BTX12-BS		BGX12-5
400	Scarabeo	-	12	10	BTX12-BS		BGX12-5
400	Scarabeo L	06→08	12	10	BTX12-BS		BGX12-5
450	Enduro	-	12	6	BTX7A-BS		BGX7A-5
450	Motard	-	12	6	BTX7A-BS		BGX7A-5
450	MXV	-	12	6	BTX7A-BS		BGX7A-5
450	RXV 450	05→09	12	8.6	BTZ10S		BGZ10S
450	RXV 450	10→	12	6	BTX7A-BS		BGX7A-5
450	RXV 450 CND	-	12	6	BTX7A-BS		BGX7A-5
450	RXV 450 USA	-	12	6	BTX7A-BS		BGX7A-5
450	SVX 450	10	12	6	BTX7A-BS		BGX7A-5
450	SXV 450	05→09	12	6	BTX7A-BS		BGX7A-5
450	SXV 450	-	12	6	BTX7A-BS		BGX7A-5
450	SXV 450 CND	-	12	6	BTX7A-BS		BGX7A-5
450	SXV 450 USA	-	12	8.6	BTZ10S		BGZ10S
500	Atlantic	01→04	12	14	BB14L-A2	BTX14AHL-BS	BGX14AHL-5
500	Atlantic Sprint	05→08	12	10	BTX12-BS		BGX12-5
500	Scarabeo	02→08	12	14	BB14L-A2	BTX14AHL-BS	BGX14AHL-5
500	Scarabeo	08→	12	10	BTX12-BS		BGX12-5
500	Scarabeo L USA	-	12	10	BTX12-BS		BGX12-5
550	Enduro	-	12	6	BTX7A-BS		BGX7A-5
550	Motard	-	12	6	BTX7A-BS		BGX7A-5
550	RXV 550	05→09	12	8.6	BTZ10S		BGZ10S
550	RXV 550	10→	12	6	BTX7A-BS		BGX7A-5
550	RXV 550 CND	-	12	6	BTX7A-BS		BGX7A-5
550	RXV 550 USA	-	12	6	BTX7A-BS		BGX7A-5
550	SVX 550	10→	12	6	BTX7A-BS		BGX7A-5
550	SXV 550	05→09	12	8.6	BTZ10S		BGZ10S
550	SXV 550	-	12	6	BTX7A-BS		BGX7A-5
550	SXV 550 CND	-	12	6	BTX7A-BS		BGX7A-5
550	SXV 550 USA	-	12	8.6	BTZ10S		BGZ10S

(1) OEM Fitment (2) Suggested Upgrade by BS • See Cross Reference Chart page 18 for other Upgrade possibilities

cc	 	Year	V	Ah	Battery Type ¹	Upgrade by BS ²	GEL by BS
600	ETX E-Starter	86→92	12	14	BB14L-A2	<i>BTX14AHL-BS</i>	<i>BGX14AHL-5</i>
600	ETX Kick Starter	86→92	12	5,5	12N5.5-3B		
600	Pegaso	88→94	12	14	BB14L-A2	<i>BTX14AHL-BS</i>	<i>BGX14AHL-5</i>
600	Tuareg Wind	87→92	12	14	BB14L-A2	<i>BTX14AHL-BS</i>	<i>BGX14AHL-5</i>
650	ETX E-Starter	-	12	14	BB14L-A2	<i>BTX14AHL-BS</i>	<i>BGX14AHL-5</i>
650	ETX Kick-Starter	-	12	5,5	12N5.5-3B		
650	Moto 6.5	95→99	12	12	BB12AL-A2		
650	Pegaso	90→04	12	12	BB12AL-A2		
650	Pegaso Strada	05→	12	10	BTX12-BS		<i>BGX12-5</i>
650	Pegaso, IE	97→02	12	12	BB12AL-A		
650	Pegaso Factory	-	12	10	BTX12-BS		<i>BGX12-5</i>
650	Pegaso Trail	-	12	10	BTX12-BS		<i>BGX12-5</i>
650	Stark	95→00	12	14	BB14L-A2	<i>BTX14AHL-BS</i>	<i>BGX14AHL-5</i>
750	Dorsoduro	08→	12	12	BTX14-BS	<i>BTX14H-BS</i>	<i>BGX14-5</i>
750	Dorsoduro ABS	-	12	12	BTX14-BS	<i>BTX14H-BS</i>	<i>BGX14-5</i>
750	Dorsoduro USA	-	12	12	BTX14-BS	<i>BTX14H-BS</i>	<i>BGX14-5</i>
750	Shiver	08→12	12	12	BTX14-BS	<i>BTX14H-BS</i>	<i>BGX14-5</i>
750	Shiver ABS	-	12	12	BTX14-BS	<i>BTX14H-BS</i>	<i>BGX14-5</i>
750	Shiver CND	-	12	12	BTX14-BS	<i>BTX14H-BS</i>	<i>BGX14-5</i>
750	Shiver USA	-	12	12	BTX14-BS	<i>BTX14H-BS</i>	<i>BGX14-5</i>
800	Mana	-	12	12	BTX14-BS	<i>BTX14H-BS</i>	<i>BGX14-5</i>
850	Mana 850	07→	12	12	BTX14-BS	<i>BTX14H-BS</i>	<i>BGX14-5</i>
850	Mana ABS	-	12	12	BTX14-BS	<i>BTX14H-BS</i>	<i>BGX14-5</i>
850	Mana CND	-	12	12	BTX14-BS	<i>BTX14H-BS</i>	<i>BGX14-5</i>
850	Mana USA	-	12	12	BTX14-BS	<i>BTX14H-BS</i>	<i>BGX14-5</i>
850	SRV 850	12					
1000	ETV Caponord	01→08	12	12	BTX14-BS	<i>BTX14H-BS</i>	<i>BGX14-5</i>
1000	Pegaso Strada, Factory Trail	09→10	12	10	BTX12-BS		<i>BGX12-5</i>
1000	RST Futura	01→04	12	10	BTX12-BS		<i>BGX12-5</i>
1000	RSV4 Factory, APRC, SE	09→	12	8.6	BTZ10S		<i>BGZ10S</i>
1000	RSV4 R, APRC	09→	12	8.6	BTZ10S		<i>BGZ10S</i>
1000	RSV 1000 Factory	03→05	12	10	BTX12-BS		<i>BGX12-5</i>
1000	RSV 1000 4V Factory	09→	12	8.6	BTZ10S		<i>BGZ10S</i>
1000	RSV 1000 FactoryUSA	-	12	10	BTX12-BS		<i>BGX12-5</i>
1000	RSV 1000 Mille	98→00	12	12	BTX14-BS	<i>BTX14H-BS</i>	<i>BGX14-5</i>
1000	RSV 1000 Mille	01→03	12	10	BTX12-BS		<i>BGX12-5</i>
1000	RSV 1000 Mille R	00→05	12	10	BTX12-BS		<i>BGX12-5</i>
1000	RSV 1000 Mille SP	99→00	12	10	BTX12-BS		<i>BGX12-5</i>
1000	RSV 1000 R	-	12	10	BTX12-BS		<i>BGX12-5</i>
1000	RSV 1000 R USA	-	12	10	BTX12-BS		<i>BGX12-5</i>
1000	SL Falco	98→03	12	12	BTX14-BS	<i>BTX14H-BS</i>	<i>BGX14-5</i>
1000	Tuono	03→	12	10	BTX12-BS		<i>BGX12-5</i>
1000	Tuono Fighter	02→05	12	10	BTX12-BS		<i>BGX12-5</i>
1000	Tuono Factory USA	03→09	12	10	BTX12-BS		<i>BGX12-5</i>
1000	Tuono R	03→09	12	10	BTX12-BS		<i>BGX12-5</i>
1000	Tuono R CND	-	12	10	BTX12-BS		<i>BGX12-5</i>
1000	Tuono R USA	-	12	10	BTX12-BS		<i>BGX12-5</i>
1200	Dorsoduro	11→	12	12	BTX14-BS	<i>BTX14H-BS</i>	<i>BGX14-5</i>

(1) OEM Fitment (2) Suggested Upgrade by BS • See Cross Reference Chart page 18 for other Upgrade possibilities



BENELLI

cc	 	Year	V	Ah	Battery Type ¹	Upgrade by BS ²	GEL by BS
BENELLI							
50	491GT, Sport, Racing	→97	12	4	BB4L-B	<i>BT4A-3</i>	<i>BG4L-B</i>
50	Devil 50 (c/avv.)	-	12	4	BB4L-B	<i>BT4A-3</i>	<i>BG4L-B</i>
50	Devil E-Starter	94→95	12	4	BB4L-B	<i>BT4A-3</i>	<i>BG4L-B</i>
50	K2	97	12	4	BB4L-B	<i>BT4A-3</i>	<i>BG4L-B</i>
50	KBX 50 Race	-	12	4	BB4L-B	<i>BT4A-3</i>	<i>BG4L-B</i>
50	Pepe, Pepe LX	00→	12	4	BB4L-B	<i>BT4A-3</i>	<i>BG4L-B</i>
50	Scooty LX, DLX	-	12	4	BB4L-B	<i>BT4A-3</i>	<i>BG4L-B</i>
80	Devil 50 (c/avv.)	-	12	4	BB4L-B	<i>BT4A-3</i>	<i>BG4L-B</i>
80	KBX	94	12	4	BB4L-B	<i>BT4A-3</i>	<i>BG4L-B</i>
100	K2	00→	12	5	BB5L-B	<i>BT5A-3</i>	<i>BG5L-B</i>
125	125 Cross	-	6	11	6N11A-1B		
125	125 Custom Guzzi	-	12	5,5	12N5.5-4A		
125	125 Guzzi	-	12	5,5	12N5.5-4A		
125	125 Jarno (c/avv.)	-	12	9	BB9-B	<i>BT9A-BS</i>	<i>BG9-B</i>
125	125 Scooter Benelli	-	12	9	BB9L-B		
125	125-2 CSE	-	6	11	6N11A-1B		
125	125CS	-	12	9	BB9-B	<i>BT9A-BS</i>	<i>BG9-B</i>
125	125T Sport	-	6	11	6N11A-1B		
125	Adiva	00	12	12	BTX14-BS	<i>BTX14H-BS</i>	<i>BGX14-5</i>
125	Jarno E-Starter	00	12	9	12N9-4B-1	<i>BT9A-BS</i>	<i>BG9-B</i>
125	Velvet	08→	12	8	BTX9-BS		<i>BGX9-5</i>
150	Adiva150	00	12	12	BTX14-BS	<i>BTX14H-BS</i>	<i>BGX14-5</i>
150	Velvet	10→	12	8	BTX9-BS		<i>BGX9-5</i>
250	250 (2 Cyl.)	11	6	11	6N11A-1B		
250	250 (4 Cyl.)	11	12	12	BB12A-A		
250	4 Zyl. (Cyl.)	-	12	9	BB9-B	<i>BT9A-BS</i>	<i>BG9-B</i>
350	350RS	00	12	30 (20Hr)	53030		
350	4 Zyl. (Cyl.)	-	12	14	BB14L-A2	<i>BTX14AHL-BS</i>	<i>BGX14AHL-5</i>
500	LS	-	12	14	BB14L-A2	<i>BTX14AHL-BS</i>	<i>BGX14AHL-5</i>
500	Quattro	00	12	30 (20Hr)	53030		
500	SS	00	12	12	12N12A-4A-1	<i>BB12A-A</i>	
500	4 Zyl.(Cyl.)	-	12	14	BB14L-A2	<i>BTX14AHL-BS</i>	<i>BGX14AHL-5</i>
650	650 Tornado U.T.	-	12	12	BB12A-A		
750	Sei	00	12	14	BB14L-A2	<i>BTX14AHL-BS</i>	<i>BGX14AHL-5</i>
750	SS	00	12	12	12N12A-4A-1	<i>BB12A-A</i>	
900	900 (6 Cyl.)	-	12	30 (20Hr)	53030		
900	Sei	-	12	30 (20Hr)	53030		
900	Tornado	-	12	12	12N12A-4A-1	<i>BB12A-A</i>	
BETAMOTOR							
50	Adventure	-	12	4	BB4L-B	<i>BT4A-3</i>	<i>BG4L-B</i>
50	Ark Air, Ark Lc	→97	12	4	BB4L-B	<i>BT4A-3</i>	<i>BG4L-B</i>
50	CHrono	95	12	4	BB4L-B	<i>BT4A-3</i>	<i>BG4L-B</i>
50	Eikon	00	12	4	BB4L-B	<i>BT4A-3</i>	<i>BG4L-B</i>
50	Quadra	→97	12	4	BB4L-B	<i>BT4A-3</i>	<i>BG4L-B</i>
50	Tempo	-	12	4	BB4L-B	<i>BT4A-3</i>	<i>BG4L-B</i>
125	Eikon	00→	12	8	BTX9-BS		<i>BGX9-5</i>
150	Eikon	00→	12	8	BTX9-BS		<i>BGX9-5</i>
600	YB9	00→	12	12	BB12AL-A2		



(1) OEM Fitment (2) Suggested Upgrade by BS • See Cross Reference Chart page 18 for other Upgrade possibilities

cc	 	Year	V	Ah	Battery Type ¹	Upgrade by BS ²	GEL by BS
750	SB3	00→	12	14	12N14-3A	<i>BTX14AHL-BS</i>	<i>BGX14AHL-5</i>
900	HS2900	00→	12	14	BB14L-A2	<i>BTX14AHL-BS</i>	<i>BGX14AHL-5</i>
1000	YB10 Dieci	00→	12	12	BTX14-BS	<i>BTX14H-BS</i>	<i>BGX14-5</i>
1000	YB6	00→	12	14	BB14L-A2	<i>BTX14AHL-BS</i>	<i>BGX14AHL-5</i>
BIG DOG							
All	All models	-	12	18	BTX20L-BS	<i>BTX20HL-BS</i>	<i>BGX20HL-5</i>
BIMOTA							
600	YB9	-	12	12	BB12AL-A2		
750	SB3	-	12	14	12N14-3A	<i>BTX14AHL-BS</i>	<i>BGX14AHL-5</i>
900	DB2	93→95	12	14	BB14-A2	<i>BTX14AH-BS</i>	<i>BGX14AH-5</i>
900	DB2 Final Edition	97	12	14	BB14-A2	<i>BTX14AH-BS</i>	<i>BGX14AH-5</i>
900	DB3 Mantra	97→99	12	6	BTX7L-BS		<i>BGX7L-5</i>
900	HS2900	-	12	14	BB14L-A2	<i>BTX14AHL-BS</i>	<i>BGX14AHL-5</i>
900	Tesi	91→95	12	14	BB14-A2	<i>BTX14AH-BS</i>	<i>BGX14AH-5</i>
900	SB8R, SB8RS	98→00	12	10	BTX12-BS		<i>BGX12-5</i>
1000	Gobert	-	12	14	BB14L-A2	<i>BTX14AHL-BS</i>	<i>BGX14AHL-5</i>
1000	Santamonica	-	12	14	BB14L-A2	<i>BTX14AHL-BS</i>	<i>BGX14AHL-5</i>
1000	Tesi 2d	-	12	14	BB14L-A2	<i>BTX14AHL-BS</i>	<i>BGX14AHL-5</i>
1000	YB10 DIECI	-	12	12	BTX14-BS	<i>BTX14H-BS</i>	<i>BGX14-5</i>
1000	YB11	96→99	12	10	BTX12-BS		<i>BGX12-5</i>
1000	YB8, YB10	92→95	12	12	BTX14AHL-BS		<i>BGX14AHL-5</i>
1000	YB6	-	12	14	BB14L-A2	<i>BTX14AHL-BS</i>	<i>BGX14AHL-5</i>
1100	SB6, SB7	95→97	12	6	BTX7L-BS		<i>BGX7L-5</i>
1100	SB6R	97→99	12	10	BTX12-BS		<i>BGX12-5</i>
BMW							
125	C1	00→03	12	14	BB14L-A2	<i>BTX14AHL-BS</i>	<i>BGX14AHL-5</i>
150	C1	00→03	12	14	BB14L-A2	<i>BTX14AHL-BS</i>	<i>BGX14AHL-5</i>
200	C1	00→03	12	14	BB14L-A2	<i>BTX14AHL-BS</i>	<i>BGX14AHL-5</i>
260	R26	→11	6	7	B39-6		
260	R26, R27 Single Cylinder	55→69	6	11	6N11A-1B		
260	R27	-	6	11	6N11A-1B		
450	R45N	78→88	12	18 (20Hr)	51814		
450	G450	09→	12	6	BTZ7S		<i>BGZ7S</i>
500	R50/2 Twin Cylinders	55→69	6	13	B38-6A		
500	R50/5	-	12	18 (20Hr)	51814		
500	R50/R, 50S/R, 50-2	-	12	18 (20Hr)	51814		
500	R50/S Twin Cylinders	55→69	6	13	B38-6A		
500	R51/R51-2-3	00→	6	10	B49-6		
600	60-5	00→	12	18 (20Hr)	51814		
600	C600 Sport	12	-	-	-	-	-
600	R60, R60/2 Twin Cylinders	55→69	6	13	B38-6A		
600	R60/5	70→73	12	18 (20Hr)	51814		
600	R60/6, R60/7	→84	12	30 (20Hr)	53030		
600	R60/6, R60/7	69→84	12	30 (20Hr)	53030		
600	R60LS	00→	12	18 (20Hr)	51814		
600	R60S	00→	12	14	12N14-3A	<i>BTX14AHL-BS</i>	<i>BGX14AHL-5</i>
600	R65	85→	12	25 (20Hr)	52515		
600	R65 G/S	86→92	12	18 (20Hr)	51814		
600	R65LS	81→85	12	18 (20Hr)	51814		

(1) OEM Fitment (2) Suggested Upgrade by BS • See Cross Reference Chart page 18 for other Upgrade possibilities

cc	 	Year	V	Ah	Battery Type ¹	Upgrade by BS ²	GEL by BS
600	R69S	-	6	10	B49-6		
650	C650 GT	12	-	-	-	-	-
650	F650	93→	12	12	BB12AL-A2		
650	F650GS	08→11	12	12	BTX14-BS	<i>BTX14H-BS</i>	<i>BGX14-5</i>
650	F650	93→01	12	12	BB12AL-A2		
650	F650, S	93→	12	25 (20Hr)	52515		
650	F650CS/GS/ST	98→02	12	12	BB12AL-A2		
650	R65	84→95	12	30 (20Hr)	53030		
650	R65LS	78→84	12	18 (20Hr)	51814		
700	R69 - R69S	55→69	6	13	B38-6A		
750	K75	85→86	12	18 (20Hr)	51814		
750	K75	87→92	12	25 (20Hr)	52515		
750	K75	93→95	12	19 (20Hr)	51913		<i>BGP18-12</i>
750	K75, RT	85→95	12	30 (20Hr)	53030		
750	K75, -S, -RT, RTJ	-	12	25 (20Hr)	52515		
750	K75C	85→86	12	18 (20Hr)	51814		
750	K75C	87→93	12	25 (20Hr)	52515		
750	K75C, S	85→95	12	18 (20Hr)	51814		
750	K75RT	92→96	12	19 (20Hr)	51913		<i>BGP18-12</i>
750	K75S	85→86	12	18 (20Hr)	51814		
750	K75S	87→92	12	25 (20Hr)	52515		
750	R75/5	70→73	12	18 (20Hr)	51814		
750	R75/6	69→76	12	30 (20Hr)	53030		
750	R75/6, R75/7	→84	12	30 (20Hr)	53030		
750	R75/7	76→84	12	30 (20Hr)	53030		
750	R75-5 (Bicylinder)	00→	12	18 (20Hr)	51814		
750	R75-6	00→	12	30 (20Hr)	53030		
800	F650GS	09→	12	12	BTX14-BS	<i>BTX14H-BS</i>	<i>BGX14-5</i>
800	F800R, GS, ST	08→	12	12	BTX14-BS	<i>BTX14H-BS</i>	<i>BGX14-5</i>
800	F800ST, GS	09→	12	12	BTX14-BS	<i>BTX14H-BS</i>	<i>BGX14-5</i>
800	R80	86→92	12	25 (20Hr)	52515		
800	R80 G/S	81→86	12	18 (20Hr)	51814		
800	R80 G/S	90→95	12	25 (20Hr)	52515		
800	R80, R80RT	84→95	12	30 (20Hr)	53030		
800	R80, R80RT	85→	12	25 (20Hr)	52515		
800	R80/7, R80RT	→84	12	30 (20Hr)	53030		
800	R80/7, R80RT	78→84	12	30 (20Hr)	53030		
800	R80ET	00→	12	30 (20Hr)	53030		
800	R80GS	88→	12	25 (20Hr)	52515		
800	R80GS, R80ST	80→96	12	18 (20Hr)	51814		
800	R80R	91→95	12	25 (20Hr)	52515		
800	R80ST	86→90	12	18 (20Hr)	51814		
850	R850R	95→97	12	19 (20Hr)	51913		<i>BGP18-12</i>
850	R85C	99→01	12	19 (20Hr)	51913		<i>BGP18-12</i>
900	R90/6, R90S	→84	12	30 (20Hr)	53030		
900	R90/6, R90S	69→76	12	30 (20Hr)	53030		
900	R90ST	00→	12	18 (20Hr)	51814		
1000	All K Models	83→93	12	30 (20Hr)	53030		
1000	BMW K1	93	12	19 (20Hr)	51913		<i>BGP18-12</i>

(1) OEM Fitment (2) Suggested Upgrade by BS • See Cross Reference Chart page 18 for other Upgrade possibilities

cc	 	Year	V	Ah	Battery Type ¹	Upgrade by BS ²	GEL by BS
1000	BMW K1	89→92	12	25 (20Hr)	52515		
1000	K100	83→94	12	25 (20Hr)	52515		
1000	K100LT, RS	83→91	12	25 (20Hr)	52515		
1000	K100RT	83→93	12	25 (20Hr)	52515		
1000	R100 CS, RS, RT, S, T	→84	12	30 (20Hr)	53030		
1000	R100, -CS	80→84	12	25 (20Hr)	52515		
1000	R100/7	76→84	12	30 (20Hr)	53030		
1000	R100CS	76→84	12	30 (20Hr)	53030		
1000	R100GS, Basic, Mystic	90→95	12	25 (20Hr)	52515		
1000	R100GS, PD, R, RS, RT	87→95	12	30 (20Hr)	53030		
1000	R100PD	90→95	12	25 (20Hr)	52515		
1000	R100R	00→	12	19 (20Hr)	51913		<i>BGP18-12</i>
1000	R100R	91→95	12	25 (20Hr)	52515		
1000	R100RM	91→95	12	25 (20Hr)	52515		
1000	R100RT, R100RS	87→94	12	25 (20Hr)	52515		
1000	S1000RR	09→	12	8.6	BTZ10S		<i>BGZ10S</i>
1000	S1000RR DWA	09→	12	11	BTZ12S		<i>BGZ12S</i>
1100	K1100-LT	93→98	12	19 (20Hr)	51913		<i>BGP18-12</i>
1100	K1100LT/RS	90→95	12	19 (20Hr)	51913		<i>BGP18-12</i>
1100	K1100RS	93→96	12	19 (20Hr)	51913		<i>BGP18-12</i>
1100	R1100GS	94→00	12	19 (20Hr)	51913		<i>BGP18-12</i>
1100	R1100R, LT, RS, RT	94→01	12	19 (20Hr)	51913		<i>BGP18-12</i>
1100	R1100RS, RT	93→	12	19 (20Hr)	51913		<i>BGP18-12</i>
1100	R1100S	99→02	12	19 (20Hr)	51913		<i>BGP18-12</i>
1150	R1150 GS	00→02	12	19 (20Hr)	51913		<i>BGP18-12</i>
1150	R1150GS, R	00→	12	19 (20Hr)	51913		<i>BGP18-12</i>
1150	R1150R, RS, RT	01→02	12	19 (20Hr)	51913		<i>BGP18-12</i>
1200	HP2 Sport Megamoto	10→	12	12	BTX14-BS	<i>BTX14H-BS</i>	<i>BGX14-5</i>
1200	K1200 Cruiser	98→02	12	19 (20Hr)	51913		<i>BGP18-12</i>
1200	K1200LT, GT, RS, S	97→	12	19 (20Hr)	51913		<i>BGP18-12</i>
1200	K1200LT, GT	05→10	12	19 (20Hr)	51913		<i>BGP18-12</i>
1200	K1200R, S	06→	12	12	BTX14-BS	<i>BTX14H-BS</i>	<i>BGX14-5</i>
1200	R1200C, RT	98→	12	19 (20Hr)	51913		<i>BGP18-12</i>
1200	R1200GS	05→	12	12	BTX14-BS	<i>BTX14H-BS</i>	<i>BGX14-5</i>
1200	K1200R	05→	12	12	BTX14-BS	<i>BTX14H-BS</i>	<i>BGX14-5</i>
1200	R1200GS, S, R	05→	12	12	BTX14-BS	<i>BTX14H-BS</i>	<i>BGX14-5</i>
1200	R1200GS, Adventure, Rallye	09→	12	11.2	BTZ14S		<i>BGZ14S</i>
1200	R1200GS Adventure successor	09→	12	11.2	BTZ14S		<i>BGZ14S</i>
1200	R1200GS successor	09→	12	11.2	BTZ14S		<i>BGZ14S</i>
1200	R1200R, S	-	12	12	BTX14-BS	<i>BTX14H-BS</i>	<i>BGX14-5</i>
1200	R1200R successor	-	12	11.2	BTZ14S		<i>BGZ14S</i>
1200	R1200C, RT	98→	12	19 (20Hr)	51913		<i>BGP18-12</i>
1300	K1300GT	09→10	12	19 (20Hr)	51913		<i>BGP18-12</i>
1300	K1300S, R	09→	12	12	BTX14-BS	<i>BTX14H-BS</i>	<i>BGX14-5</i>
1300	K1300S HP	12	12	12	BTX14-BS	<i>BTX14H-BS</i>	<i>BGX14-5</i>
1600	K1600 GLT	11→	12	19 (20Hr)	51913		<i>BGP18-12</i>
1600	K1600 GT	11→	12	19 (20Hr)	51913		<i>BGP18-12</i>
BSA							
250-750	250, 350, 400, 441, 500 (12V)	-	12	8	BB7-A		

(1) OEM Fitment (2) Suggested Upgrade by BS • See Cross Reference Chart page 18 for other Upgrade possibilities

cc	 	Year	V	Ah	Battery Type ¹	Upgrade by BS ²	GEL by BS
250-750	250, 350, 650 (6V)	-	6	7	B39-6		
250-750	600, 650, 750 (12V)	-	12	8	BB7-A		
250-750	Rocket 750, Thunderbolt	-	12	9	BB9L-B		
250-750	Spitfire HK35, Starfire B25	-	12	9	BB9L-B		
1200	500 Gold Star	-	6	13	B38-6A		
1200	500, 600, 650, 750 (12V)	-	12	8	BB7-A		
BUELL							
500	Blast	00→08	12	12	BTX14-BS	<i>BTX14H-BS</i>	<i>BGX14-5</i>
984	XB9R Firebolt, XB9S Lightning	02→10	12	12	BTX14-BS	<i>BTX14H-BS</i>	<i>BGX14-5</i>
1000	RR1000	87	12	19	BB16B-CX		
1125	1125R, 1125CR	08→10	12	12	BTX14L-BS	<i>BTX14HL-BS</i>	
1200	M2 Cyclone	97→02	12	18	BTX20L-BS	<i>BTX20HL-BS</i>	<i>BGX20HL-5</i>
1200	RR1200	88→90	12	19	BB16B-CX		
1200	RS1200	89→93	12	19	BB16B-CX		
1200	RSS1200	91→93	12	19	BB16B-CX		
1200	S1 Lightning	96→99	12	12	BTX14-BS	<i>BTX14H-BS</i>	<i>BGX14-5</i>
1200	S1 Lightning, WL White	96→99	12	18	BTX20L-BS	<i>BTX20HL-BS</i>	<i>BGX20HL-5</i>
1200	S2, S2T Thunderbolt	94→96	12	19	BB16B-CX		
1200	S3, S3T Thunderbolt	97→02	12	18	BTX20L-BS	<i>BTX20HL-BS</i>	<i>BGX20HL-5</i>
1200	X1 Lightning	99→02	12	18	BTX20L-BS	<i>BTX20HL-BS</i>	<i>BGX20HL-5</i>
1200	XB12R Firebolt, XB12S Lightning	04→10	12	12	BTX14-BS	<i>BTX14H-BS</i>	<i>BGX14-5</i>
1200	XB12Ss, Scg, Lightning	04→10	12	12	BTX14-BS	<i>BTX14H-BS</i>	<i>BGX14-5</i>
1200	XB12X Ulysses	06→10	12	12	BTX14-BS	<i>BTX14H-BS</i>	<i>BGX14-5</i>
CAGIVA							
50	City, Lucky, Explorer	94→97	12	3	BTX4L-BS		<i>BGX4L-5</i>
50	Cocis, Prima, Supercity	-	12	5	BB5L-B	<i>BT5A-3</i>	<i>BG5L-B</i>
50	Cucciolo, Mito	98	12	4	BB4L-B	<i>BT4A-3</i>	<i>BG4L-B</i>
50	K3, W4	98	12	4	BB4L-B	<i>BT4A-3</i>	<i>BG4L-B</i>
50	Prima	-	12	5	BB5L-B	<i>BT5A-3</i>	<i>BG5L-B</i>
125	Aletta Oro El.-Starter	-	12	12	BB12A-A		
125	Aletta Oro Kick Starter	-	12	5,5	12N5.5-4A		
125	Blues, Elefante	-	12	12	BB12A-A		
125	Crouser, CUCC125	87→88	12	9	BB9-B	<i>BT9A-BS</i>	<i>BG9-B</i>
125	Cuccido	-	12	9	BB9L-A2		
125	Elefant, SST, WSXT	-	12	5,5	12N5.5-4A		
125	EV	-	12	9	BB9-B	<i>BT9A-BS</i>	<i>BG9-B</i>
125	Freccia C9, C10R, C12R	87→90	12	9	BB9-B	<i>BT9A-BS</i>	<i>BG9-B</i>
125	K7, Passing	-	12	4	BB4L-B	<i>BT4A-3</i>	<i>BG4L-B</i>
125	Mito, -2, Replica, Ev.	90→98	12	9	BB9-B	<i>BT9A-BS</i>	<i>BG9-B</i>
125	Mitto125, R	94→97	12	9	BB9-B	<i>BT9A-BS</i>	<i>BG9-B</i>
125	N90	97	12	9	BB9-B	<i>BT9A-BS</i>	<i>BG9-B</i>
125	Planet	98	12	9	BB9-B	<i>BT9A-BS</i>	<i>BG9-B</i>
125	Roadster	94→97	12	5,5	12N5.5-4A		
125	SM125	00	12	4	BTX5L-BS		<i>BGX5L-5</i>
125	SST	-	12	5,5	12N5.5-4A		
125	SST Electra	-	12	12	BB12A-A		
125	Supercity	91→97	12	9	BB9-B	<i>BT9A-BS</i>	<i>BG9-B</i>
125	SXT	-	12	5,5	12N5.5-3B		
125	Tamanaco	-	12	9	BB9-B	<i>BT9A-BS</i>	<i>BG9-B</i>

(1) OEM Fitment (2) Suggested Upgrade by BS • See Cross Reference Chart page 18 for other Upgrade possibilities

cc	 	Year	V	Ah	Battery Type ¹	Upgrade by BS ²	GEL by BS
125	W8	-	12	4	BB4L-B	<i>BT4A-3</i>	<i>BG4L-B</i>
125	Wre125	00	12	4	BTX5L-BS		<i>BGX5L-5</i>
125	WSXT (Aletta Rossa)	-	12	5,5	12N5.5-4A		
200	Elefant	-	12	5,5	12N5.5-4A		
200	Roadstar	95	12	9	BB9-B	<i>BT9A-BS</i>	<i>BG9-B</i>
300	Elefant (2 Cyl.)	86→	12	14	BB14L-A2	<i>BTX14AHL-BS</i>	<i>BGX14AHL-5</i>
300	SST, SX	-	12	7	12N7-3B	<i>BB7L-B</i>	
300	T4 Ala Rossa	-	12	5,5	12N5.5-4A		
300	T4 E Elefant, W12	93→97	12	14	BB14L-A2	<i>BTX14AHL-BS</i>	<i>BGX14AHL-5</i>
300	T4 R	87→	12	3	BB3L-A	<i>BT3A-3</i>	<i>BG3L-A</i>
300	W12	-	12	14	BB14L-A2	<i>BTX14AHL-BS</i>	<i>BGX14AHL-5</i>
350	Elefant (2 Cyl.)	86→	12	14	BB14L-A2	<i>BTX14AHL-BS</i>	<i>BGX14AHL-5</i>
350	T4 E Elefant, W12	87→	12	14	BB14L-A2	<i>BTX14AHL-BS</i>	<i>BGX14AHL-5</i>
350	T4R	87→	12	3	BB3L-A	<i>BT3A-3</i>	<i>BG3L-A</i>
500	Canyon, River	98→01	12	12	BTX14-BS	<i>BTX14H-BS</i>	<i>BGX14-5</i>
500	T4 E Elefant	88→	12	14	BB14L-A2	<i>BTX14AHL-BS</i>	<i>BGX14AHL-5</i>
600	Canyon, River	95→96	12	14	BB14L-A2	<i>BTX14AHL-BS</i>	<i>BGX14AHL-5</i>
600	Canyon, River	96→97	12	16	BB16AL-A2		
650	Elefant	86→	12	14	BB14L-A2	<i>BTX14AHL-BS</i>	<i>BGX14AHL-5</i>
650	Raptor, V Raptor	00→02	12	10	BTX12-BS		<i>BGX12-5</i>
650	Raptor650	03→04	12	8	BTX9-BS		<i>BGX9-5</i>
750	Elefant	94→97	12	19	BB16-B	<i>BTX20H-BS</i>	<i>BGX20H-5</i>
750	Elefant Bifaro	89→	12	14	BB14L-A2	<i>BTX14AHL-BS</i>	<i>BGX14AHL-5</i>
900	Canyon I.E.	98→00	12	19	BB16-B	<i>BTX20H-BS</i>	<i>BGX20H-5</i>
900	E900	94→97	12	16	BB16AL-A2		
900	Elefant E900	-	12	16	BB16B-A1		
900	Elefant, AC	93→96	12	19	BB16-B	<i>BTX20H-BS</i>	<i>BGX20H-5</i>
900	Gran Canyon	99	12	19	BB16-B	<i>BTX20H-BS</i>	<i>BGX20H-5</i>
900	I.E. GT	91→93	12	19	BB16-B	<i>BTX20H-BS</i>	<i>BGX20H-5</i>
1000	Canyon I.E.	97→	12	19	BB16-B	<i>BTX20H-BS</i>	<i>BGX20H-5</i>
1000	Gran Canyon	-	12	12	BTX14-BS	<i>BTX14H-BS</i>	<i>BGX14-5</i>
1000	I.E. GT	91→93	12	19	BB16-B	<i>BTX20H-BS</i>	<i>BGX20H-5</i>
1000	Navigator	00→02	12	19	BB16-B	<i>BTX20H-BS</i>	<i>BGX20H-5</i>
1000	Raptor, V Raptor	00→02	12	10	BTX12-BS		<i>BGX12-5</i>
1000	V Raptor	03→04	12	8	BTX9-BS		<i>BGX9-5</i>
CAN-AM/BRP							
998	Spyder, RT, RS, RS-S	08→12	12	21	BTX24HL-BS		<i>BGX24HL-5</i>
CANNONDALE							
400	EX400, MX400, XC400	00→01	12	4	BTX5L-BS		<i>BGX5L-5</i>
400	C440, E440, S440, X440, X440S	02→03	12	6	BTZ7S		<i>BGZ7S</i>
CCM							
600	All Electric Start Models 96-01	96→01	12	8	BTX9-BS		<i>BGX9-5</i>
CHANGZHOU GUANGYANG							
100	CK100	-	12	4	BTX5L-BS		<i>BGX5L-5</i>
110	CK110	-	12	5	BB5L-B	<i>BT5A-3</i>	<i>BG5L-B</i>
125	CK125-CH	-	12	6	BB6L-B		
125	CK125-T	-	12	6	BTX7A-BS		<i>BGX7A-5</i>
CHANSHA GUANGNAN							
50	KN50QT	-	12	3	BTX4L-BS		<i>BGX4L-5</i>

(1) OEM Fitment (2) Suggested Upgrade by BS • See Cross Reference Chart page 18 for other Upgrade possibilities

CHANSHA GUANGNAN

cc	 	Year	V	Ah	Battery Type ¹	Upgrade by BS ²	GEL by BS
90	LX90,LX90J	-	12	5	BB5L-B	<i>BT5A-3</i>	<i>BG5L-B</i>
100	KN100-2	-	12	4	BTX5L-BS		<i>BGX5L-5</i>
125	KN125-T	-	12	6	BTX7A-BS		<i>BGX7A-5</i>
CHONGQING LONGCIN							
90	JL90	-	12	5	BB5L-B	<i>BT5A-3</i>	<i>BG5L-B</i>
100	LX100-6	-	12	6	BB6L-B		
110	LX110-30 II	-	12	5	BB5L-B	<i>BT5A-3</i>	<i>BG5L-B</i>
125	LX125-10	-	12	7	12N7-3B	<i>BB7L-B</i>	
125	LX125-3A	-	12	7	12N7-4B		
125	LX125-5	-	12	9	12N9-4B-1	<i>BT9A-BS</i>	<i>BG9-B</i>
125	JL125-5A	-	12	7	12N7-3B	<i>BB7L-B</i>	
150	LX150-16	-	12	7	12N7A-3A		
150	LX150-2EV	-	12	8	BB7L-B		
150	JL150	-	12	7	12N7A-3A		
150	JL150-3A	-	12	9	12N9-4B-1	<i>BT9A-BS</i>	<i>BG9-B</i>
150	JL150-6A	-	12	7	12N7-4B		
200	LX200-3	-	12	7	12N7A-3A		
200	LX200-2 II	-	12	7	12N7A-3A		
DACHANGJIANG							
100	AX100	-	6	4	6N4-2A		<i>G6N4-2A</i>
100	HJ-110	-	12	5	BB5L-B	<i>BT5A-3</i>	<i>BG5L-B</i>
125	GZ125HS	-	12	6	BTX7L-BS		<i>BGX7L-5</i>
125	HJ125F	-	12	8	BB7-A		
125	HJ125J-8	-	12	8	BB7-A		
125	HJ125T-9	-	12	6	BTX7A-BS		<i>BGX7A-5</i>
DAELIM							
125	NS125	97→	12	6	BTX7A-BS		<i>BGX7A-5</i>
125	Daystar 125	→09	12	9	BB9-B	<i>BT9A-BS</i>	<i>BG9-B</i>
125	VC125	96	12	9	BB9-B	<i>BT9A-BS</i>	<i>BG9-B</i>
125	VS125	97	12	9	BB9-B	<i>BT9A-BS</i>	<i>BG9-B</i>
125	S1 125	10→	12	10	BTX12-BS		<i>BGX12-5</i>
125	S3 125	10→	12	10	BTX12-BS		<i>BGX12-5</i>
DERBI							
50	All 50cc Models	ALL	12	4	BB4L-B	<i>BT4A-3</i>	<i>BG4L-B</i>
100	Atlantis100 2T	00→04	12	8	BTX9-BS		<i>BGX9-5</i>
125	Boulevard125	-	12	9	BB9L-A2		
125	Rambla125	08→	12	10	BTX12-BS		<i>BGX12-5</i>
125	Terra125	11	12	6	BTX7L-BS		<i>BGX7L-5</i>
150	Boulevard150	-	12	9	BB9L-A2		
DUCATI							
175	Cross	58→60	6	13	B38-6A		
200	Motocarro	-	6	13	B38-6A		
350	Alazzurra	87→	12	14	BB14L-A2	<i>BTX14AHL-BS</i>	<i>BGX14AHL-5</i>
350	Cross	-	6	13	B38-6A		
350	F3	85→	12	14	BB14L-A2	<i>BTX14AHL-BS</i>	<i>BGX14AHL-5</i>
350	GTL, GTV Sport	75→	12	20	B50-N18L-A	<i>BTX18L-BS</i>	
350	Indiana, Pantah, XL	82→	12	14	BB14L-A2	<i>BTX14AHL-BS</i>	<i>BGX14AHL-5</i>
350	Sport	77→	12	20	B50-N18L-A	<i>BTX18L-BS</i>	
350	Mark3, Scrambler	-	6	13	B38-6A		

(1) OEM Fitment (2) Suggested Upgrade by BS • See Cross Reference Chart page 18 for other Upgrade possibilities



cc	 	Year	V	Ah	Battery Type ¹	Upgrade by BS ²	GEL by BS
350	SS Supersport	93→	12	16	BB16AL-A2		
350	Vento	-	12	12	BB12A-A		
400	Alazzurra, F3	87→	12	14	BB14L-A2	BTX14AHL-BS	BGX14AHL-5
400	Monster	01→03	12	10	BT12B-BS		BG12B-4
400	SS Supersport	91→99	12	16	BB16AL-A2		
400	TS	-	6	13	B38-6A		
500	GTL	74→79	12	14	BB14L-A2	BTX14AHL-BS	BGX14AHL-5
500	GTV	77→	12	20	B50-N18L-A	BTX18L-BS	
500	Pantah	78→89	12	14	BB14L-A2	BTX14AHL-BS	BGX14AHL-5
500	Sport	77→	12	20	B50-N18L-A	BTX18L-BS	
600	M CHromo	98	12	16	BB16AL-A2		
600	M City, M Dark, M Dark City	98→00	12	16	BB16AL-A2		
600	M Dark	01	12	10	BT12B-BS		BG12B-4
600	Monster	00→01	12	10	BT12B-BS		BG12B-4
600	Monster	93→99	12	16	BB16AL-A2		
600	Pantah	81→85	12	14	BB14L-A2	BTX14AHL-BS	BGX14AHL-5
600	SS Supersport	91→99	12	16	BB16AL-A2		
600	Police	-	12	16	BB16AL-A2		
600	TL	82→85	12	14	BB14L-A2	BTX14AHL-BS	BGX14AHL-5
620	620 Sport	-	12	10	BT12B-BS		BG12B-4
620	Monster, Dark , IE	-	12	10	BT12B-BS		BG12B-4
620	Multistrada, Dark	-	12	10	BT12B-BS		BG12B-4
650	Alazzurra, Indiana, Pantah	83→92	12	14	BB14L-A2	BTX14AHL-BS	BGX14AHL-5
695	695 M	07	12	10	BT12B-BS		BG12B-4
695	Monster 695	06→08	12	10	BT12B-BS		BG12B-4
696	Monster 696	08→	12	10	BT12B-BS		BG12B-4
750	Biposto	01→03	12	10	BT12B-BS		BG12B-4
750	S R	01→02	12	10	BT12B-BS		BG12B-4
750	Strada Biposto, SP, SPS	95→99	12	16	BB16AL-A2		
750	Superbike 749R,S	03→06	12	10	BT12B-BS		BG12B-4
750	F1, Montijuich, Paso	87→91	12	14	BB14L-A2	BTX14AHL-BS	BGX14AHL-5
750	GT, Luguna Seca	74→76	12	12	12N12A-4A-1	BB12A-A	
750	Indiana	86→91	12	14	BB14L-A2	BTX14AHL-BS	BGX14AHL-5
750	M City, M Dark, M Dark City	99→00	12	16	BB16AL-A2		
750	M Dark	01	12	10	BT12B-BS		BG12B-4
750	M IE/M IE Dark	02	12	10	BT12B-BS		BG12B-4
750	Monster	95→00	12	16	BB16AL-A2		
750	Monster	00→	12	10	BT12B-BS		BG12B-4
750	Paso/F1	87→90	12	14	BB14L-A2	BTX14AHL-BS	BGX14AHL-5
750	Sport	01→02	12	10	BT12B-BS		BG12B-4
750	Sport	89→90	12	16	BB16AL-A2		
750	SS, IE	91→00	12	16	BB16AL-A2		
750	SS IE	01→02	12	10	BT12B-BS		BG12B-4
750	SS Supersport (Kick-Starter)	-	12	12	BB12A-A		
750	SS Veloce	91→00	12	16	BB16AL-A2		
800	Hypermotard	09→	12	10	BT12B-BS		BG12B-4
800	Monster	10→	12	10	BT12B-BS		BG12B-4
800	Monster S	03→05	12	10	BT12B-BS		BG12B-4
800	Monster S2R	05→07	12	10	BT12B-BS		BG12B-4

(1) OEM Fitment (2) Suggested Upgrade by BS • See Cross Reference Chart page 18 for other Upgrade possibilities

DUCATI



cc	 	Year	V	Ah	Battery Type ¹	Upgrade by BS ²	GEL by BS
800	Supersports, Sport	03→05	12	10	BT12B-BS		BG12B-4
850	848	09→	12	10	BT12B-BS		BG12B-4
850	Electric	-	12	28	B60-N24L-A		
850	Biposto, SP2, Sport	89→90	12	16	BB16AL-A2		
850	S Superbike	88→92	12	16	BB16AL-A2		
850	Strada	88→89	12	16	BB16AL-A2		
850	Superbike	90→91	12	16	BB16AL-A2		
850	Superbike, Strada	89→90	12	16	BB16B-A		
860	GT, GTS	75→80	12	12	12N12A-4A-1	BB12A-A	
860	860 Kick-Start	-	12	12	BB12A-A		
900	M CHromo	01	12	10	BT12B-BS		BG12B-4
900	M CHromo	98→00	12	16	BB16AL-A2		
900	M City, M Dark, M Dark City	99→00	12	16	BB16AL-A2		
900	M Dark	01	12	10	BT12B-BS		BG12B-4
900	M IE2, M IE Dark2	02	12	10	BT12B-BS		BG12B-4
900	M Metallic	00	12	16	BB16AL-A2		
900	M Metallic, M S	01	12	10	BT12B-BS		BG12B-4
900	M Special	98→00	12	16	BB16AL-A2		
900	Monster IE	00→02	12	10	BT12B-BS		BG12B-4
900	Monster, Superlight	95→99	12	16	BB16AL-A2		
900	SD Darmah	-	12	30 (20Hr)	53030		
900	SL	92→96	12	16	BB16AL-A2		
900	Sport	02	12	10	BT12B-BS		BG12B-4
900	SS (avviamento pedale)	-	12	12	12N12A-4A-1	BB12A-A	
900	SS IE	00	12	16	BB16AL-A2		
900	SS IE	01→02	12	10	BT12B-BS		BG12B-4
900	SS (Kick-Starter)	01→02	12	12	BB12A-A		
900	SS Replica	→81	12	12	12N12A-4A-1	BB12A-A	
900	SS Supersport, Replica	→81	12	14	BB14L-A2	BTX14AHL-BS	BGX14AHL-5
900	Supersport FE	82→	12	16	BB16AL-A2		
900	Supersport900	89→94	12	16	BB16AL-A2		
906	Paso	88→89	12	14	BB14L-A2	BTX14AHL-BS	BGX14AHL-5
906	Paso	90→93	12	19	BB16-B	BTX20H-BS	BGX20H-5
907	I.E. Paso	94→98	12	19	BB16-B	BTX20H-BS	BGX20H-5
916	Biposto, Senna, Strada	94→96	12	16	BB16AL-A2		
916	I.E., SP, SP S	01→02	12	16	BB16AL-A2		
916	Monster S4	00→03	12	10	BT12B-BS		BG12B-4
916	ST4	98→00	12	10	BT12B-BS		BG12B-4
916	ST4	97→00	12	16	BB16AL-A2		
944	Sport Touring2 (ST2)	01→03	12	16	BB16AL-A2		
944	Sport Touring2 (ST2)	04→07	12	10	BT12B-BS		BG12B-4
992	ST3	99→00	12	10	BT12B-BS		BG12B-4
996	996, S, SPS	99→00	12	16	BB16AL-A2		
996	Monoposto	01→	12	16	BB16AL-A2		
996	Monoposto, Bistro, S	01→	12	10	BT12B-BS		BG12B-4
996	Sport Touring4S	99→00	12	10	BT12B-BS		BG12B-4
996	SPS, SPS2	01→06	12	16	BB16AL-A2		
996	ST4S ABS	02→03	12	10	BT12B-BS		BG12B-4
998	998, 999, R, S	04→06	12	10	BT12B-BS		BG12B-4

(1) OEM Fitment (2) Suggested Upgrade by BS • See Cross Reference Chart page 18 for other Upgrade possibilities

cc	 	Year	V	Ah	Battery Type ¹	Upgrade by BS ²	GEL by BS
998	998 Final Edition	04→08	12	10	BT12B-BS		BG12B-4
998	998 Matrix	06→08	12	10	BT12B-BS		BG12B-4
998	Monster 998 S4 R, S4 RS	01→	12	10	BT12B-BS		BG12B-4
998	ST4	02→06	12	10	BT12B-BS		BG12B-4
999	Monoposto, S, Biposto	04→06	12	10	BT12B-BS		BG12B-4
999	999 R	06	12	10	BT12B-BS		BG12B-4
999	999 R Xerox	03→06	12	10	BT12B-BS		BG12B-4
999	999 S	07→08	12	10	BT12B-BS		BG12B-4
1000	Desmosedici RR	05→07	12	10	BT12B-BS		BG12B-4
1000	GT 1000	03→05	12	10	BT12B-BS		BG12B-4
1000	Monster S	06→08	12	10	BT12B-BS		BG12B-4
1000	Monster S2R	03	12	10	BT12B-BS		BG12B-4
1000	Monster S4, S4RS, S4R	03→06	12	10	BT12B-BS		BG12B-4
1000	Multistrada, DS	03→06	12	10	BT12B-BS		BG12B-4
1000	Supersport HF	07→08	12	10	BT12B-BS		BG12B-4
1000	1098, S	07→08	12	10	BT12B-BS		BG12B-4
1000	Superbike 1098, S, Tricolore	01→07	12	10	BT12B-BS		BG12B-4
1000	All other models	→07	12	10	BT12B-BS		BG12B-4
1100	Hypermotard 1100S	07→	12	10	BT12B-BS		BG12B-4
1100	Hypermotard	09→	12	10	BT12B-BS		BG12B-4
1100	Monster 1100	09→	12	10	BT12B-BS		BG12B-4
1100	Multistrada, S	09→	12	10	BT12B-BS		BG12B-4
1100	Streetfighter, S	09→	12	10	BT12B-BS		BG12B-4
1198	1198 MY08, SP, R	10→	12	10	BT12B-BS		BG12B-4
1200	Multistrada, S, S Touring	00→	12	10	BT12B-BS		BG12B-4
1200	Diavel	00→	12	10	BT12B-4		BG12B-4
E-TON							
50	Beamer 50	00→	12	4	BTX5L-BS		BGX5L-5
50	Matrix 50	→11	12	4	BTX5L-BS		BGX5L-5
50	Sport 50	→11	12	6	BTX7A-BS		BGX7A-5
75	Cross	-	6	13	B38-6A		
75	Six Days	-	6	4	6N4-2A-4		
125	Aurea	-	6	7	B39-6		
150	Beamer 150	→11	12	8	BTX9-BS		BGX9-5
150	Matrix R4 150	→11	12	8	BTX9-BS		BGX9-5
150	Sport 150	→11	12	6	BTX7A-BS		BGX7A-5
FANTIC MOTOR							
50	Grinta	-	12	3	BTX4L-BS		BGX4L-5
50	HP1	93→97	12	4	BB4L-B	BT4A-3	BG4L-B
50	Koala	95	12	4	BB4L-B	BT4A-3	BG4L-B
50	Leader	-	12	3	BTX4L-BS		BGX4L-5
50	Oasis	-	12	4	BB4L-B	BT4A-3	BG4L-B
50	Oasis EPV	95	12	5,5	12N5.5-3B		
50	Pony, SR	95	12	4	BB4L-B	BT4A-3	BG4L-B
50	Queenie	-	12	3	BTX4L-BS		BGX4L-5
50	TX220	93→96	6	7	B39-6		
80	Koala	-	12	4	BB4L-B	BT4A-3	BG4L-B
125	Raider LC	85	12	3	BB3L-A	BT3A-3	BG3L-A
125	Strada-Sport	-	6	4	6N4B-2A		

(1) OEM Fitment (2) Suggested Upgrade by BS • See Cross Reference Chart page 18 for other Upgrade possibilities

FANTIC MOTOR

cc	 	Year	V	Ah	Battery Type ¹	Upgrade by BS ²	GEL by BS
250	Raider LC	94	12	3	BB3L-A	<i>BT3A-3</i>	<i>BG3L-A</i>
GARELLI							
50	Big Racing	94→95	12	4	BB4L-B	<i>BT4A-3</i>	<i>BG4L-B</i>
50	Big Wheel	10→	12	4	BB4L-B	<i>BT4A-3</i>	<i>BG4L-B</i>
50	Cyclone 2	95→96	12	8	BTX9-BS		<i>BGX9-5</i>
50	Grinta	-	12	3	BTX4L-BS		<i>BGX4L-5</i>
50	Noi	94→95	12	4	BB4L-B	<i>BT4A-3</i>	<i>BG4L-B</i>
50	Pony, Pony SR	95	12	4	BB4L-B	<i>BT4A-3</i>	<i>BG4L-B</i>
50	Queenie	10→	12	3	BTX4L-BS		<i>BGX4L-5</i>
50	Rider 2	-	12	8	BTX9-BS		<i>BGX9-5</i>
50	Sahel, Team, Urka	10→	12	4	BB4L-B	<i>BT4A-3</i>	<i>BG4L-B</i>
50	Xo	-	12	8	BTX9-BS		<i>BGX9-5</i>
50	XLE Tiger	06	12	4	BB4L-B	<i>BT4A-3</i>	<i>BG4L-B</i>
50	VIP	10→	12	4	BB4L-B	<i>BT4A-3</i>	<i>BG4L-B</i>
125	City Four	-	12	8	BTX9-BS		<i>BGX9-5</i>
125	GTA El.-Starter	-	12	9	BB9-B	<i>BT9A-BS</i>	<i>BG9-B</i>
125	TSR	-	12	7	12N7-4B		
125	XR Tiger El.-Stater	07	12	9	BB9-B	<i>BT9A-BS</i>	<i>BG9-B</i>
125	Tiger	10→	12	6	BTX7L-BS		<i>BGX7L-5</i>
125	Xo	10→	12	8	BTX9-BS		<i>BGX9-5</i>
150	City Four	07	12	8	BTX9-BS		<i>BGX9-5</i>
150	King	10→	12	6	BTX7L-BS		<i>BGX7L-5</i>
GAS GAS							
125	Pampera	96→01	12	3	BTX4L-BS		<i>BGX4L-5</i>
250	Pampera	98→01	12	3	BTX4L-BS		<i>BGX4L-5</i>
320	Pampera	97	12	3	BTX4L-BS		<i>BGX4L-5</i>
370	Pampera	06→	12	3	BTX4L-BS		<i>BGX4L-5</i>
400	Pampera	91	12	3	BTZ7S-BS		<i>BGX4L-5</i>
GILERA							
50	503	→97	12	4	BB4L-B	<i>BT4A-3</i>	<i>BG4L-B</i>
50	Bullit, Easy Moving, Runner	-	12	4	BB4L-B	<i>BT4A-3</i>	<i>BG4L-B</i>
50	DNA	95→97	12	3	BTX4L-BS		<i>BGX4L-5</i>
50	Eaglet	-	12	4	BB4L-B	<i>BT4A-3</i>	<i>BG4L-B</i>
50	Easy Moving	-	12	4	BB4L-B	<i>BT4A-3</i>	<i>BG4L-B</i>
50	GSA El.-Starter	-	12	4	BB4L-B	<i>BT4A-3</i>	<i>BG4L-B</i>
50	Ice	02→	12	3	BTX4L-BS		<i>BGX4L-5</i>
50	Runner	→97	12	3	BTX4L-BS		<i>BGX4L-5</i>
50	Runner	02→	12	4	BB4L-B	<i>BT4A-3</i>	<i>BG4L-B</i>
50	Runner Purejet	→97	12	9	BB9-B	<i>BT9A-BS</i>	<i>BG9-B</i>
50	Runner/SP	-	12	4	BB4L-B	<i>BT4A-3</i>	<i>BG4L-B</i>
50	Sioux El.-Starter	-	12	4	BB4L-B	<i>BT4A-3</i>	<i>BG4L-B</i>
50	Stalker, Storm, Top Rally	→97	12	4	BB4L-B	<i>BT4A-3</i>	<i>BG4L-B</i>
50	Typhoon, X	-	12	4	BB4L-B	<i>BT4A-3</i>	<i>BG4L-B</i>
125	Apache (El.Starter)	-	12	9	BB9-B	<i>BT9A-BS</i>	<i>BG9-B</i>
125	Apache (Kick-Starter)	-	12	5,5	12N5.5-3B		
125	Arizona (El.Starter)	-	12	9	BB9-B	<i>BT9A-BS</i>	<i>BG9-B</i>
125	Arizona (Kick-Starter)	99	12	5,5	12N5.5-3B		
125	Coguar	-	12	9	BB9-B	<i>BT9A-BS</i>	<i>BG9-B</i>
125	Crono (El.Starter)	-	12	9	BB9-B	<i>BT9A-BS</i>	<i>BG9-B</i>

(1) OEM Fitment (2) Suggested Upgrade by BS • See Cross Reference Chart page 18 for other Upgrade possibilities



cc	 	Year	V	Ah	Battery Type ¹	Upgrade by BS ²	GEL by BS
125	Crono (Kick-Starter)	-	12	5,5	12N5.5-3B		
125	CX (El.Starter)	-	12	9	BB9-B	<i>BT9A-BS</i>	<i>BG9-B</i>
125	CX (Kick-Starter)	-	12	5,5	12N5.5-3B		
125	DNA	-	12	11	BB10L-B	<i>BT10-3</i>	<i>BG10L-BP</i>
125	Fast Bike (El.Starter)	-	12	9	BB9-B	<i>BT9A-BS</i>	<i>BG9-B</i>
125	Fast Bike (Kick-Start)	-	12	5,5	12N5.5-3B		
125	Freestyle (El.Starter)	-	12	9	BB9-B	<i>BT9A-BS</i>	<i>BG9-B</i>
125	Freestyle (Kick-Start)	-	12	5,5	12N5.5-3B		
125	GFR (El.Starter)	-	12	9	BB9-B	<i>BT9A-BS</i>	<i>BG9-B</i>
125	GFR (Kick-Start)	-	12	5,5	12N5.5-3B		
125	GR1	-	6	11	6N11A-3A		
125	KK, KZ (El.Starter)	-	12	9	BB9-B	<i>BT9A-BS</i>	<i>BG9-B</i>
125	KK, KZ (Kick-Start)	-	12	5,5	12N5.5-3B		
125	MX1, MXR (El.Starter)	-	12	9	BB9-B	<i>BT9A-BS</i>	<i>BG9-B</i>
125	MX1, MXR Kick-Start	-	12	5,5	12N5.5-3B		
125	Nebraska (El.Starter)	-	12	9	BB9-B	<i>BT9A-BS</i>	<i>BG9-B</i>
125	Nebraska (Kick-Start)	-	12	5,5	12N5.5-3B		
125	R1, R1S (El.Starter)	-	12	9	BB9-B	<i>BT9A-BS</i>	<i>BG9-B</i>
125	R1, R1S (Kick-Start)	-	12	5,5	12N5.5-3B		
125	RC Rally	-	12	11	BB10L-B	<i>BT10-3</i>	<i>BG10L-BP</i>
125	RTX, RV, RX (El.-Starter)	-	12	9	BB9-B	<i>BT9A-BS</i>	<i>BG9-B</i>
125	RTX, RV, RX (Kick-Start)	-	12	5,5	12N5.5-3B		
125	Runner FX, SP	-	12	9	BB9-B	<i>BT9A-BS</i>	<i>BG9-B</i>
125	Runner VX4T	-	12	10	BT12B-BS		<i>BG12B-4</i>
125	RV (El.-Starter)	-	12	9	BB9-B	<i>BT9A-BS</i>	<i>BG9-B</i>
125	RV (Kick-Start)	-	12	5,5	12N5.5-3B		
125	RTX (El.-Starter)	-	12	9	BB9-B	<i>BT9A-BS</i>	<i>BG9-B</i>
125	RTX (Kick-Start)	-	12	5,5	12N5.5-3B		
125	SP01,SP02 (El.Starter)	-	12	9	BB9-B	<i>BT9A-BS</i>	<i>BG9-B</i>
125	SP01,SP02 (Kick-Start)	-	12	5,5	12N5.5-3B		
125	TG1	-	6	11	6N11A-3A		
125	TOP Rally (El.Starter)	-	12	9	BB9-B	<i>BT9A-BS</i>	<i>BG9-B</i>
125	TOP Rally (Kick-Start)	-	12	5,5	12N5.5-3B		
125	Typhoon	-	12	8	BB7-A		
125	X	-	12	9	BB9-B	<i>BT9A-BS</i>	<i>BG9-B</i>
125	XR1, XR2 (El.Starter)	-	12	9	BB9-B	<i>BT9A-BS</i>	<i>BG9-B</i>
125	XR1, XR2 (Kick-Start)	-	12	5,5	12N5.5-3B		
180	Runner FXR, SP	99	12	11	BB10L-B	<i>BT10-3</i>	<i>BG10L-BP</i>
180	Runner SP	-	12	10	BTX12-BS		<i>BGX12-5</i>
180	Runner VXR4T	-	12	10	BT12B-BS		<i>BG12B-4</i>
200	Arizona (El.Starter)	-	12	5,5	12N5.5-3B		
200	Arizona (Kick-Start)	-	12	9	BB9-B	<i>BT9A-BS</i>	<i>BG9-B</i>
200	Fast Bike (El.Starter)	-	12	5,5	12N5.5-3B		
200	Fast Bike (Kick-Start)	-	12	9	BB9-B	<i>BT9A-BS</i>	<i>BG9-B</i>
200	Motocarro	-	6	13	B38-6A		
200	RTX, RV, RX (El.Starter)	-	12	9	BB9-B	<i>BT9A-BS</i>	<i>BG9-B</i>
200	RTX, RV, RX (Kick-Start)	-	12	5,5	12N5.5-3B		
200	RV (El.Starter)	-	12	9	BB9-B	<i>BT9A-BS</i>	<i>BG9-B</i>
200	RV (Kick-Start)	-	12	5,5	12N5.5-3B		

(1) OEM Fitment (2) Suggested Upgrade by BS • See Cross Reference Chart page 18 for other Upgrade possibilities

GILERA

cc	 	Year	V	Ah	Battery Type ¹	Upgrade by BS ²	GEL by BS
200	T4	-	12	5,5	12N5.5-3B		
250	Arizona Rally	-	12	11	BB10L-B	<i>BT10-3</i>	<i>BG10L-BP</i>
250	RV NGR(Kick Start)	-	12	5,5	12N5.5-3B		
250	RV NGR(El. Starter)	-	12	11	BB10L-B	<i>BT10-3</i>	<i>BG10L-BP</i>
350	Dakota (El.Starter)	-	12	11	BB10L-A2		<i>BG10L-A2</i>
350	Dakota (Kick-Start)	-	12	5,5	12N5.5-3B		
350	ER (El.Starter)	-	12	11	BB10L-A2		<i>BG10L-A2</i>
350	ER (Kick-Start)	-	12	5,5	12N5.5-3B		
350	XRT	-	12	14	BB14L-A2	<i>BTX14AHL-BS</i>	<i>BGX14AHL-5</i>
500	Dakota (El.Starter)	-	12	11	BB10L-A2		<i>BG10L-A2</i>
500	Dakota (Kick-Start)	93	12	5,5	12N5.5-3B		
500	Fuoco 500	10→	12	14	BTX16-BS	<i>BTX20CH-BS</i>	<i>BGX16-5</i>
600	Nordwest	93	12	14	BB14L-A2	<i>BTX14AHL-BS</i>	<i>BGX14AHL-5</i>
600	RC600C	-	12	14	BB14L-A2	<i>BTX14AHL-BS</i>	<i>BGX14AHL-5</i>
600	Top Rally, XRT	-	12	14	BB14L-A2	<i>BTX14AHL-BS</i>	<i>BGX14AHL-5</i>
800	GP800	07→	12	14	BTX16-BS	<i>BTX20CH-BS</i>	<i>BGX16-5</i>
GUANGYANG MOTOR							
50	CK50	-	12	3	BT4L-BS		<i>BGX4L-5</i>
100	CK100	-	12	4	BTX5L-BS		<i>BGX5L-5</i>
110	CK110	-	12	5	BB5L-B	<i>BT5A-3</i>	<i>BG5L-B</i>
110	KK110	-	12	5	BB5L-B	<i>BT5A-3</i>	<i>BG5L-B</i>
125	KK125-2L	-	12	6	BB6L-B		
125	KN125-2	-	12	7	12N7A-3A		
125	KN125T, KK125T	-	12	6	BTX7A-BS		<i>BGX7A-5</i>
125	CK125-2B	-	12	7	12N7A-3A		
125	CK125-2H	-	12	6	BB6L-B		
125	CK125-6	-	12	7	12N7-3B	<i>BB7L-B</i>	
125	CK125T,CK125-2F	-	12	6	BTX7A-BS		<i>BGX7A-5</i>
150	CK150	-	12	8	BTX9-BS		<i>BGX9-5</i>
All	FYFY	-	12	3	BTX4L-BS		<i>BGX4L-5</i>
All	FYJ	-	12	9	12N9-4B-1	<i>BT9A-BS</i>	<i>BG9-B</i>
All	FYLS, FYFSB	-	12	6	BTX7L-BS		<i>BGX7L-5</i>
All	FYT3A	-	12	4	BTX5L-BS		<i>BGX5L-5</i>
All	H2100	-	12	6	BTX7A-BS		<i>BGX7A-5</i>
GUANGZHOU PANYU							
50	SACHS	-	12	4	BTX5L-BS		<i>BGX5L-5</i>
HAOJIN							
50	HJ50QT	-	12	6	BB6L-B		
100	HJ100-3	-	12	5	BB5L-B	<i>BT5A-3</i>	<i>BG5L-B</i>
100	HJ100	-	12	6	BB6L-B		
100	HJ100T-E	-	12	6	BTX7A-BS		<i>BGX7A-5</i>
100	HJ100T-A	-	12	6	BTX7A-BS		<i>BGX7A-5</i>
125	HJ125	-	12	6	BB6L-B		
125	HJ125-2,3,5,9,10,15,18	-	12	9	12N9-4B-1	<i>BT9A-BS</i>	<i>BG9-B</i>
125	HJ125-7,6,6A	-	12	8	BB7-A		
125	HJ125T,-3,8,B,D,2D	-	12	6	BTX7A-BS		<i>BGX7A-5</i>
125	HJ125T-11	-	12	6	BB6L-B		
125	HJ125-A	-	12	7	12N7A-3A		

(1) OEM Fitment (2) Suggested Upgrade by BS • See Cross Reference Chart page 18 for other Upgrade possibilities

cc	 	Year	V	Ah	Battery Type ¹	Upgrade by BS ²	GEL by BS
HAOJUE SUZUKI							
125	HJ125T	73→76	12	6	BTX7A-BS		BGX7A-5
HARLEY-DAVIDSON							
90	Z90	74→78	12	8	BB7L-B		
125	SS125, SX125	75→78	12	8	BB7L-B		
125	SXT125	73→78	12	8	BB7L-B		
125	TX125	74→78	12	8	BB7L-B		
175	SS175, SX175	-	12	8	BB7L-B		
350	SS350	-	6	11	6N11A-1B		
500	MT500 Military	97→03	12	14	BB14L-A2	BTX14AHL-BS	BGX14AHL-5
883	XL, XLH (Sportster)	04→11	12	12	BTX14L-BS	BTX14HL-BS	
883	XL, XLH (Sportster)	86→96	12	18	BTX20L-BS	BTX20HL-BS	BGX20HL-5
883	XLH (Sportster)	79→85	12	19	BB16-B	BTX20H-BS	BGX20H-5
883	883 IRON	11→	12	12	BTX14L-BS	BTX14HL-BS	
883	883 Roadster	11→	12	12	BTX14L-BS	BTX14HL-BS	
883	883 Superlow XL883L	11→	12	12	BTX14L-BS	BTX14HL-BS	
1000	XL Series (Sportster)	70→78	12	19	BB16-B	BTX20H-BS	BGX20H-5
1000	XLCH Series (Sportster) (Kick-Starter)	77→78	12	7	12N7-4A	BB7-A	
1000	XLCR Cafe Racer	67→78	12	19	BB16-B	BTX20H-BS	BGX20H-5
1000	XLH (Sportster) (El.Starter)	83→85	12	28	BHD-12		
1000	1000 XLX-61, XR1000	87→93	12	19	BB16-B	BTX20H-BS	BGX20H-5
1100	XL Series (Sportster)	02→07	12	19	BB16-B	BTX20H-BS	BGX20H-5
1130	VRSC V-Rod	65→77	12	12	BTX14-BS	BTX14H-BS	BGX14-5
1200	1200 Custom	11→	12	12	BTX14L-BS	BTX14HL-BS	
1200	1200 NIGHTSTER	11→	12	12	BTX14L-BS	BTX14HL-BS	
1200	1200 FORTY-EIGHT	11→	12	12	BTX14L-BS	BTX14HL-BS	
1200	XR1200X	11→	12	12	BTX14L-BS	BTX14HL-BS	
1200	XL48	12	12	12	BTX14L-BS	BTX14HL-BS	
1200	XR1200	08→	12	12	BTX14L-BS	BTX14HL-BS	
1200	FL, FLH Series (Touring)	71→78	12	28	BHD-12		
1200	FX Series (El.-Start)	71→72	12	19	BB16-B	BTX20H-BS	BGX20H-5
1200	FX Series (Kick Start)	87→96	12	7	12N7-4A	BB7-A	
1200	XL, XLH (Sportster)	97→03	12	18	BTX20-BS	BTX20H-BS	BGX20H-5
1200	XL, XLH (Sportster)	04→08	12	18	BTX20L-BS	BTX20HL-BS	BGX20HL-5
1200	XL, XLH (Sportster)	08→	12	12	BTX14L-BS	BTX14HL-BS	
1247	VRSC V-Rod	80→96	12	18	BTX20L-BS	BTX20HL-BS	BGX20HL-5
1247	Night ROD Special	11→	12	18	BTX20HL-BS		BGX20HL-5
1247	V-ROD Muscle	11→	12	18	BTX20HL-BS		BGX20HL-5
1247	V-ROD 10th Anniversary Edition	12→	12	18	BTX20HL-BS		BGX20HL-5
1340	FL, FLH Series (Touring)	97→98	12	20	B50-N18L-A-CX		
1340	FL, FLH Series (Touring)	78→84	12	30	BB30L-B	BIX30L	GIX30L
1340	FL, FLH Series (Touring)	97→99	12	28	BHD-12		
1340	FLST Series (Softail)	91→96	12	18	BTX20L-BS	BTX20HL-BS	BGX20HL-5
1340	FLST Series (Softail)	79→94	12	19	BB16HL-A-CX	BTX20HL-BS	BGX20HL-5
1340	FX/FXR Series	97→99	12	19	BB16-B	BTX20H-BS	BGX20H-5
1340	FXD/FXST Series (Dyna)	91→96	12	18	BTX20L-BS	BTX20HL-BS	BGX20HL-5
1340	FXD/FXST Series (Dyna)	99→00	12	19	BB16HL-A-CX	BTX20HL-BS	BGX20HL-5
1340	FXR Series	84→90	12	19	BB16-B	BTX20H-BS	BGX20H-5
1340	FXST/FLST Series (Softail)	00→06	12	19	BB16-B	BTX20H-BS	BGX20H-5

(1) OEM Fitment (2) Suggested Upgrade by BS • See Cross Reference Chart page 18 for other Upgrade possibilities

HARLEY DAVIDSON



cc	 	Year	V	Ah	Battery Type ¹	Upgrade by BS ²	GEL by BS
1450	FL, FLH Series (Touring)	99	12	30	BB30L-B	BIX30L	GIX30L
1450	FL, FLH Series (Touring)	99→06	12	30	BB30L-B	BIX30L	GIX30L
1450	FXD Series (Dyna)	00→06	12	18	BTX20L-BS	BTX20HL-BS	BGX20HL-5
1450	FXST, FLST Series (Softail)	07→	12	18	BTX20HL-BS		BGX20HL-5
1584	FL, FLH Series (Touring)	07→	12	30	BIX30L		GIX30L
1584	FXD Series (Dyna)	07→	12	18	BTX20L-BS	BTX20HL-BS	BGX20HL-5
1584	FXST, FLST Series (Softail)	10→	12	18	BTX20HL-BS		BGX20HL-5
1584	Street BOB	11→	12	18	BTX20L-BS	BTX20HL-BS	BGX20HL-5
1584	Super Glide CUSTOM	11→	12	18	BTX20L-BS	BTX20HL-BS	BGX20HL-5
1584	Wide Glide	11→	12	18	BTX20L-BS	BTX20HL-BS	BGX20HL-5
1584	Fat BOB	11→	12	18	BTX20L-BS	BTX20HL-BS	BGX20HL-5
1584	Fat BOY	11→	12	18	BTX20HL-BS		BGX20HL-5
1584	Fat Boy Special	11→	12	18	BTX20HL-BS		BGX20HL-5
1584	BLACKLINE	11→	12	18	BTX20HL-BS		BGX20HL-5
1584	Softail DELUXE	11→	12	18	BTX20HL-BS		BGX20HL-5
1584	Heritage Softail CLASSIC	11→	12	18	BTX20HL-BS		BGX20HL-5
1584	Cross BONES	11→	12	18	BTX20HL-BS		BGX20HL-5
1584	Rocker C	11→	12	18	BTX20HL-BS		BGX20HL-5
1584	Road King Classic	11→	12	30	BIX30L		GIX30L
1690	Street Glide	11→	12	30	BIX30L		GIX30L
1690	Electra Glide CLASSIC	11→	12	30	BIX30L		GIX30L
1690	Electra Glide ULTRA LIMITED	11→	12	30	BIX30L		GIX30L
1690	FLHTK (Touring)	11	12	30	BIX30L		GIX30L
1690	SWITCHBACK	11→	12	18	BTX20HL-BS		BGX20HL-5
1802	CVO FLH (Touring)	11	12	30	BIX30L		GIX30L
1802	CVO FLST (Softail)	10→	12	18	BTX20HL-BS		BGX20HL-5
1802	CVO FXD Fat Bob (Dyna)	93	12	18	BTX20HL-BS		BGX20HL-5
1802	CVO softtail CONVERTIBLE	11→	12	18	BTX20HL-BS		BGX20HL-5
1802	CVO Street Glide	11→	12	30	BIX30L		GIX30L
1802	CVO Road Glide ULTRA	11→	12	30	BIX30L		GIX30L
1802	CVO Ultra Classic ELECTRA Glide	11→	12	30	BIX30L		GIX30L
1802	CVO Road Glide CUSTOM	12→	12	30	BIX30L		GIX30L
HONDA							
50	Bite	01→	12	6	BTZ7S		BGZ7S
50	C100, T, CA100, T, C110, CA110	59→69	6	2	6N2-2A		
50	C110	09→	12	6	BTZ7S		BGZ7S
50	C50SW	94	12	4	BB4L-B	BT4A-3	BG4L-B
50	C50Z, Z2	79→80	6	4	6N4-2A-4		
50	CB50 J, J (B)	79→81	6	4	6N4-2A-4		
50	CB50J, F	81	6	2	6N2-2A		
50	CD50	82	6	4	6N4-2A-4		
50	CF50	82	6	4	6N4-2A-4		
50	CHF50 Metropolitan, II, SP	02→	12	6	BTZ7S		BGZ7S
50	CRM50	93→94	12	3	BB3L-A	BT3A-3	BG3L-A
50	Dio Z4	→02	12	6	BTZ7S		BGZ7S
50	Dio50 (SP50 Dio)	93→94	12	3	BTX4L-BS		BGX4L-5
50	Fifty	-	12	4	BB4L-B	BT4A-3	BG4L-B
50	Giorcub	01→	12	6	BTZ7S		BGZ7S
50	Giorno	-	12	6	BTZ7S		BGZ7S

(1) OEM Fitment (2) Suggested Upgrade by BS • See Cross Reference Chart page 18 for other Upgrade possibilities

cc	 	Year	V	Ah	Battery Type ¹	Upgrade by BS ²	GEL by BS
50	Gorilla	01→	12	2,3	BTR4A-BS		BGR4A-5
50	GP Dio	00→	12	3	BTX4L-BS		BGX4L-5
50	Gyro Canopy	00→	12	6	BTX7L-BS		BGX7L-5
50	Gyro Up	00→	12	6	BTX7L-BS		BGX7L-5
50	Gyro X	00→	12	6	BTX7L-BS		BGX7L-5
50	Julio	01→	12	6	BTZ7S		BGZ7S
50	KGB	→99	12	6	BTZ7S		BGZ7S
50	Lead	→01	12	3	BTX4L-BS		BGX4L-5
50	Lead	01→	12	6	BTZ7S		BGZ7S
50	Little Cub	00→	12	3	BTX4L-BS		BGX4L-5
50	MB5	82	12	2,5	BB2.5L-C		BG2.5L-C
50	MB50 S (A)	80	6	4	6N4-2A-7		
50	MBX50FW, FWD, S, SD, SWD	85→87	12	3	BB3L-A	BT3A-3	BG3L-A
50	Monkey	-	12	2,3	BTR4A-BS		BGR4A-5
50	MT50S, T	92→93	6	4	6N4-2A-2		
50	MT50S	90→91	6	4	6N4-2A-7		
50	MTX50 S (E)	84	12	2,5	BB2.5L-C		BG2.5L-C
50	MTX50FR, RS, S	85→89	12	3	BB3L-A	BT3A-3	BG3L-A
50	NA50 Express II	79	6	2	6N2-2A		
50	NA50 Express II	80→81	6	4	6N4-2A-8		
50	NB50 Aero	85→87	12	3	BTX4L-BS		BGX4L-5
50	NB50, M	83→87	12	3	BTX4L-BS		BGX4L-5
50	NB50M Aero	83→84	12	4	BB4L-B	BT4A-3	BG4L-B
50	NC50 Express	77	6	2	6N2A-2C-3		
50	NC50 Express	78→79	6	2	6N2-2A		
50	NC50 Express	80→83	6	4	6N4-2A-6		
50	ND50 M	82	12	4	BB4L-B	BT4A-3	BG4L-B
50	NH50 MS	86→98	12	4	BB4L-B	BT4A-3	BG4L-B
50	NN50MD Gyro	84	12	4	BB4L-B	BT4A-3	BG4L-B
50	NP50, M Sky	→97	12	4	BB4L-B	BT4A-3	BG4L-B
50	NPS50, S Ruckus	03→	12	6	BTZ7S		BGZ7S
50	NQ50 Spree	84→85	12	4	BB4L-B	BT4A-3	BG4L-B
50	NQ50 Spree, 50D SS	86→87	12	3	BTX4L-BS		BGX4L-5
50	NQ50, M	85	12	4	BB4L-B	BT4A-3	BG4L-B
50	NQ50, M	86→87	12	3	BTX4L-BS		BGX4L-5
50	NS50F, NS 1	90→99	12	3	BB3L-A	BT3A-3	BG3L-A
50	NSR50, A, F	87→95	12	3	BB3L-A	BT3A-3	BG3L-A
50	NU50 Urban Express	82→83	12	2,5	BB2.5L-C-1		
50	NU50M Urban Express Deluxe	82→83	12	4	BB4L-B	BT4A-3	BG4L-B
50	NX50M Express SR	81→82	12	4	BB4L-B	BT4A-3	BG4L-B
50	P50 Little Honda	67→68	6	4	6N4-2A-4		
50	PA50 I, II	78→83	6	4	6N4B-2A-5		
50	PK Wallaroo	90→01	12	3	BTX4L-BS		BGX4L-5
50	PK50, M, SM	90→99	12	3	BTX4L-BS		BGX4L-5
50	Press Cub	-	12	3	BTX4L-BS		BGX4L-5
50	PX50 MS	80→90	12	4	BB4L-B	BT4A-3	BG4L-B
50	PXR	85→	12	4	BB4L-B	BT4A-3	BG4L-B
50	SA Vision	88→94	12	3	BTX4L-BS		BGX4L-5
50	SA50 Elite LX, S, SR	88→01	12	3	BTX4L-BS		BGX4L-5

(1) OEM Fitment (2) Suggested Upgrade by BS • See Cross Reference Chart page 18 for other Upgrade possibilities

HONDA



cc	 	Year	V	Ah	Battery Type ¹	Upgrade by BS ²	GEL by BS
50	SB50 (All)	88→90	12	3	BTX4L-BS		BGX4L-5
50	SC01	97	12	3	BTX4L-BS		BGX4L-5
50	SC01	01→	12	3	BTX4L-BS		BGX4L-5
50	SE50	88→89	12	3	BTX4L-BS		BGX4L-5
50	SE50 Elite (All)	87	12	3	BTX4L-BS		BGX4L-5
50	SFX50 Sport	95→99	12	2,3	BTR4A-BS		BGR4A-5
50	SG50M	90	12	3	BTX4L-BS		BGX4L-5
50	SGX50 Sky	97→01	12	3	BTX4L-BS		BGX4L-5
50	SH50	87→89	12	4	BB4L-B	BT4A-3	BG4L-B
50	SH50 Scoopy	96→97	12	2,3	BTR4A-BS		BGR4A-5
50	SH50 Scoopy, Crea	01→	12	6	BTZ7S		BGZ7S
50	Shadow50	97	12	3	BTX4L-BS		BGX4L-5
50	Shadow50	01→	12	3	BTX4L-BS		BGX4L-5
50	SJ50 Bali	→97	12	2,3	BTR4A-BS		BGR4A-5
50	SK50, M	92→94	12	3	BTX4L-BS		BGX4L-5
50	SK50, M	97→98	12	2,3	BTR4A-BS		BGR4A-5
50	Sky	00→	12	3	BTX4L-BS		BGX4L-5
50	Sky Dax	99	12	3	BTX4L-BS		BGX4L-5
50	Sky Vetro	99	12	2,3	BTR4A-BS		BGR4A-5
50	SP Dio	92→	12	3	BTX4L-BS		BGX4L-5
50	SR50	97→	12	3	BTX4L-BS		BGX4L-5
50	ST50 Dax	88→97	12	3	BTX4L-BS		BGX4L-5
50	SXR	95→	12	2,3	BTR4A-BS		BGR4A-5
50	SZX50	00	12	2,3	BTR4A-BS		BGR4A-5
50	Tact	01→	12	6	BTZ7S		BGZ7S
50	TC50	00→	12	6	BTX7L-BS		BGX7L-5
50	TG50 Gyro S (All)	85→86	12	3	BTX4L-BS		BGX4L-5
50	Vision50	93→94	12	3	BTX4L-BS		BGX4L-5
50	X8R-X/X8R-S	99→00	12	2,3	BTR4A-BS		BGR4A-5
50	Z50J	92	12	2,3	BTR4A-BS		BGR4A-5
50	Z50J, 2, 3	79→91	6	2	6N2A-2C-3		
50	ZB50	88	12	3	BTX4L-BS		BGX4L-5
50	ZB50P Monkey	88	12	3	BTX4L-BS		BGX4L-5
50	Zoomer	01→	12	6	BTZ7S		BGZ7S
50	ZX50	94→	12	2,3	BTR4A-BS		BGR4A-5
55	C, CA105T Trail	62→65	6	2	6N2-2A		
65	S65 Sport (CS65)	65→69	6	2	6N2-2A		
70	C70 Passport	80→81	6	11	6N11-2D	6BB11-2D	
70	C70 Passport	82→83	12	5	BB5L-B	BT5A-3	BG5L-B
70	C70, DM	82→84	12	5	BB5L-B	BT5A-3	BG5L-B
70	C70CM	83→84	6	4	6N4-2A-4		
70	C70CMP	97	12	4	BB4L-B	BT4A-3	BG4L-B
70	C70M Honda	70→73	6	11	6N11-2D	6BB11-2D	
70	C70-MA	90	6	4	6N4-2A-4		
70	C70W	95	12	4	BB4L-B	BT4A-3	BG4L-B
70	C70Z, Z2	79→93	6	4	6N4-2A-4		
70	CD70	81	6	4	6N4-2A-4		
70	CD70 II PK	92	12	2,5	BB2.5L-C		BG2.5L-C
70	CF70	82	6	4	6N4-2A-7		

(1) OEM Fitment (2) Suggested Upgrade by BS • See Cross Reference Chart page 18 for other Upgrade possibilities

cc	 	Year	V	Ah	Battery Type ¹	Upgrade by BS ²	GEL by BS
70	CT70	91→94	12	3	BTX4L-BS		BGX4L-5
70	CT70 (Canada)	86	6	4	6N4-2A-4		
70	CT70 (Canada)	91→94	12	3	BTX4L-BS		BGX4L-5
70	CT70 Trail	74→79	6	4	6N4C-1B		
70	CT70 Trail	80→82	6	4	6N4-2A-8		
70	CT70 Trail, 70H	69→71	6	2	6N2A-2C		
70	CT70, 70H	72→73	6	2	6N2A-2C-3		
70	SL70 Motosport	73	6	2	6N2A-2C-3		
70	SL70 Motosport	71→72	6	2	6N2A-2C		
70	ST70	89→94	12	3	BTX4L-BS		BGX4L-5
70	ST70 Dax	80→	6	2	6N2-2A-8		
70	XL70	74→76	6	4	6N4C-1B		
75	CRM75, MTX75R	89→94	12	3	BB3L-A	BT3A-3	BG3L-A
75	MBX75 FW	83	12	3	BB3L-A	BT3A-3	BG3L-A
75	NSR75	92→94	12	3	BB3L-A	BT3A-3	BG3L-A
75	SA75M	91	12	3	BTX4L-BS		BGX4L-5
75	Scoopy75	93→94	12	5	BB5L-B	BT5A-3	BG5L-B
75	SH75	87→89	12	5	BB5L-B	BT5A-3	BG5L-B
75	XL75	77→79	6	4	6N4C-1B		
80	CH80	-	12	4	BTX5L-BS		BGX5L-5
80	CH80 Elite	93→07	12	4	BTX5L-BS		BGX5L-5
80	MB80 S	80	6	4	6N4-2A-7		
80	MBX80 SW, SWD, 2, FWD	85→87	12	3	BB3L-A	BT3A-3	BG3L-A
80	MCX80 S	83	12	3	BB3L-A	BT3A-3	BG3L-A
80	MT80 S	80	6	4	6N4-2A-7		
80	MTX80 C	82	12	2,5	BB2.5L-C		BG2.5L-C
80	MTX80 R2, RS	87	12	3	BB3L-A	BT3A-3	BG3L-A
80	NH80 Aero	85	12	4	BTX5L-BS		BGX5L-5
80	NH80 MD, SD, MS	86→94	12	5	BB5L-B	BT5A-3	BG5L-B
80	NH80MD Aero	83→84	12	5	BB5L-B	BT5A-3	BG5L-B
80	XL80	85→90	6	4	6N4-2A-8		
80	XL80 (USA)	80→82	6	4	6N4C-1B		
80	XL80 (USA)	83→85	6	4	6N4-2A-8		
80	XL80S	80→82	6	4	6N4C-1B		
80	XL80S	83→85	6	4	6N4-2A-8		
90	C200 Touring 90	63→66	6	6	6N6-1D		
90	C90 CW	95	12	4	BB4L-B	BT4A-3	BG4L-B
90	C90 D, Z	92→93	6	4	6N4-2A-4		
90	C90, M	82→93	12	5	BB5L-B	BT5A-3	BG5L-B
90	CL90, L 5HP Scrambler	67→70	6	5,5	6N5.5-1D		
90	CM91 Honda 90 (C90M)	66→69	6	6	6N6-1B		
90	CT200 Trail 90	64→66	6	5,5	6N5.5-1D		
90	CT90 Trail	66→79	6	5,5	6N5.5-1D		
90	EZ90 Cub	91→96	12	4	BTX5L-BS		BGX5L-5
90	S90 Super (CS90)	64→69	6	6	6N6-1B		
90	Shadow90	98	12	4	BTX5L-BS		BGX5L-5
90	Shadow90	99	12	3	BTX4L-BS		BGX4L-5
90	SL90 Motosport	69	6	5,5	6N5.5-1D		
90	ST90 Trail Sport	73→75	6	5,5	6N5.5-1D		

(1) OEM Fitment (2) Suggested Upgrade by BS • See Cross Reference Chart page 18 for other Upgrade possibilities

HONDA

cc	 	Year	V	Ah	Battery Type ¹	Upgrade by BS ²	GEL by BS
90	Super Cub	-	12	3	BTX4L-BS		BGX4L-5
90	TH90T	96	12	3	BTX4L-BS		BGX4L-5
100	BC100	-	12	3	BTX4L-BS		BGX4L-5
100	C100-M	88→92	12	5	BB5L-B	BT5A-3	BG5L-B
100	C100-MA	87	12	3	BTX4L-BS		BGX4L-5
100	C100-TH	92	12	3	BTX4L-BS		BGX4L-5
100	CB100	94	6	6	6N6-3B		
100	CB100	70→	6	6	6N6-3B-1		
100	CB100 N	81	6	6	6N6-3B		
100	CB100 Super Sport	70→72	6	6	6N6-3B		
100	CL100, S Scrambler	70→73	6	6	6N6-3B		
100	EX Bali	97	12	4	BTX5L-BS		BGX5L-5
100	GL100 II	83	12	2,5	BB2.5L-C		BG2.5L-C
100	H100 S	86→88	6	4	6N4-2A-7		
100	Lead	08	12	6	BTX7L-BS		BGX7L-5
100	NF100, M	97	12	4	BTX5L-BS		BGX5L-5
100	NH100-1D	98	12	4	BTX5L-BS		BGX5L-5
100	NH100-1D	84→	12	5	BB5L-B	BT5A-3	BG5L-B
100	SCV100	03→07	12	4	BTX5L-BS		BGX5L-5
100	SH100	00	12	4	BTX5L-BS		BGX5L-5
100	SH100 Scoopy	96	12	4	BTX5L-BS		BGX5L-5
100	SJ Bali EX	96→99	12	4	BTX5L-BS		BGX5L-5
100	SL100 Motosport	70→73	6	6	6N6-3B		
100	XL100	74→76	6	6	6N6-3B		
100	XL100	77→78	6	4	6N4C-1B		
100	XL100	85→90	6	4	6N4C-1B		
100	XL100S	79→80	6	4	6N4-2A-4		
100	XL100S	81→82	6	4	6N4C-1B		
100	XL100S	83→85	6	4	6N4-2A-4		
110	Air Blade	08	12	4	BTZ5S		
110	C110	09→10	12	6	BTZ7S		BGZ7S
110	Click	08	12	4	BTZ5S		
110	CT110 Trail	86	6	4	6N4-2A-4		
110	CT110 Trail	80→84	6	4	6N4-2A-8		
110	LS110-TH	89→92	12	3	BB3L-A	BT3A-3	BG3L-A
110	NHX110 Elite	10→	12	6	BTX7L-BS		BGX7L-5
110	NT110MV	97	12	4	BB4L-B	BT4A-3	BG4L-B
110	NT110V	97	12	2,5	BB2.5L-C		BG2.5L-C
110	NZ110 M, MS	93	12	2,5	BB2.5L-C		BG2.5L-C
110	NZ110 MM	93	12	4	BB4L-B	BT4A-3	BG4L-B
110	NZ110 S, S1, RS	89→92	12	2,5	BB2.5L-C		BG2.5L-C
110	NZ110-TH	87	12	2,5	BB2.5L-C		BG2.5L-C
110	Supra	08	12	4	BTZ5S		
110	TH110-MA, M	91	12	2,5	BB2.5L-C		BG2.5L-C
110	Wave 110	08	12	4	BTZ5S		
125	CA125	95→96	12	6	BTX7L-BS		BGX7L-5
125	CA125 Rebel	95→00	12	6	BTX7L-BS		BGX7L-5
125	CB Italia	76→82	6	6	6N6-3B		
125	CB125 B6	-	6	12	B54-6A		

(1) OEM Fitment (2) Suggested Upgrade by BS • See Cross Reference Chart page 18 for other Upgrade possibilities

cc	 	Year	V	Ah	Battery Type ¹	Upgrade by BS ²	GEL by BS
125	CB125 K	-	6	12	B54-6A		
125	CB125 RS	83	12	2,5	BB2.5L-C		BG2.5L-C
125	CB125 S, S III-V	79→82	6	6	6N6-3B		
125	CB125 S2, J, N	→79	6	6	6N6-3B		
125	CB125 T, T II	80→81	6	6	6N6-3B		
125	CB125 T, T II	90→93	12	9	12N9-4B-1	BT9A-BS	BG9-B
125	CB125 TD	82	12	9	BB9-B	BT9A-BS	BG9-B
125	CB125N	79	6	6	6N6-3B-1		
125	CB125S	76	6	6	6N6-3B-1		
125	CB125S	73→80	6	6	6N6-3B		
125	CB125S	81→82	6	6	6N6-3B-1		
125	CBF125	09→	12	6	BTX7L-BS		BGX7L-5
125	CBR125R	04	12	5	BTZ6S		
125	CBX/Endurance	-	6	6	6N6-3B		
125	CD125 T	81→82	12	9	12N9-4B-1	BT9A-BS	BG9-B
125	CG125 (El.Starter)	-	12	4	BTX5L-BS		BGX5L-5
125	CG125 (Kick-Starter)	-	12	3	BTX4L-BS		BGX4L-5
125	CG125, -IR	92	12	3	BB3L-A	BT3A-3	BG3L-A
125	CG125, -IR	80→91	6	6	6N6-3B		
125	CH125	84	12	9	BB9-B	BT9A-BS	BG9-B
125	CH125 Elite	84	12	9	BB9-B	BT9A-BS	BG9-B
125	CH125 Spacy	88→95	12	8	BTX9-BS		BGX9-5
125	CHA125T	96	12	8	BTX9-BS		BGX9-5
125	City Fly	98	12	4	BTX5L-BS		BGX5L-5
125	CL125 Scrambler	73→75	6	4	6N4C-1B		
125	CL125A Scrambler (Twin)	67→69	6	12	B54-6		
125	CLR125	→99	12	4	BTX5L-BS		BGX5L-5
125	CM125 C	82→99	12	9	12N9-4B-1	BT9A-BS	BG9-B
125	CMX	82→85	12	6	BTX7L-BS		BGX7L-5
125	CRM	-	12	3	BTX4L-BS		BGX4L-5
125	CRM125 R	90→98	12	3	BTX4L-BS		BGX4L-5
125	CS	-	6	6	6N6-3B		
125	CT125, Trail	77→89	6	4	6N4C-1B		
125	FES125	00	12	8	BTX9-BS		BGX9-5
125	S-Wing (FES125)	03→	12	6	BTX7L-BS		BGX7L-5
125	GL125 II, -IN	87→97	12	2,5	BB2.5L-C		BG2.5L-C
125	MBX125 F	85	12	5	BB5L-B	BT5A-3	BG5L-B
125	MT125 Elsinore	74→76	6	6	6N6-3B		
125	MTX125 RW, RW-TH	85→90	12	3	BB3L-A	BT3A-3	BG3L-A
125	MTX125, R, R2	86→87	12	5	BB5L-B	BT5A-3	BG5L-B
125	NES125, Dylan	00→	12	6	BTX7L-BS		BGX7L-5
125	NH125 Aero	84	12	5	BB5L-B	BT5A-3	BG5L-B
125	NH125 Lead	83→86	12	5	BB5L-B	BT5A-3	BG5L-B
125	NS125 F	88→97	12	5	BB5L-B	BT5A-3	BG5L-B
125	NS125 R, R2, R3	85→99	12	5	BB5L-B	BT5A-3	BG5L-B
125	NSR125 F III/R/R2/Raiden	92	12	4	BTX5L-BS		BGX5L-5
125	NSR125 R	97	12	4	BTX5L-BS		BGX5L-5
125	NX125	-	12	9	12N9-4B-1	BT9A-BS	BG9-B
125	NX125	88→90	12	6	BTX7L-BS		BGX7L-5

(1) OEM Fitment (2) Suggested Upgrade by BS • See Cross Reference Chart page 18 for other Upgrade possibilities

HONDA

cc	 	Year	V	Ah	Battery Type ¹	Upgrade by BS ²	GEL by BS
125	NX125 Transcity	97	12	6	BTX7L-BS		BGX7L-5
125	NXR125	-	12	4	BTX5L-BS		BGX5L-5
125	NZ125	93	12	3	BB3L-A	BT3A-3	BG3L-A
125	PCX 125	10→	12	6	BTZ7S		BGZ7S
125	Pantheon 125	99	12	8	BTX9-BS		BGX9-5
125	Pantheon 125	03→	12	6	BTX7L-BS		BGX7L-5
125	SES125	00→	12	6	BTX7L-BS		BGX7L-5
125	SH125	01→04	12	6	BTX7L-BS		BGX7L-5
125	Shadow125	99	12	6	BTX7L-BS		BGX7L-5
125	SL125 Motosport	71→73	6	6	6N6-3B		
125	Spacy125	01→	12	11	BTZ12S		BGZ12S
125	SS125A Super Sport	67→69	6	12	B54-6		
125	TL125	88	6	2	6N2-2A		
125	TMX125	85	6	6	6N6-3B		
125	VT125 Shadow	-	12	6	BTX7L-BS		BGX7L-5
125	VT125C	01→	12	6	BTZ7S		BGZ7S
125	XL125	74→78	6	4	6N4C-1B		
125	XL125	85→90	6	4	6N4C-1B		
125	XL125 S	79→82	6	4	6N4-2A-4		
125	XL125 S	84	6	4	6N4C-1B		
125	XL125R/Paris Dakar	85→87	12	9	12N9-4B-1	BT9A-BS	BG9-B
125	XL125SD	-	12	2,5	BB2.5L-C-2		
125	XLR125R	98	12	6	BTX7A-BS		BGX7A-5
125	XL 125 V (Varadero)	01→	12	6	BTZ7S		BGZ7S
135	HX135, -TH	84→87	12	2,5	BB2.5L-C		BG2.5L-C
145	GL145 II	83→88	12	2,5	BB2.5L-C		BG2.5L-C
150	CBX150 S	88	12	8	BB7L-B		
150	CG150 Titan	-	12	6	BTX7L-BS		BGX7L-5
150	CH150 Elite	87	12	8	BTX9-BS		BGX9-5
150	CH150 Elite Deluxe	85→86	12	9	BB9-B	BT9A-BS	BG9-B
150	CRF150F	06→07	12	4	BTX5L-BS		BGX5L-5
150	FES150	99→02	12	8	BTX9-BS		BGX9-5
150	FES150	03→	12	6	BTX7L-BS		BGX7L-5
150	FES S Wing	07→09	12	6	BTX7L-BS		BGX7L-5
150	Foresight150	-	12	6	BTX7L-BS		BGX7L-5
150	NES150	03→	12	6	BTX7L-BS		BGX7L-5
150	NES150 Z	01	12	6	BTX7L-BS		BGX7L-5
150	NSR150, R, R2	89	12	2,5	BB2.5L-C		BG2.5L-C
150	NSR150, R, R2	94→98	12	3	BB3L-A	BT3A-3	BG3L-A
150	NX150	89	12	8	BB7L-B		
150	Pantheon	-	12	8	BTX9-BS		BGX9-5
150	PES150, PS150i	06→09	12	6	BTX7L-BS		BGX7L-5
150	SES150	00→	12	6	BTX7L-BS		BGX7L-5
150	SH150, IE	01→	12	6	BTX7L-BS		BGX7L-5
150	XLR150	00→	12	4	BTX5L-BS		BGX5L-5
156	GL156S	95	12	2,5	BB2.5L-C		BG2.5L-C
160	CB160 Sport	65→69	12	9	12N9-4B-1	BT9A-BS	BG9-B
160	CL160 Scrambler	66→68	12	9	12N9-4B-1	BT9A-BS	BG9-B
175	CA175 Touring (CD175)	68→69	6	12	B54-6		

(1) OEM Fitment (2) Suggested Upgrade by BS • See Cross Reference Chart page 18 for other Upgrade possibilities

cc	 	Year	V	Ah	Battery Type ¹	Upgrade by BS ²	GEL by BS
175	CA175 Touring (CD175K3)	69→70	6	12	B54-6A		
175	CB175 Super Sport	69→73	12	9	12N9-4B-1	BT9A-BS	BG9-B
175	CL175 Scrambler	68→73	12	9	12N9-4B-1	BT9A-BS	BG9-B
175	SL175 Motosport	70→72	12	5	12N5-4B		
175	XL175	73→78	6	6	6N6-3B		
185	CM185 T, Twinstar	78→79	6	12	B54-6A		
185	CT185	82→86	6	4	6N4C-1B		
185	XL185 S	79→83	6	4	6N4-2A-4		
200	CB200, T	74→76	12	9	12N9-4B-1	BT9A-BS	BG9-B
200	CBX200 S	93	12	8	BB7L-B		
200	CL200 Scrambler	74	12	9	12N9-4B-1	BT9A-BS	BG9-B
200	CM200 T	85→88	12	10	BTX12-BS		BGX12-5
200	CM200 T	87→89	12	9	12N9-4B-1	BT9A-BS	BG9-B
200	CM200 T, Twinstar	80	6	12	B54-6A		
200	CM200 T Twinstar	81→82	12	9	12N9-4B-1	BT9A-BS	BG9-B
200	CT200	86→89	12	9	BB9-B	BT9A-BS	BG9-B
200	GLS200	94	12	8	BB7L-B		
200	MTX200 RW	85	12	3	BB3L-A	BT3A-3	BG3L-A
200	TLR200	86→87	6	2	6N2-2A		
200	TLR200 Reflex	86→87	12	3	BTX4L-BS		BGX4L-5
200	TR200	86	12	8	BTX9-BS		BGX9-5
200	TR200	87	12	6	BTX7A-BS		BGX7A-5
200	TR200 Fat Cat	86	12	8	BTX9-BS		BGX9-5
200	TR200 Fat Cat	87	12	6	BTX7A-BS		BGX7A-5
200	XL200 R/Paris Dakar	83→84	12	9	12N9-4B-1	BT9A-BS	BG9-B
200	XL200R	83→84	12	3	BB3L-A	BT3A-3	BG3L-A
200	XR200	00→	12	6	BTX7L-BS		BGX7L-5
223	CB223 S	10→	12	6	BTZ7S		BGZ7S
250	CBR250R	→11	12	6	BTX7L-BS		BGX7L-5
250	CMX250C Rebel	96→	12	6	BTX7L-BS		BGX7L-5
250	NSS250	10→	12	11	BTZ12S		BGZ12S
250	SM250	09→	12	11	BTZ12S		BGZ12S
250	CN250 Helix	93→09	12	10	BTX12-BS		BGX12-5
250	VTR250	10→	12	6	BTZ7S		BGZ7S
250	XL250S	78→81	6	4	6N4-2A-4		
250	XR250	-	12	4	BTX5L-BS		BGX5L-5
250	XR250 L, R	91→98	12	3	BTX4L-BS		BGX4L-5
250	XR250 Tornado	-	12	6	BTX7L-BS		BGX7L-5
300	SH300	10→	12	11	BTZ12S		BGZ12S
305	CA77 Dream Touring (late)	63→69	12	9	12N9-3A		
305	CB77 Super Hawk	61→68	12	9	12N9-3A		
305	CL77 Scrambler	65→68	12	5	12N5-4B		
350	CB350 S	86	12	12	BB12A-B		
350	CB350 Super Sport Four	68→74	12	12	12N12A-4A-1	BB12A-A	
350	CB350F, CB350K	-	12	12	BB12A-A		
350	CL350 Scrambler	68→73	12	12	12N12A-4A-1	BB12A-A	
350	SL350 Motosport	69→70	12	12	12N12A-4A-1	BB12A-A	
350	SL350 Motosport	70→73	12	5	12N5-4B		
350	XL350	74→78	6	6	6N6-3B		

(1) OEM Fitment (2) Suggested Upgrade by BS • See Cross Reference Chart page 18 for other Upgrade possibilities

HONDA

cc	 	Year	V	Ah	Battery Type ¹	Upgrade by BS ²	GEL by BS
350	XL350R, XR350R	84→87	12	3	BB3L-A	BT3A-3	BG3L-A
360	CB360 G, T, Scrambler360	74→76	12	12	12N12A-4A-1	BB12A-A	
360	CJ360T	76→77	12	9	12N9-4B-1	BT9A-BS	BG9-B
360	CL360 Scrambler	74→75	12	12	12N12A-4A-1	BB12A-A	
400	CB400 N	79	12	12	BB12A-A		
400	CB400 SS	07	12	2,3	BTR4A-BS		BGR4A-5
400	CB400 Super Four	01→	12	8.6	BTZ10S		BGZ10S
400	CB400A	78	12	12	BB12A-A		
400	CB400F CB-1	89→90	12	8	BTX9-BS		BGX9-5
400	CB400F Super Sport	75→77	12	12	12N12A-4A-1	BB12A-A	
400	CB400F/F II	75	12	12	12N12A-4A-1	BB12A-A	
400	CB400T Hawk	78→81	12	12	BB12A-A		
400	CB400T Hawk I	78→79	12	9	12N9-4B-1	BT9A-BS	BG9-B
400	CB400T Hawk II	78→79	12	12	BB12A-A		
400	CBR400RRR	86→89	12	8	BTX9-BS		BGX9-5
400	CBX400F/F II	82→	12	12	BB12A-A		
400	CM400A Hondamatic	79→81	12	12	BB12A-A		
400	CM400C Custom	81	12	12	BB12A-A		
400	CM400E/T	79→82	12	12	BB12A-A		
400	CX400 C	81→83	12	14	BB14L-A2	BTX14AHL-BS	BGX14AHL-5
400	NS400 R/Raiden	-	12	4	BTX5L-BS		BGX5L-5
400	NS400R	85	12	4	BTX5L-BS		BGX5L-5
400	NV400 DC Shadow	01→	12	12	BTX14-BS	BTX14H-BS	BGX14-5
400	NV400 DC Shadow Skasher	01→	12	8.6	BTZ10S		BGZ10S
400	NV400 Steed	01→	12	8.6	BTZ10S		BGZ10S
400	NV400C	95	12	8	BTX9-BS		BGX9-5
400	RVF400 (NC35)	-	12	6	BTX7A-BS		BGX7A-5
400	SilverWing 400	01→	12	11	BTZ12S		BGZ12S
400	SilverWing T	09→10	12	11	BTZ12S		BGZ12S
400	VF400 F	83→	12	12	BB12A-A		
400	VFR400R III (NC30)	90→91	12	6	BTX7A-BS		BGX7A-5
450	CB450, SS	67→74	12	12	12N12A-4A-1	BB12A-A	
450	CB450K/K7	-	12	12	12N12A-4A-1	BB12A-A	
450	CB450N	83→92	12	12	BB12AL-A2		
450	CB450S	88	12	14	BB14-B2	BTX14AH-BS	BGX14AH-5
450	CB450S	86→87	12	12	BB12A-B		
450	CB450SC	82→86	12	12	BB12A-A		
450	CB450SC Nighthawk, T	82→86	12	12	BB12A-A		
450	CB450SC Nighthawk/S	85→86	12	12	BB12A-A		
450	CB450T Hawk	82	12	12	BB12A-A		
450	CL450 Scrambler	67→74	12	12	12N12A-4A-1	BB12A-A	
450	CM450A Hondamatic, E	82→83	12	12	BB12A-A		
450	CM450C Custom, E	82→83	12	12	BB12A-A		
450	CMX450C, Rebel	86→90	12	12	BB12A-A		
450	CRF450X	05→09	12	6	BTZ7S		BGZ7S
500	CB500	04→	12	8.6	BTZ10S		BGZ10S
500	CB500 Four, Twin	71→76	12	12	12N12A-4A-1	BB12A-A	
500	CB500K-1/K-3	-	12	12	12N12A-4A-1	BB12A-A	
500	CB500S	94→03	12	8	BTX9-BS		BGX9-5

(1) OEM Fitment (2) Suggested Upgrade by BS • See Cross Reference Chart page 18 for other Upgrade possibilities

cc	 	Year	V	Ah	Battery Type ¹	Upgrade by BS ²	GEL by BS
500	CB500T Twin, Four	75→76	12	12	12N12A-4A-1	BB12A-A	
500	CBF500	04→06	12	8.6	BTZ10S		BGZ10S
500	CBR500F	87→89	12	8	BTX9-BS		BGX9-5
500	CX500 Custom	81→	12	12	BB12A-A		
500	CX500, C, D, E, T, TC	78→82	12	14	BB14L-A2	BTX14AHL-BS	BGX14AHL-5
500	FT500 Ascot	82→83	12	14	BB14L-A2	BTX14AHL-BS	BGX14AHL-5
500	GB500	89→90	12	12	BB12A-B		
500	GL500 I Intercept	81→82	12	14	BB14L-A2	BTX14AHL-BS	BGX14AHL-5
500	GL500, I SilverWing	81→82	12	14	BB14L-A2	BTX14AHL-BS	BGX14AHL-5
500	NX500	88→95	12	8	BTX9-BS		BGX9-5
500	VF500C V30 Magna	84→85	12	12	BB12A-A		
500	VF500F Interceptor, FI	84→86	12	12	BB12A-A		
500	VT500C Shadow	83→86	12	12	BB12A-A		
500	VT500E	83→85	12	12	BB12A-A		
500	VT500FT Ascot	83→84	12	12	BB12A-A		
500	XBR500	85→86	12	12	BB12A-B		
500	XBR500, S	87→88	12	14	BB14-B2	BTX14AH-BS	BGX14AH-5
500	XL500R	82→87	12	3	BB3L-A	BT3A-3	BG3L-A
500	XL500S	79→81	6	4	6N4-2A-4		
550	CB550	83→84	12	12	BB12AL-A2		
550	CB550 F	74→77	12	12	12N12A-4A-1	BB12A-A	
550	CB550 Four, K, SS	74→78	12	12	12N12A-4A-1	BB12A-A	
550	CB550 K2/K4	77→78	12	12	12N12A-4A-1	BB12A-A	
550	CB550SC Nighthawk	83→85	12	12	BB12AL-A2		
550	CBX550F, F II	82→83	12	12	BB12A-A		
582	SilverWing / FSC600	02→07	12	11	BTZ12S		BGZ12S
600	CB600 F, Hornet, ABS	07→09	12	8.6	BTZ10S		BGZ10S
600	CB600 F, Hornet, ABS	01→07	12	6	BTX7L-BS		BGX7L-5
600	CB600 SF	02	12	6	BTZ7S		BGZ7S
600	CB600F (599)	04→06	12	6	BTX7L-BS		BGX7L-5
600	CBF600(Hornet)	07→	12	8.6	BTZ10S		BGZ10S
600	CBF600N	08→09	12	8.6	BTZ10S		BGZ10S
600	CBF600N, NA	03→07	12	6	BTX7L-BS		BGX7L-5
600	CBF600S	08→09	12	8.6	BTZ10S		BGZ10S
600	CBF600S, SA	03→07	12	6	BTX7L-BS		BGX7L-5
600	CBR600	87→00	12	8	BTX9-BS		BGX9-5
600	CBR600 F, F II, F III, SE	95→99	12	8	BTX9-BS		BGX9-5
600	CBR600 F4i	01→	12	8.6	BTZ10S		BGZ10S
600	CBR600RR	09→	12	8.6	BTZ10S		BGZ10S
600	CBR600F/SP	01→	12	8.6	BTZ10S		BGZ10S
600	CBR600F/SP	87→00	12	8	BTX9-BS		BGX9-5
600	CBR600FS/SX	01→	12	8.6	BTZ10S		BGZ10S
600	CBX600E	83	12	12	BB12AL-A2		
600	FJS600 SilverWing	01→09	12	11	BTZ12S		BGZ12S
600	FJS600 DB, AB	10→	12	11	BTZ12S		BGZ12S
600	FSC600 SilverWing	01→	12	11	BTZ12S		BGZ12S
600	Hornet600	98	12	6	BTX7L-BS		BGX7L-5
600	NTV600	88→92	12	8	BTX9-BS		BGX9-5
600	NV600C	89→94	12	8	BTX9-BS		BGX9-5

(1) OEM Fitment (2) Suggested Upgrade by BS • See Cross Reference Chart page 18 for other Upgrade possibilities

HONDA

cc	 	Year	V	Ah	Battery Type ¹	Upgrade by BS ²	GEL by BS
600	Shadow600	90→03	12	8	BTX9-BS		BGX9-5
600	SilverWing	88→00	12	14	BB14-B2	BTX14AH-BS	BGX14AH-5
600	VT600 C Shadow	88→99	12	8	BTX9-BS		BGX9-5
600	VT600 C, CD Shadow Deluxe	04→07	12	8.6	BTZ10S		BGZ10S
600	VT600C, CD Shadow Deluxe, VLX	88→03	12	8	BTX9-BS		BGX9-5
600	VT600C	88→97	12	8	BTX9-BS		BGX9-5
600	XL600 Transport	→87	12	12	BB12A-B		
600	XL600LM	85→91	12	14	BB14-A2	BTX14AH-BS	BGX14AH-5
600	XL600R	83→87	12	3	BB3L-A	BT3A-3	BG3L-A
600	XL600V	87→93	12	14	BB14-B2	BTX14AH-BS	BGX14AH-5
600	XL600V	94→00	12	12	BB12A-B		
600	XL600V Transalp	89→90	12	12	BB12A-B		
600	XL600V, Transport	95→97	12	12	BB12A-B		
650	CB650	79→82	12	12	BB12A-A		
650	CB650 C Custom	80→81	12	12	BB12A-A		
650	CB650 SC Custom	82	12	12	BB12A-A		
650	CB650 SC Nighthawk	83→85	12	12	BB12AL-A2		
650	CB650, Custom	79→82	12	12	BB12A-A		
650	CB650SC Nighthawk	82	12	12	BB12A-A		
650	CB650SC Nighthawk	83→85	12	12	BB12AL-A2		
650	CB650Z	79	12	12	BB12A-A		
650	CBX650E Nighthawk	84	12	14	BB14L-A2	BTX14AHL-BS	BGX14AHL-5
650	CBX650E Nighthawk	82→83	12	12	BB12AL-A2		
650	CX650 Euro, Turbo	83	12	14	BB14L-A2	BTX14AHL-BS	BGX14AHL-5
650	CX650C Custom	83	12	14	BB14-A2	BTX14AH-BS	BGX14AH-5
650	CX650T Turbo	83	12	14	BB14L-A2	BTX14AHL-BS	BGX14AHL-5
650	Deauville650	-	12	8	BTX9-BS		BGX9-5
650	FX650	→01	12	8	BTX9-BS		BGX9-5
650	GL650 I Interstate	83	12	14	BB14L-A2	BTX14AHL-BS	BGX14AHL-5
650	GL650 SilverWing	83	12	14	BB14L-A2	BTX14AHL-BS	BGX14AHL-5
650	GL650I SilverWing Interstate	83	12	14	BB14L-A2	BTX14AHL-BS	BGX14AHL-5
650	NT650 Hawk GT	88→91	12	8	BTX9-BS		BGX9-5
650	NT650V	→11	12	8	BTX9-BS		BGX9-5
650	NTV650 Revere	88→97	12	8	BTX9-BS		BGX9-5
650	NX650	88→89	12	8	BTX9-BS		BGX9-5
650	NX650 Dominator	88→02	12	8	BTX9-BS		BGX9-5
650	SLR650	97→98	12	8	BTX9-BS		BGX9-5
650	SLR650	→11	12	8	BTX9-BS		BGX9-5
650	Vigor 650	99	12	8	BTX9-BS		BGX9-5
650	XL650, V, Transalp	00→07	12	11	BTZ12S		BGZ12S
650	XR650L	93→10	12	8	BTX9-BS		BGX9-5
650	XRV650	88→89	12	14	BB14-B2	BTX14AH-BS	BGX14AH-5
680	DN-01	08→	12	11.2	BTZ14S		BGZ14S
700	CB700SC	84→86	12	14	BB14L-A2	BTX14AHL-BS	BGX14AHL-5
700	CB700SC Nighthawk S	87	12	14	BB14L-A1		
700	NT700V	06→	12	11.2	BTZ14S		BGZ14S
700	VF700C Magna	87	12	12	BB12A-A		
700	VF700C Magna	84→86	12	14	BB14-A2	BTX14AH-BS	BGX14AH-5
700	VF700F Interceptor	84→85	12	14	BB14-A2	BTX14AH-BS	BGX14AH-5

(1) OEM Fitment (2) Suggested Upgrade by BS • See Cross Reference Chart page 18 for other Upgrade possibilities

cc	 	Year	V	Ah	Battery Type ¹	Upgrade by BS ²	GEL by BS
700	VF700S Sabre	84→85	12	14	BB14L-A2	<i>BTX14AHL-BS</i>	<i>BGX14AHL-5</i>
700	VFR700 F	86	12	12	BB12A-B		
700	VFR700 Interceptor	86→87	12	12	BB12A-B		
700	VFR700F, F II Interceptor	86→87	12	12	BB12A-B		
700	VT700C Shadow	84→85	12	16	HBB16A-AB		
700	VT700C Shadow	86→87	12	14	BB14-B2	<i>BTX14AH-BS</i>	<i>BGX14AH-5</i>
700	XL700V	11→	12	11.2	BTZ14S		<i>BGZ14S</i>
750	Africa Twin	93	12	14	BB14-B2	<i>BTX14AH-BS</i>	<i>BGX14AH-5</i>
750	CB750 F II	91→	12	14	BB14-A2	<i>BTX14AH-BS</i>	<i>BGX14AH-5</i>
750	CB750 KZ	80	12	14	BB14L-A2	<i>BTX14AHL-BS</i>	<i>BGX14AHL-5</i>
750	CB750 Nighthawk	82→83	12	14	BB14L-A2	<i>BTX14AHL-BS</i>	<i>BGX14AHL-5</i>
750	CB750 Nighthawk	91→03	12	14	BB14-A2	<i>BTX14AH-BS</i>	<i>BGX14AH-5</i>
750	CB750, C, F, F2	→88	12	14	BB14L-A2	<i>BTX14AHL-BS</i>	<i>BGX14AHL-5</i>
750	CB750A	76→78	12	20	B50-N18L-A	<i>BTX18L-BS</i>	
750	CB750A Hondamatic	76→78	12	20	B50-N18L-A	<i>BTX18L-BS</i>	
750	CB750C Custom	80→82	12	14	BB14L-A2	<i>BTX14AHL-BS</i>	<i>BGX14AHL-5</i>
750	CB750F Super Sport	75→82	12	14	BB14L-A2	<i>BTX14AHL-BS</i>	<i>BGX14AHL-5</i>
750	CB750FA	93→95	12	14	BB14-A2	<i>BTX14AH-BS</i>	<i>BGX14AH-5</i>
750	CB750K	→82	12	14	BB14L-A2	<i>BTX14AHL-BS</i>	<i>BGX14AHL-5</i>
750	CB750K Four	69→82	12	14	12N14-3A	<i>BTX14AHL-BS</i>	<i>BGX14AHL-5</i>
750	CB750K Limited Edition	79	12	14	BB14L-A2	<i>BTX14AHL-BS</i>	<i>BGX14AHL-5</i>
750	CB750SC	84→85	12	14	BB14L-A2	<i>BTX14AHL-BS</i>	<i>BGX14AHL-5</i>
750	CB750SC	91→92	12	14	BB14-A2	<i>BTX14AH-BS</i>	<i>BGX14AH-5</i>
750	CB750SC Nighthawk	82→83	12	14	BB14L-A2	<i>BTX14AHL-BS</i>	<i>BGX14AHL-5</i>
750	CBX750F	84→86	12	14	BB14-A2	<i>BTX14AH-BS</i>	<i>BGX14AH-5</i>
750	CBX750F II	86	12	14	BB14-A2	<i>BTX14AH-BS</i>	<i>BGX14AH-5</i>
750	CBX750P2	84→	12	14	BB14L-A1		
750	CR750 45	-	12	8	BTX9-BS		<i>BGX9-5</i>
750	NR	92	12	10	BTX12-BS		<i>BGX12-5</i>
750	NV750, Shadow	97→98	12	12	BTX14-BS	<i>BTX14H-BS</i>	<i>BGX14-5</i>
750	NV750 Shadow Slasher	01→	12	11.2	BTZ14S		<i>BGZ14S</i>
750	RVF (RC45)	-	12	12	BTX14-BS	<i>BTX14H-BS</i>	<i>BGX14-5</i>
750	RVF750R (RC45)	94→95	12	8	BTX9-BS		<i>BGX9-5</i>
750	VF750C	95→97	12	10	BTX12-BS		<i>BGX12-5</i>
750	VF750C Magna	82→86	12	14	BB14-A2	<i>BTX14AH-BS</i>	<i>BGX14AH-5</i>
750	VF750C Magna	87→92	12	12	BB12A-A		
750	VF750C Magna	93→94	12	8	BTX9-BS		<i>BGX9-5</i>
750	VF750C V45 Magna	88	12	12	BB12A-A		
750	VF750C V45 Magna	82→83	12	14	BB14-A2	<i>BTX14AH-BS</i>	<i>BGX14AH-5</i>
750	VF750C, C2, D Magna	94→03	12	10	BTX12-BS		<i>BGX12-5</i>
750	VF750C, CA, C2 Shadow spirit, Aero	07→10	12	11	BTZ12S		<i>BGZ12S</i>
750	VF750F V45 Interceptor	83→84	12	14	BB14-A2	<i>BTX14AH-BS</i>	<i>BGX14AH-5</i>
750	VF750S V45 Sabre	82→83	12	14	BB14L-A2	<i>BTX14AHL-BS</i>	<i>BGX14AHL-5</i>
750	VFR750F	87→89	12	10	BTX12-BS		<i>BGX12-5</i>
750	VFR750F	90→97	12	14	BB14-B2	<i>BTX14AH-BS</i>	<i>BGX14AH-5</i>
750	VFR750F Interceptor	86	12	12	BB12A-B		
750	VFR750R (RC30)	88→90	12	8	BTX9-BS		<i>BGX9-5</i>
750	VT750C Shadow	83	12	16	HBB16A-AB		
750	VT750C Shadow	98→00	12	12	BTX14-BS	<i>BTX14H-BS</i>	<i>BGX14-5</i>

(1) OEM Fitment (2) Suggested Upgrade by BS • See Cross Reference Chart page 18 for other Upgrade possibilities

HONDA



cc	 	Year	V	Ah	Battery Type ¹	Upgrade by BS ²	GEL by BS
750	VT750C, CA, C2	04→08	12	11	BTZ12S		BGZ12S
750	VT750CD, CD2 Shadow Deluxe	98→02	12	12	BTX14-BS	BTX14H-BS	BGX14-5
750	VT750CD-A, B, C, D Shadow, A.C.E. Deluxe	02→03	12	12	BTX14-BS	BTX14H-BS	BGX14-5
750	VT750DC, A, B Shadow Spirit	01→07	12	11.2	BTZ14S		BGZ14S
750	VT750RS	10→	12	11.2	BTZ14S		BGZ14S
750	XLV750R	83	12	14	BB14-A2	BTX14AH-BS	BGX14AH-5
750	XRV750 African Twin	90→92	12	14	BB14-B2	BTX14AH-BS	BGX14AH-5
750	XRV750 African Twin	93→02	12	12	BTX14-BS	BTX14H-BS	BGX14-5
800	PC800 Pacific Coast	89→98	12	10	BTX12-BS		BGX12-5
800	VFR800	01→	12	11	BTZ12S		BGZ12S
800	VFR800, A Interceptor, ABS	02→	12	11	BTZ12S		BGZ12S
800	VFR800F I	02	12	10	BTX12-BS		BGX12-5
800	VFR800FI Interceptor	98→01	12	10	BTX12-BS		BGX12-5
800	VFR800P	01→	12	11.2	BTZ14S		BGZ14S
800	VT800C Shadow	88	12	14	BB14-B2	BTX14AH-BS	BGX14AH-5
900	CB900 FZ80	-	12	14	BB14L-A2	BTX14AHL-BS	BGX14AHL-5
900	CB900C, F	80→82	12	14	BB14L-A2	BTX14AHL-BS	BGX14AHL-5
900	CB900F Bold r	79→83	12	14	BB14L-A2	BTX14AHL-BS	BGX14AHL-5
900	CB900F Hornet	02→	12	8.6	BTZ10S		BGZ10S
900	CBR900RR FireBlade	00→02	12	8.6	BTZ10S		BGZ10S
900	CBR900R, RR FireBlade	92→99	12	8	BTX9-BS		BGX9-5
900	CBR929R	00→	12	8.6	BTZ10S		BGZ10S
900	CBR954RR	01→	12	8.6	BTZ10S		BGZ10S
919	CB900F	02→06	12	8.6	BTZ10S		BGZ10S
929	CBR929R, RE	00→01	12	8.6	BTZ10S		BGZ10S
929	CBR929RR	02→	12	8.6	BTZ10S		BGZ10S
954	CBR954RR	02→03	12	8.6	BTZ10S		BGZ10S
1000	CB1000	94→95	12	10	BTX12-BS		BGX12-5
1000	CB1000C Custom	83	12	14	BB14L-A2	BTX14AHL-BS	BGX14AHL-5
1000	CB1000F	93→96	12	10	BTX12-BS		BGX12-5
1000	CB1000FT	93→96	12	10	BTX12-BS		BGX12-5
1000	CB1000R	09→	12	8.6	BTZ10S		BGZ10S
1000	CBF1000F	09→	12	8.6	BTZ10S		BGZ10S
1000	CBR1000F Hurricane	87→96	12	14	BB14L-B2	BTX14AHL-BS	BGX14AHL-5
1000	CBR1000RR Fireblade	04→07	12	8.6	BTZ10S		BGZ10S
1000	CBR1000RR	08→	12	6	BTZ7S		BGZ7S
1000	CBR1000RR Fireblade	07→	12	6	BTZ7S		BGZ7S
1000	CBX1000	79	12	18	BB18L-A	BTX20HL-BS	BGX20HL-5
1000	CBX1000 (Opt.)	81	12	18	BB18L-A	BTX20HL-BS	BGX20HL-5
1000	CBX1000 Super Sport	79→82	12	18	BB18L-A	BTX20HL-BS	BGX20HL-5
1000	CBX1000 Super Sport (Opt)	82	12	20	B50-N18L-A	BTX18L-BS	
1000	GoldWing / GL1000, LTD, K	75→79	12	20	B50-N18L-A	BTX18L-BS	
1000	RVT1000R RC51	00→06	12	11	BTZ12S		BGZ12S
1000	VF1000F Bold r	85	12	16	BB16B-A		
1000	VF1000F Interceptor	84→85	12	16	BB16B-A		
1000	VF1000R, F	84→86	12	16	BB16B-A		
1000	VTR1000 F	01→	12	11	BTZ12S		BGZ12S
1000	VTR1000 F	97→00	12	10	BTX12-BS		BGX12-5
1000	VTR1000F Super Hawk	01→05	12	11	BTZ12S		BGZ12S

(1) OEM Fitment (2) Suggested Upgrade by BS • See Cross Reference Chart page 18 for other Upgrade possibilities



cc	 	Year	V	Ah	Battery Type ¹	Upgrade by BS ²	GEL by BS
1000	VTR1000F Super Hawk	97→00	12	10	BTX12-BS		BGX12-5
1000	VTR1000SP	00→	12	11	BTZ12S		BGZ12S
1000	VTR1000SP II	04	12	10	BTX12-BS		BGX12-5
1000	XL1000V VARADERO	-	12	17	BTX20A-BS		BGX20CH-5
1100	CB1100	09→	12	11.2	BTZ14S		BGZ14S
1100	CB1100F Bold r, R, R II	81→83	12	14	BB14L-A2	BTX14AHL-BS	BGX14AHL-5
1100	CB1100F Super Sport	83	12	14	BB14L-A2	BTX14AHL-BS	BGX14AHL-5
1100	CB1100SF	00→01	12	10	BTX12-BS		BGX12-5
1100	CBR1100 XX	01→06	12	11	BTZ12S		BGZ12S
1100	CBR1100 XX Blackbird	97→00	12	10	BTX12-BS		BGX12-5
1100	GoldWing / GL1100	80→83	12	20	B50-N18L-A	BTX18L-BS	
1100	GL1100 I Interstate	80→83	12	20	B50-N18L-A	BTX18L-BS	
1100	GoldWing / GL1100, D	80→83	12	20	B50-N18L-A	BTX18L-BS	
1100	GL1100A Aspencade	80→83	12	20	B50-N18L-A	BTX18L-BS	
1100	ST1100, A Police, Pan Eur.	90→01	12	12	BTX14-BS	BTX14H-BS	BGX14-5
1100	ST1100, ABS-TCS, 1100A	91→02	12	12	BTX14-BS	BTX14H-BS	BGX14-5
1100	VF1100C V65 Magna	83→86	12	18	BB18-A	BTX20H-BS	BGX20H-5
1100	VF1100S V65 Sabre	84→85	12	18	BB18L-A	BTX20HL-BS	BGX20HL-5
1100	VT1100 C II	95→00	12	16	HBB16A-AB		
1100	VT1100 C, C II Shadow	85→96	12	16	HBB16A-AB		
1100	VT1100 C2 Shadow Sabre	00→04	12	12	BTX14-BS	BTX14H-BS	BGX14-5
1100	VT1100C Shadow Spirit	85→97	12	16	HBB16A-AB		
1100	VT1100C, C3, T Shadow (Spirit, Aero, A. C. E. Tourer)	98→00	12	11.2	BTZ14S		BGZ14S
1100	VT1100C, C3, T Shadow (Spirit, Aero, A. C. E. Tourer)	01→07	12	12	BTX14-BS	BTX14H-BS	BGX14-5
1100	VT1100C2 Shadow A. C. E.	95→99	12	16	HBB16A-AB		
1100	VT1100C2 Shadow Sabre	00→07	12	12	BTX14-BS	BTX14H-BS	BGX14-5
1200	GL1200 Aspencade	84→87	12	20	B50-N18L-A	BTX18L-BS	
1200	GoldWing / GL1200	84→87	12	20	B50-N18L-A	BTX18L-BS	
1200	GL1200 I/A	86→87	12	20	B50-N18L-A	BTX18L-BS	
1200	GL1200 SEI	86	12	20	B50-N18L-A	BTX18L-BS	
1200	VFR1200F	09→	12	11.2	BTZ14S		BGZ14S
1300	CB1300 Super Four	01→	12	11.2	BTZ14S		BGZ14S
1300	CB1300DC X4 Type LD	01→	12	12	BTX14-BS	BTX14H-BS	BGX14-5
1300	Pan-European	04	12	11.2	BTZ14S		BGZ14S
1300	ST1300, A, P, ABS	03→	12	11.2	BTZ14S		BGZ14S
1300	STX1300	02→08	12	11.2	BTZ14S		BGZ14S
1300	VT1300CS, CR, CXA	09→	12	11.2	BTZ14S		BGZ14S
1300	VT1300CS, CR, CXA Fury	09→	12	11.2	BTZ14S		BGZ14S
1300	VTX1300C, R, S, Retro	03→	12	12	BTX14-BS	BTX14H-BS	BGX14-5
1300	VTX1300R, S, C	05	12	12	BTX14-BS	BTX14H-BS	BGX14-5
1300	VTX1300C, R, S, retro	03→10	12	12	BTX14-BS	BTX14H-BS	BGX14-5
1300	X4	01→	12	12	BTX14-BS	BTX14H-BS	BGX14-5
1500	GL1500 A Aspencade	95→97	12	20	B50-N18L-A3	BTX24HL-BS	
1500	GL1500 C (F6C)	97→01	12	12	BTX14-BS	BTX14H-BS	BGX14-5
1500	GoldWing / GL1500	88→00	12	20	B50-N18L-A3	BTX24HL-BS	
1500	GoldWing Inter. / GL1500 I	91→96	12	20	B50-N18L-A3	BTX24HL-BS	
1500	GoldWing SE / GL1500 SE	91→00	12	20	B50-N18L-A3	BTX24HL-BS	
1500	GL1500 Valkyrie	97→03	12	12	BTX14-BS	BTX14H-BS	BGX14-5
1800	GL1800 GoldWing, A GoldWing	01→08	12	18	BTX20L-BS	BTX20HL-BS	BGX20HL-5

(1) OEM Fitment (2) Suggested Upgrade by BS • See Cross Reference Chart page 18 for other Upgrade possibilities

HONDA

cc	 	Year	V	Ah	Battery Type ¹	Upgrade by BS ²	GEL by BS
1800	GL1800 Goldwing	08→	12	18	BTX20L-BS	<i>BTX20HL-BS</i>	<i>BGX20HL-5</i>
1800	NRX1800 Valkyrie Rune	04→05	12	18	BTX20L-BS	<i>BTX20HL-BS</i>	<i>BGX20HL-5</i>
1800	VTX 1800C, F, N, R Retro, S	02→	12	18	BTX20L-BS	<i>BTX20HL-BS</i>	<i>BGX20HL-5</i>
HUSABERG							
50	All Electric Start Models	01→02	12	4	BTX5L-BS		<i>BGX5L-5</i>
50	All Electric Start Models	97→00	12	8	BTX9-BS		<i>BGX9-5</i>
350	FC350	95→08	12	6	BTZ7S		<i>BGZ7S</i>
350	FE350	95→08	12	6	BTZ7S		<i>BGZ7S</i>
350	MC350	91→08	12	6	BTZ7S		<i>BGZ7S</i>
350	TE350	91→08	12	6	BTZ7S		<i>BGZ7S</i>
400	FC400	96→08	12	6	BTZ7S		<i>BGZ7S</i>
400	FE400	96→08	12	6	BTZ7S		<i>BGZ7S</i>
450	FE450e/6	-	12	6	BTZ7S		<i>BGZ7S</i>
450	FS450e/6	-	12	6	BTZ7S		<i>BGZ7S</i>
550	FC550	96→08	12	6	BTZ7S		<i>BGZ7S</i>
550	FE550e/6	96→08	12	6	BTZ7S		<i>BGZ7S</i>
600	FC600	96→08	12	6	BTZ7S		<i>BGZ7S</i>
600	FE600	96→08	12	6	BTZ7S		<i>BGZ7S</i>
650	FE650e/6	-	12	6	BTZ7S		<i>BGZ7S</i>
650	FS650e/6	-	12	6	BTZ7S		<i>BGZ7S</i>
HUSQVARNA							
125	WR	95→08	6	11	6N11A-1B		
125	SM125S	10→	12	3	BT4L-BS		<i>BGX4L-5</i>
125	WRE125	00→	12	3	BT4L-BS		<i>BGX4L-5</i>
250	CR250	95→08	12	6	BTZ7S		<i>BGZ7S</i>
250	TE250	01→08	12	6	BTZ7S		<i>BGZ7S</i>
250	TE-SM	05	12	6	BTZ7S		<i>BGZ7S</i>
250	SWR250	91→08	12	6	BTZ7S		<i>BGZ7S</i>
250	WR250 GS	91→08	12	6	BTZ7S		<i>BGZ7S</i>
260	WRK260	88→08	12	6	BTZ7S		<i>BGZ7S</i>
350	TE350	95→08	12	6	BTZ7S		<i>BGZ7S</i>
350	WR360	95→08	12	6	BTZ7S		<i>BGZ7S</i>
450	SM450 R	-	12	3	BT4L-BS		<i>BGX4L-5</i>
450	TE-SM	05	12	6	BTZ7S		<i>BGZ7S</i>
510	TE-SM	05	12	6	BTZ7S		<i>BGZ7S</i>
510	TE510	91→08	12	6	BTZ7S		<i>BGZ7S</i>
750	Aviamento, GT	-	12	30 (20Hr)	53030		
800	S, SS	-	12	28	B60-N24L-A		
900	GT	-	12	28	B60-N24L-A		
1100	Grand Prix	-	12	28	B60-N24L-A		
HYOSUNG MOTORS							
50	SB Super Cab, SD50 Sense	-	12	3	BTX4L-BS		<i>BGX4L-5</i>
50	SF50 Prima	-	12	3	BTX4L-BS		<i>BGX4L-5</i>
100	EZ100	-	12	3	BTX4L-BS		<i>BGX4L-5</i>
100	Cab 100	04→05	12	3	BTX4L-BS		<i>BGX4L-5</i>
125	Aquila125	00→08	12	6	BTX7A-BS		<i>BGX7A-5</i>
125	Exeed125	99→08	12	6	BTX7A-BS		<i>BGX7A-5</i>
125	GT125 Comet	09→10	12	6	BTX7A-BS		<i>BGX7A-5</i>
125	Karion125	00→08	12	6	BTX7A-BS		<i>BGX7A-5</i>

(1) OEM Fitment (2) Suggested Upgrade by BS • See Cross Reference Chart page 18 for other Upgrade possibilities

cc	 	Year	V	Ah	Battery Type ¹	Upgrade by BS ²	GEL by BS
125	XR125	99→08	12	6	BTX7A-BS		BGX7A-5
250	Aquila250	00→08	12	12	BTX14-BS	BTX14H-BS	BGX14-5
250	GT250 Comet	02→08	12	12	BTX14-BS	BTX14H-BS	BGX14-5
250	GT250, R	09→	12	12	BTX14-BS	BTX14H-BS	BGX14-5
250	GV250	09→	12	12	BTX14-BS	BTX14H-BS	BGX14-5
250	NS3-250	09→	12	8	BTX9-BS		BGX9-5
600	Comet600	00→08	12	12	BTX14-BS	BTX14H-BS	BGX14-5
650	GT650, R, S	09→	12	12	BTX14-BS	BTX14H-BS	BGX14-5
650	GV650, SE	09→	12	12	BTX14-BS	BTX14H-BS	BGX14-5
700	ST7	10→	12	12	BT14B-BS		BG14B-4
INDIAN							
1442	Scout, Spirit	02→03	12	18	BTX20-BS	BTX20H-BS	BGX20H-5
1638	Chief	02→03	12	21	BTX24HL-BS		BGX24HL-5
1638	All Models	99→01	12	18	BTX20-BS	BTX20H-BS	BGX20H-5
INNOCENTI							
125	Lambretta LI/DL	-	6	11	6N11A-3A		
150	Lambretta LI/DL	-	6	11	6N11A-3A		
175	Lambretta LI/DL	-	6	11	6N11A-3A		
175	Lambro FL1	-	12	28	B60-N24L-A		
200	Lambro FL1	-	12	28	B60-N24L-A		
450	Lambro	-	12	28	B60-N24L-A		
550	Lambro	-	12	28	B60-N24L-A		
600	Lambro	-	12	28	B60-N24L-A		
ITALJET							
50	Adly	-	12	5	BB5L-B	BT5A-3	BG5L-B
50	Bazooka, 2	-	12	4	BB4L-B	BT4A-3	BG4L-B
50	Cruise	-	12	4	BB4L-B	BT4A-3	BG4L-B
50	Dragster	97	12	4	BB4L-B	BT4A-3	BG4L-B
50	Formula	95→	12	4	BB4L-B	BT4A-3	BG4L-B
50	Pista	-	12	4	BB4L-B	BT4A-3	BG4L-B
50	Reporter	-	12	4	BB4L-B	BT4A-3	BG4L-B
50	Scoop	-	12	4	BB4L-B	BT4A-3	BG4L-B
50	Torpedo	97→	12	4	BB4L-B	BT4A-3	BG4L-B
50	Velocifero	95→	12	4	BB4L-B	BT4A-3	BG4L-B
125	Dragster	99	12	11	BB10L-B	BT10-3	BG10L-BP
125	Formula	97→	12	9	BB9-B	BT9A-BS	BG9-B
125	Jack	07→08	12	9	BB9-B	BT9A-BS	BG9-B
125	Jet Set	97→08	12	9	BB9-B	BT9A-BS	BG9-B
125	Jupiter	97→08	12	9	BB9-B	BT9A-BS	BG9-B
125	Millenium	-	12	6	BTX7A-BS		BGX7A-5
125	Torpedo	99	12	9	BB9-B	BT9A-BS	BG9-B
125	Torpedo 4T	00→04	12	9	BB9-B	BT9A-BS	BG9-B
150	Millenium	-	12	6	BTX7A-BS		BGX7A-5
150	Torpedo	-	12	9	BB9-B	BT9A-BS	BG9-B
180	Dragster	99→	12	12	BTX14-BS	BTX14H-BS	BGX14-5
JIALING HONDA							
90	JH90	-	12	5	BB5L-B	BT5A-3	BG5L-B
125	CB125T,X	-	12	9	12N9-4B-1	BT9A-BS	BG9-B
125	CG125	-	12	9	12N9-4B-1	BT9A-BS	BG9-B

(1) OEM Fitment (2) Suggested Upgrade by BS • See Cross Reference Chart page 18 for other Upgrade possibilities

JIALING HONDA

cc	 	Year	V	Ah	Battery Type ¹	Upgrade by BS ²	GEL by BS
125	CH125	-	12	9	12N9-4B-1	BT9A-BS	BG9-B
125	CM125	-	12	9	12N9-4B-1	BT9A-BS	BG9-B
125	JH125	-	12	7	12N7-4B		
125	JH125D	-	12	7	12N7-3B	BB7L-B	
150	JH150T	-	12	6	BTX7A-BS		BGX7A-5
JIANGMEN DIHAO							
100	110-4,6	-	12	5	BB5L-B	BT5A-3	BG5L-B
125	125T-2C	-	12	8	BTX9-BS		BGX9-5
125	125T-A,B,C,D	-	12	6	BTX7A-BS		BGX7A-5
125	CG125-4,4A,9,9A	-	12	9	BB9L-A2		
125	CG125-7	-	12	9	12N9-4B-1	BT9A-BS	BG9-B
125	HN125-3	-	12	9	12N9-4B-1	BT9A-BS	BG9-B
125	HN125-3A	-	12	9	BB9L-A2		
150	150-2	-	12	7	12N7A-3A		
150	150-6,7,8	-	12	9	12N9-4B-1	BT9A-BS	BG9-B
150	150J-5A,8A	-	12	9	12N9-4B-1	BT9A-BS	BG9-B
150	CG150-3	-	12	6	BTX7L-BS		BGX7L-5
JIANSHE YAMAHA							
90	JYM90	-	12	3	BTX4L-BS		BGX4L-5
100	5WY	-	12	4	BTX5L-BS		BGX5L-5
100	JOG	-	12	4	BTX5L-BS		BGX5L-5
125	27S	-	12	6	BTX7L-BS		BGX7L-5
125	4KL	-	12	6	BTX7A-BS		BGX7A-5
125	JYM125	-	12	5	BB5L-B	BT5A-3	BG5L-B
125	3D92	-	12	6	BTX7L-BS		BGX7L-5
150	QS150TFB	-	12	6	BTX7A-BS		BGX7A-5
JINAN SUZUKI							
100	QS100TB	ALL	12	6	BTX7A-BS		BGX7A-5
110	GM110	ALL	12	5	BB5L-B	BT5A-3	BG5L-B
110	QS110L.QS110LS.QS110F	ALL	12	5	BB5L-B	BT5A-3	BG5L-B
110	FD110	ALL	12	5	BB5L-B	BT5A-3	BG5L-B
125	QS125-3B.GS125GC	ALL	12	7	12N7-4A	BB7-A	
125	QS125-5.QS125-5C	ALL	12	7	12N7A-3A		
125	QS125T-2	ALL	12	6	BTX7A-BS		BGX7A-5
125	GS125	ALL	12	8	BB7-A		
125	GSX125	ALL	12	7	12N7-4A	BB7-A	
125	GZ125	ALL	12	6	BTX7L-BS		BGX7L-5
150	QS150TFB	ALL	12	6	BTX7A-BS		BGX7A-5
KAWASAKI							
50	MX50A	→95	6	6	6N6-1D-2		
50	MX50B, B2	→98	12	2,5	BB2.5L-C-2		
80	AE80, AR80A	→98	6	6	6N6-1D-2		
80	AR80 C2-C8	-	6	6	6N6-1D-2		
80	KMX80	88→	6	6	6N6-1D-2		
80	MX80B	→98	12	2,5	BB2.5L-C-2		
90	AN90B	→95	12	5,5	12N5.5A-3B		
100	KE100 B16-B17	82→	6	6	6N6-1D-2		
100	KE100, B1-B15 (EU)	-	6	4	6N4-2A-5		
100	KE100A, KM100A	76→78	6	4	6N4-2A-5		

(1) OEM Fitment (2) Suggested Upgrade by BS • See Cross Reference Chart page 18 for other Upgrade possibilities

cc	 	Year	V	Ah	Battery Type ¹	Upgrade by BS ²	GEL by BS
100	KE100A, KM100A	79→81	6	6	6N6-1D-2		
100	KE100-B	82→01	6	6	6N6-1D-2		
100	KH100 G5-G8	-	6	6	6N6-3B-1		
100	KH100-B	76→77	6	4	6N4-2A-5		
100	KH100H	→95	6	6	6N6-3B-1		
100	KM100	→92	6	6	6N6-1D-2		
100	KM100-A	76→78	6	4	6N4-2A-5		
100	KM100-A	79→81	6	6	6N6-1D-2		
100	KV100-A	76	6	4	6N4-2A-5		
110	KSR110	05→	12	3	BTX4L-BS		BGX4L-5
120	C2SS RoadRunner	67→69	6	4	6N4-2A-3		
120	C2TR RoadRunner	67→69	6	4	6N4-2A-3		
125	AR125 A1A-A8	-	12	5	12N5-3B	BT5A-3	BG5L-B
125	AR125 B1-B8	-	12	5	12N5-3B	BT5A-3	BG5L-B
125	AR125 S	-	12	5	12N5-3B	BT5A-3	BG5L-B
125	BN125	01→07	12	9	BB9-B	BT9A-BS	BG9-B
125	BN125 Eliminator	01→10	12	9	BB9-B	BT9A-BS	BG9-B
125	BN125 A1-A2 Eliminator	01→04	12	9	BB9-B	BT9A-BS	BG9-B
125	F6 Series	71→73	6	4	6N4-2A-5		
125	K125K	→94	6	6	6N6-3B-1		
125	K125-K7	→94	12	3	BB3L-B	BT3A-3	BG3L-A
125	KLX, KLX D-Tracker	10→	12	6	BTX7L-BS		BGX7L-5
125	KDX125 A1-A4, SR	94→95	12	3	BB3L-A	BT3A-3	BG3L-A
125	KDX125 B1-B4	-	12	3	BB3L-A	BT3A-3	BG3L-A
125	KE125 A8-A12	→95	6	6	6N6-1D-2		
125	KE125-A	76→83	6	6	6N6-1D-2		
125	KH125 K1-K6	-	6	6	6N6-3B-1		
125	KH125 K7, K10	-	12	3	BB3L-B	BT3A-3	BG3L-A
125	KH125 L1	-	6	6	6N6-3B-1		
125	KMX125 A1-A8, A11	86→02	12	4	BB4L-B	BT4A-3	BG4L-B
125	KMX125 B1-B9	91→	12	4	BB4L-B	BT4A-3	BG4L-B
125	KS125 Series	74→75	6	6	6N6-1D-2		
175	F7 Series	71→75	6	4	6N4-2A-5		
175	KDX175 B	→92	6	4	6N4B-2A		
175	KE175 B	76→78	6	6	6N6-1D-2		
175	KE175 D, F	→92	6	6	6N6-1D-2		
200	KDX200 B1-B2	→92	12	3	BB3L-A	BT3A-3	BG3L-A
200	KMX200 A2-A5	→97	12	4	BB4L-B	BT4A-3	BG4L-B
200	KZ200 A, C	→95	12	11	BB10L-B	BT10-3	BG10L-BP
250	250TR	02→	12	6	BTX7L-BS		BGX7L-5
250	A1 Series	66→71	12	9	12N9-4B-1	BT9A-BS	BG9-B
250	D-Tracker	02→	12	6	BTX7L-BS		BGX7L-5
250	EL250 A, B, C Eliminator	91→96	12	6	BTX7L-BS		BGX7L-5
250	EL250 D, E, F	-	12	9	BB9L-A2		
250	EL250, HS	88→93	12	9	BB9L-A2		
250	EL252	96→02	12	9	BB9L-A2		
250	ER250 A	→95	12	9	BB9L-B		
250	ER250 B2-B3	83→84	12	9	BB9L-B		
250	Estrella-BJ250 A2,A3,C2,C3	92→	12	8	BTX9-BS		BGX9-5

(1) OEM Fitment (2) Suggested Upgrade by BS • See Cross Reference Chart page 18 for other Upgrade possibilities

KAWASAKI

cc	 	Year	V	Ah	Battery Type ¹	Upgrade by BS ²	GEL by BS
250	EX250 Ninja	86→94	12	9	BB9L-A2		
250	EX250 Ninja	95→07	12	6	BTX7L-BS		BGX7L-5
250	EX250 Ninja 250R	08→	12	6	BTX7A-BS		BGX7A-5
250	F4 Series	69→70	12	5,5	12N5.5-4A		
250	F8 Series	71→72	6	2	6N2-2A-3		
250	F11 Series	73→75	6	4	6N4B-2A-3		
250	GPX250R EX250 F2-F8	87→	12	9	BB9L-A2		
250	GPX250R-II (EX250G1)	88→	12	9	BB9L-A2		
250	GPZ250 EX250H1-H4	83→	12	9	BB9L-A2		
250	GPZ250R EX250 F9-F13	95→	12	6	BTX7L-BS		BGX7L-5
250	GPZ250R EX250 H5-H9	95→	12	6	BTX7L-BS		BGX7L-5
250	KE250 B	77→79	6	6	6N6-1D-2		
250	KH250 A	77	12	5,5	12N5.5-4A		
250	KH250 B	76→77	12	5,5	12N5.5-3B		
250	KH250-A	76	12	5,5	12N5.5-4A		
250	KL250	78→84	6	6	6N6-1D-2		
250	KL250 A	78→82	6	6	6N6-1D-2		
250	KL250 D2-D16	-	12	4	BB4L-B	BT4A-3	BG4L-B
250	KL250 Super Sherpa	00→04	12	6	BTX7L-BS		BGX7L-5
250	KL250 Super Sherpa	09→10	12	6	BTX7L-BS		BGX7L-5
250	KL250C	83→84	6	6	6N6-1D-2		
250	KL250-D KLR	85→05	12	4	BB4L-A	BT4A-3	BG4L-B
250	KL250G, H Super Sherpa	00→04	12	6	BTX7L-BS		BGX7L-5
250	KLE250 Anheho (LE250A)	→97	12	6	BTX7L-BS		BGX7L-5
250	KLR250 D-KL250D	85→04	12	4	BB4L-A	BT4A-3	BG4L-B
250	KLX250 B	82→83	6	4	6N4B-2A		
250	KLX250ES G1/G2	94→95	12	6	BTX7L-BS		BGX7L-5
250	KLX250S, SF	06→	12	6	BTX7L-BS		BGX7L-5
250	KR250 B, C, KR, 1S	→92	12	4	BB4L-B	BT4A-3	BG4L-B
250	KZ250 A	79→82	12	11	BB10L-A2		BG10L-A2
250	KZ250 CSR, LTD	80→83	12	10	12N10-3A-2	BB10L-A2	BG10L-A2
250	KZ250 W LTD	83→95	12	11	BB10L-A2		BG10L-A2
250	KZ250C	80→82	12	11	BB10L-A2		BG10L-A2
250	KZ250D LTD	80	12	11	BB10L-A2		BG10L-A2
250	KZ250G LTD	81→82	12	11	BB10L-A2		BG10L-A2
250	KZ250L CSR	82	12	11	BB10L-A2		BG10L-A2
250	LTD250	80→81	12	11	BB10L-A2		BG10L-A2
250	LX250 G, F	95	12	11	BB10L-A2		BG10L-A2
250	S1 Series	73→75	12	5,5	12N5.5-4A		
250	Z250 A, C, J, LTD	→92	12	11	BB10L-A2		BG10L-A2
250	Z250 GP C1	81	12	9	BB9L-A2		
250	ZR250A, B Balius	91→	12	6	BTX7L-BS		BGX7L-5
250	ZXR250, R (ZX250A,C)	90→	12	9	BB9L-A2		
250	ZZ-R (EX250H)	90→93	12	9	BB9L-A2		
250	ZZ-R (EX250H)	99→02	12	6	BTX7L-BS		BGX7L-5
305	EX305 A1, B GP	83	12	9	BB9L-A2		
305	GPZ305, Beld Drive	83	12	9	BB9L-A2		
305	KZ305 A CSR, LTD	81→88	12	11	BB10L-A2		BG10L-A2
305	KZ305B CSR	82	12	11	BB10L-A2		BG10L-A2

(1) OEM Fitment (2) Suggested Upgrade by BS • See Cross Reference Chart page 18 for other Upgrade possibilities

cc	 	Year	V	Ah	Battery Type ¹	Upgrade by BS ²	GEL by BS
305	KZ305B LTD	87→88	12	11	BB10L-A2		BG10L-A2
305	LTD305	87	12	11	BB10L-A2		BG10L-A2
305	Z305 (CSR305)	88	12	11	BB10L-A2		BG10L-A2
350	A7 Series	66→71	12	9	12N9-4B-1	BT9A-BS	BG9-B
350	F5 Series	70→71	6	2	6N2-2A-3		
350	F9 Series	72	6	2	6N2-2A-3		
350	F9 Series	73→75	6	4	6N4B-2A-3		
350	S2 Series	72→73	12	5,5	12N5.5-4A		
400	400 KH400-A	76→78	12	5,5	12N5.5-4A		
400	EN400, -Twin	94	12	12	BB12A-A		
400	EN400B Vulcan	95	12	12	BB12A-A		
400	EX4 (EX400 A2/A3, B)	94	12	14	BB14L-A2	BTX14AHL-BS	BGX14AHL-5
400	FX400R (ZX400A)	-	12	12	BB12A-A		
400	FX400R (ZX400C2-C4, D)	-	12	12	BB12A-A		
400	GPX400R (ZX400F)	-	12	12	BB12A-A		
400	GPZ400F-II (KZ400M)	83→	12	12	BB12A-A		
400	GPZ400R (ZX400D)	85→87	12	12	BB12A-A		
400	GPZ400S (EX400A)	-	12	14	BB14L-A2	BTX14AHL-BS	BGX14AHL-5
400	KH400	92	12	5,5	12N5.5-3B		
400	KH400A	76→78	12	5,5	12N5.5-4A		
400	KLE400 (LE400A)	91→	12	10	BTX12-BS		BGX12-5
400	KLX400R, KLX400SR	03→04	12	6.5	BT7B-BS		BG7B-4
400	KX400H	79	12	12	BB12A-A		
400	KZ400 Deluxe	77→79	12	12	12N12A-4A-1	BB12A-A	
400	KZ400A Delux	77→78	12	12	12N12A-4A-1	BB12A-A	
400	KZ400-aS	75→77	12	5,5	12N5.5-4A		
400	KZ400C, S	75→	12	5,5	12N5.5-4A		
400	KZ400-D, H	74→79	12	12	12N12A-4A-1	BB12A-A	
400	KZ400J	80→82	12	12	BB12A-A		
400	Mach II	-	12	5,5	12N5.5-4B		
400	S3 Series	74→75	12	5,5	12N5.5-4A		
400	VN400A, C Vulcan	95→	12	10	BTX12-BS		BGX12-5
400	Z400 Custom (KZ400B)	78→	12	12	BB12A-A		
400	Z400 F ZR400B	84	12	12	BB12A-A		
400	Z400F-II (ZX400C)	91→	12	12	BB12A-A		
400	Z400FX (KZ400E)	77→79	12	12	BB12A-A		
400	Z400GP (ZX400A)	-	12	12	BB12A-A		
400	Z400LTD, -II, (KZ400H,K)	-	12	12	12N12A-4A-1	BB12A-A	
400	ZL400, A1 Eliminator	86→	12	12	BB12A-A		
400	ZR400 B1	-	12	12	BB12A-A		
400	ZR400C, G Zephyr	→93	12	12	BB12A-A		
400	ZR400C, G Zephyr	93→	12	10	BTX12-BS		BGX12-5
400	ZR400D Xanthus	92→	12	8	BTX9-BS		BGX9-5
400	ZRX, -II, (ZR400E,F,D)	95→	12	8	BTX9-BS		BGX9-5
400	ZX-4 (ZX400G)	-	12	12	BB12A-A		
400	ZX400H	92	12	12	BB12A-A		
400	ZXR400, R (ZX400L,H)	91	12	12	BB12A-A		
400	ZXR400, R (ZX400M, L)	92→02	12	8	BTX9-BS		BGX9-5
400	ZZ-R400 (ZX400K)	→92	12	12	BB12A-A		

(1) OEM Fitment (2) Suggested Upgrade by BS • See Cross Reference Chart page 18 for other Upgrade possibilities

KAWASAKI

cc	 	Year	V	Ah	Battery Type ¹	Upgrade by BS ²	GEL by BS
400	ZZ-R400 (ZX400N)	93→	12	10	BTX12-BS		BGX12-5
440	KZ440	80→84	12	12	BB12A-A		
440	LTD440	80→	12	12	BB12A-A		
440	Z440, A, B, C, H, LTD	80→85	12	12	BB12A-A		
450	EN450-A 454 LTD	85→90	12	12	BB12A-A		
450	KX450 F	06→08	12	6	BTZ7S		BGZ7S
450	KLX450R	08→10	12	6	BTZ7S		BGZ7S
450	Z450 LTD	87→89	12	12	BB12A-A		
500	EN500 LTD	90→95	12	12	BB12A-A		
500	EN500-A Vulcan	90→96	12	12	BB12A-A		
500	EN500-C Vulcan LTD	96→10	12	12	BB12AL-A2		
500	EN500D Ninja 500R	94→04	12	14	BB14L-A2	BTX14AHL-BS	BGX14AHL-5
500	ER5 (ER500A, B)	97→	12	10	BTX12-BS		BGX12-5
500	ER525KW	97→01	12	10	BTX12-BS		BGX12-5
500	ER537KW	97→01	12	10	BTX12-BS		BGX12-5
500	EX500	87→98	12	14	BB14L-A2	BTX14AHL-BS	BGX14AHL-5
500	EX500-A	87→93	12	14	BB14L-A2	BTX14AHL-BS	BGX14AHL-5
500	EX500-D Ninja 500R	94→10	12	14	BB14L-A2	BTX14AHL-BS	BGX14AHL-5
500	GPZ500S (EN500D, E, F)	87→02	12	14	BB14L-A2	BTX14AHL-BS	BGX14AHL-5
500	H1 Series	69→72	12	9	12N9-4B-1	BT9A-BS	BG9-B
500	H1 Series	73→75	12	9	12N9-3B	BB9L-B	
500	KH500-A	76	12	9	12N9-3B	BB9L-B	
500	KLE500 (LE500)	91→02	12	10	BTX12-BS		BGX12-5
500	KZ500B	79→80	12	12	BB12A-A		
500	Ninja500 R	95→	12	14	BB14L-A2	BTX14AHL-BS	BGX14AHL-5
500	Z500, B, LTD	-	12	12	BB12A-A		
550	GPZ550	82→87	12	12	BB12A-A		
550	GPZ550E/L	-	12	12	BB12A-A		
550	GT550	89→93	12	12	BB12A-A		
550	KZ550, LTD, GP	80→83	12	12	BB12A-A		
550	KZ550B, G, LTD, GP	79→89	12	12	BB12A-A		
550	KZ550-F LTD	84	12	12	BB12A-A		
550	KZ550-F Spectre	83	12	12	BB12A-A		
550	KZ550-H GP	82→83	12	12	BB12A-A		
550	LTD550 C1	80	12	12	BB12A-A		
550	LTD550 C2	81	12	12	BB12A-A		
550	LTD550 C3	82	12	12	BB12A-A		
550	LTD550 C4	83	12	12	BB12A-A		
550	VLE500A	91	12	10	BTX12-BS		BGX12-5
550	ZF550	-	12	12	BB12A-A		
550	ZR550A	83	12	12	BB12A-A		
550	ZR550B Zephyr	94→97	12	10	BTX12-BS		BGX12-5
550	ZR550B Zephyr	90→93	12	12	BB12A-A		
550	ZX550A GPZ	84→89	12	12	BB12A-A		
550	ZZ-R500 Ninja (ZX500D)	→98	12	10	BTX12-BS		BGX12-5
600	GPX600C Warbird	88→94	12	12	BB12A-A		
600	GPZ600E/L	-	12	12	BB12A-A		
600	GPZ600R (ZX600A)	87→88	12	12	BB12A-A		
600	KL600A KLR (Kick start)	89→90	12	4	BB4L-B	BT4A-3	BG4L-B

(1) OEM Fitment (2) Suggested Upgrade by BS • See Cross Reference Chart page 18 for other Upgrade possibilities



cc	 	Year	V	Ah	Battery Type ¹	Upgrade by BS ²	GEL by BS
600	KL600A KLR (Kick start)	90→91	12	4	BB4L-A	BT4A-3	BG4L-B
600	KL600-B KLR	85→86	12	14	BB14L-A2	BTX14AHL-BS	BGX14AHL-5
600	KL600R, KLR600 (KL600B)	85→88	12	14	BB14L-A2	BTX14AHL-BS	BGX14AHL-5
600	ZL600A Eliminator	86→87	12	12	BB12A-A		
600	ZL600B Eliminator	95→96	12	12	BB12A-A		
600	ZX600 G/H/R	95→97	12	10	BTX12-BS		BGX12-5
600	ZX600-A, B, C, D Ninja	85→96	12	12	BB12A-A		
600	ZX600D ZZR	90→92	12	12	BB12A-A		
600	ZX600E ZZR Ninja	93→02	12	10	BTX12-BS		BGX12-5
600	ZX600-E, F Ninja ZX-6, 6R	93→02	12	10	BTX12-BS		BGX12-5
600	ZX600F ZX-6R Ninja	95→98	12	10	BTX12-BS		BGX12-5
600	ZX600-FA Ninja ZX-6R	08→	12	8	BTX9-BS		BGX9-5
600	ZX600-G, J Ninja ZX-6R	98→08	12	8	BTX9-BS		BGX9-5
600	ZX600-K, M, N Ninja ZX-6RR	03→06	12	8	BTX9-BS		BGX9-5
600	ZX-6R Ninja (ZX636A)	03→	12	8	BTX9-BS		BGX9-5
600	ZZR600	05→08	12	8	BTX9-BS		BGX9-5
600	ZZR600	02→04	12	10	BTX12-BS		BGX12-5
600	ZZR600	98→02	12	8	BTX9-BS		BGX9-5
636	ZX636-B, C Ninja ZX-6R	03→06	12	8	BTX9-BS		BGX9-5
650	EJ650	99→00	12	12	BTX14-BS	BTX14H-BS	BGX14-5
650	ER6, F, N	06→	12	10	BTX12-BS		BGX12-5
650	ER6N	09→	12	10	BTX12-BS		BGX12-5
650	ER650-A, B	06	12	10	BTX12-BS		BGX12-5
650	GPZ650R	92	12	12	BB12A-A		
650	KL650-A, E, KLR	87→	12	14	BB14L-A2	BTX14AHL-BS	BGX14AHL-5
650	KL650-B Tengai	90→91	12	14	BB14L-A2	BTX14AHL-BS	BGX14AHL-5
650	KLE650, A, B (Versys)	06→	12	10	BTX12-BS		BGX12-5
650	KLE650 Versys	08→	12	10	BTX12-BS		BGX12-5
650	KLR650 (KL650A)	87→91	12	14	BB14L-A2	BTX14AHL-BS	BGX14AHL-5
650	KLR650C	95→02	12	14	BB14L-A2	BTX14AHL-BS	BGX14AHL-5
650	KLX650C, R	93→96	12	8	BTX9-BS		BGX9-5
650	KLX650 (LX650C)	93→95	12	8	BTX9-BS		BGX9-5
650	KZ650 SR, LTD, Custom	77→80	12	10	12N10-3A-2	BB10L-A2	BG10L-A2
650	KZ650B	77→78	12	11	BB10L-A2		BG10L-A2
650	KZ650C, D SR, E LTD, F	78→83	12	11	BB10L-A2		BG10L-A2
650	KZ650-H CSR	81→83	12	12	BB12A-A		
650	Ninja 650R	06→	12	10	BTX12-BS		BGX12-5
650	Tengai	-	12	14	BB14L-A2	BTX14AHL-BS	BGX14AHL-5
650	Versys	07→	12	10	BTX12-BS		BGX12-5
650	W Series	66→70	12	7	12N7-3B	BB7L-B	
650	W650	00→02	12	12	BTX14-BS	BTX14H-BS	BGX14-5
650	Z650 SR	77→79	12	11	BB10L-A2		BG10L-A2
650	Z650B1/B2/ZBSR	-	12	11	BB10L-A2		BG10L-A2
700	KZ700-A	84	12	12	BB12A-A		
700	VN700-A Vulcan	85	12	14	BB14L-A2	BTX14AHL-BS	BGX14AHL-5
700	ZN700 LTD (ZN700A)	95	12	14	BB14L-A2	BTX14AHL-BS	BGX14AHL-5
700	ZN700-A LTD	84→85	12	14	BB14L-A2	BTX14AHL-BS	BGX14AHL-5
750	GPX750R (ZX750F)	87	12	14	BB14L-A2	BTX14AHL-BS	BGX14AHL-5
750	GPZ750, F (ZX750A, E)	83→85	12	14	SBB14L-A2		

(1) OEM Fitment (2) Suggested Upgrade by BS • See Cross Reference Chart page 18 for other Upgrade possibilities

KAWASAKI

cc	 	Year	V	Ah	Battery Type ¹	Upgrade by BS ²	GEL by BS
750	GPZ750A, E, G	92	12	14	BB14L-A2	<i>BTX14AHL-BS</i>	<i>BGX14AHL-5</i>
750	GPZ750R	92	12	12	BB12A-A		
750	GPZ750R Ninja (ZX750G)	85	12	14	BB14L-A2	<i>BTX14AHL-BS</i>	<i>BGX14AHL-5</i>
750	GT750	92	12	14	SBB14L-A2		
750	H2 Series	72→75	12	5,5	12N5.5-4A		
750	KZ750, LTD, CSR	76→79	12	14	SBB14L-A2		
750	KZ750 A	95	12	14	SBB14L-A2		
750	KZ750 B, G LTD	76→80	12	14	BB14L-A2	<i>BTX14AHL-BS</i>	<i>BGX14AHL-5</i>
750	KZ750 D	95	12	14	BB14L-A2	<i>BTX14AHL-BS</i>	<i>BGX14AHL-5</i>
750	KZ750-E, H, L LTD	80→83	12	12	BB12A-A		
750	KZ750-F LTD, Spectre	83	12	14	BB14L-A2	<i>BTX14AHL-BS</i>	<i>BGX14AHL-5</i>
750	KZ750 H LTD, L LTD, GP	80→83	12	12	BB12A-A		
750	KZ750 K LTD KI	83	12	14	BB14L-A2	<i>BTX14AHL-BS</i>	<i>BGX14AHL-5</i>
750	KZ750 K LTD, M CSR	82→84	12	14	SBB14L-A2		
750	KZ750-L Ninja K	93	12	8	BTX9-BS		<i>BGX9-5</i>
750	KZ750P GT	82→85	12	14	SBB14L-A2		
750	KZ750-R GP	82	12	12	BB12A-A		
750	KZ750 R L III-L IV	83→84	12	12	BB12A-A		
750	KZ750 Y LTD Y I-Y II	82→83	12	14	BB14L-A2	<i>BTX14AHL-BS</i>	<i>BGX14AHL-5</i>
750	VN750-A Vulcan	86→06	12	14	BB14L-A2	<i>BTX14AHL-BS</i>	<i>BGX14AHL-5</i>
750	Z750	06→	12	8	BTX9-BS		<i>BGX9-5</i>
750	ZN750-A LTD	84→85	12	14	BB14L-A2	<i>BTX14AHL-BS</i>	<i>BGX14AHL-5</i>
750	ZR-7, S (ZR750)	00→	12	10	BTX12-BS		<i>BGX12-5</i>
750	ZR750 (Z750S)	05→06	12	8	BTX9-BS		<i>BGX9-5</i>
750	ZR750-C Zephyr	91→94	12	10	BTX12-BS		<i>BGX12-5</i>
750	ZR750 C, D Zephyr F	99→02	12	10	BTX12-BS		<i>BGX12-5</i>
750	ZX750 Ninja ZX, 7RR	91→97	12	8	BTX9-BS		<i>BGX9-5</i>
750	ZX750-E Turbo, GPz	83→85	12	14	SBB14L-A2		
750	ZX750-F Ninja	87→90	12	14	BB14L-A2	<i>BTX14AHL-BS</i>	<i>BGX14AHL-5</i>
750	ZX750-H Ninja ZX-7	89	12	14	BB14L-A2	<i>BTX14AHL-BS</i>	<i>BGX14AHL-5</i>
750	ZX750-H Ninja ZX-7	90	12	12	BB12AL-A2		
750	ZX750H ZXR HI Stinger	89→92	12	14	BB14L-A2	<i>BTX14AHL-BS</i>	<i>BGX14AHL-5</i>
750	ZX750-J Ninja ZX-7	91→95	12	10	BTX12-BS		<i>BGX12-5</i>
750	ZX750-JI	91	12	12	BB12AL-A2		
750	ZX750-P Ninja ZX-7R	96→03	12	10	BTX12-BS		<i>BGX12-5</i>
750	ZX-7R, P Ninja	96→03	12	10	BTX12-BS		<i>BGX12-5</i>
750	ZX-7RR Ninja	96→97	12	8	BTX9-BS		<i>BGX9-5</i>
750	ZXR750 (ZX750H)	90	12	12	BB12AL-A2		
750	ZXR750 (ZX750L)	91→93	12	10	BTX12-BS		<i>BGX12-5</i>
750	ZXR750, R (ZX750J)	91→	12	8	BTX9-BS		<i>BGX9-5</i>
750	ZXR750R (ZX750K, M)	91→	12	10	BTX12-BS		<i>BGX12-5</i>
800	VN800 A	95→99	12	12	BTX14-BS	<i>BTX14H-BS</i>	<i>BGX14-5</i>
800	VN800 A Vulcan 800	95→96	12	12	BTX14-BS	<i>BTX14H-BS</i>	<i>BGX14-5</i>
800	VN800 Classic B	96→02	12	12	BTX14-BS	<i>BTX14H-BS</i>	<i>BGX14-5</i>
800	VN800 D	99→02	12	12	BTX14-BS	<i>BTX14H-BS</i>	<i>BGX14-5</i>
800	VN800-A, B, C, E Vulcan, Classic, Drifter	95→03	12	12	BTX14-BS	<i>BTX14H-BS</i>	<i>BGX14-5</i>
800	VN800-A, B, C, E Vulcan, Classic, Drifter	04→06	12	10	BTX12-BS		<i>BGX12-5</i>
900	GPZ900R (ZX900A)	84→93	12	14	BB14L-A2	<i>BTX14AHL-BS</i>	<i>BGX14AHL-5</i>
900	Vulcan 900 Classic	06→	12	10	BTX12-BS		<i>BGX12-5</i>

(1) OEM Fitment (2) Suggested Upgrade by BS • See Cross Reference Chart page 18 for other Upgrade possibilities

cc	 	Year	V	Ah	Battery Type ¹	Upgrade by BS ²	GEL by BS
900	Z1 Series	73→75	12	14	12N14-3A	<i>BTX14AHL-BS</i>	<i>BGX14AHL-5</i>
900	Z900 A4	-	12	11	BB10L-A2		<i>BG10L-A2</i>
900	ZL900-A Eliminator	85→86	12	14	BB14L-A2	<i>BTX14AHL-BS</i>	<i>BGX14AHL-5</i>
900	ZX900- E, F Ninja (ZX-9R)	00→03	12	8	BTX9-BS		<i>BGX9-5</i>
900	ZX900A Ninja	84→92	12	14	BB14L-A2	<i>BTX14AHL-BS</i>	<i>BGX14AHL-5</i>
900	ZX900-B Ninja (ZX-9R)	94→97	12	10	BTX12-BS		<i>BGX12-5</i>
900	ZX900-C Ninja (ZX-9R)	98→99	12	8	BTX9-BS		<i>BGX9-5</i>
900	ZX-9R (ZX900B) Ninja	94→97	12	10	BTX12-BS		<i>BGX12-5</i>
900	ZX-9R (ZX900C, D) Ninja	98→02	12	8	BTX9-BS		<i>BGX9-5</i>
900	ZX-9R (ZX900E, F) Ninja	00→03	12	8	BTX9-BS		<i>BGX9-5</i>
1000	GPZ1000 RX A	86→87	12	14	BB14L-A2	<i>BTX14AHL-BS</i>	<i>BGX14AHL-5</i>
1000	GTR1000 (ZGT00A)	86→02	12	18	BB18L-A	<i>BTX20HL-BS</i>	<i>BGX20HL-5</i>
1000	KZ1000 LTD K	81	12	18	BB18L-A	<i>BTX20HL-BS</i>	<i>BGX20HL-5</i>
1000	KZ1000 R SS	81→83	12	18	BB18L-A	<i>BTX20HL-BS</i>	<i>BGX20HL-5</i>
1000	KZ1000, LTD	77→80	12	14	BB14L-A2	<i>BTX14AHL-BS</i>	<i>BGX14AHL-5</i>
1000	KZ1000, LTD, CSR	81→83	12	18	BB18L-A	<i>BTX20HL-BS</i>	<i>BGX20HL-5</i>
1000	KZ1000 A	77→78	12	14	BB14L-A2	<i>BTX14AHL-BS</i>	<i>BGX14AHL-5</i>
1000	KZ1000B LTD	77→78	12	14	BB14L-A2	<i>BTX14AHL-BS</i>	<i>BGX14AHL-5</i>
1000	KZ1000-C Police	80→81	12	19	BB16L-B	<i>BTX20HL-BS</i>	<i>BGX20HL-5</i>
1000	KZ1000-C Police, Z1-R	78→79	12	14	BB14L-A2	<i>BTX14AHL-BS</i>	<i>BGX14AHL-5</i>
1000	KZ1000-E ST, Shaft	79→80	12	19	BB16L-B	<i>BTX20HL-BS</i>	<i>BGX20HL-5</i>
1000	KZ1000-G Classic	80	12	14	BB14L-A2	<i>BTX14AHL-BS</i>	<i>BGX14AHL-5</i>
1000	KZ1000J, M CSR	81→83	12	18	BB18L-A	<i>BTX20HL-BS</i>	<i>BGX20HL-5</i>
1000	KZ1000-P Police	02→05	12	18	BTX20L-BS	<i>BTX20HL-BS</i>	<i>BGX20HL-5</i>
1000	KZ1000-P Police	82→01	12	18	BB18L-A	<i>BTX20HL-BS</i>	<i>BGX20HL-5</i>
1000	KZ1000-R Replica	82→83	12	18	BB18L-A	<i>BTX20HL-BS</i>	<i>BGX20HL-5</i>
1000	Z1000	03→	12	8	BTX9-BS		<i>BGX9-5</i>
1000	Z1000 MK2	79→80	12	14	BB14L-A2	<i>BTX14AHL-BS</i>	<i>BGX14AHL-5</i>
1000	Z1000-A, B, C, D, G	92	12	14	BB14L-A2	<i>BTX14AHL-BS</i>	<i>BGX14AHL-5</i>
1000	Z1000 GTR	92	12	18	BB18L-A	<i>BTX20HL-BS</i>	<i>BGX20HL-5</i>
1000	Z1000-J, K, LTD, R	92	12	18	BB18L-A	<i>BTX20HL-BS</i>	<i>BGX20HL-5</i>
1000	Z1000 ST	92	12	19	BB16L-B	<i>BTX20HL-BS</i>	<i>BGX20HL-5</i>
1000	Z1000 SX	11→	12	8	BTX9-BS		<i>BGX9-5</i>
1000	Z1-R (KZ1000D)	78→80	12	14	BB14L-A2	<i>BTX14AHL-BS</i>	<i>BGX14AHL-5</i>
1000	ZG1000-A Concours	86→06	12	18	BB18L-A	<i>BTX20HL-BS</i>	<i>BGX20HL-5</i>
1000	ZGT1000 A	95	12	18	BB18L-A	<i>BTX20HL-BS</i>	<i>BGX20HL-5</i>
1000	ZL1000 A Eliminator	87→92	12	14	BB14L-A2	<i>BTX14AHL-BS</i>	<i>BGX14AHL-5</i>
1000	ZX10 B Tomcat	88→90	12	14	BB14L-A2	<i>BTX14AHL-BS</i>	<i>BGX14AHL-5</i>
1000	ZX10 R	04→10	12	10	BT12B-BS		<i>BG12B-4</i>
1000	ZX10 R	11→	12	6	BTZ7S		<i>BGZ7S</i>
1000	ZX1000 A Concours	96→97	12	18	BB18L-A	<i>BTX20HL-BS</i>	<i>BGX20HL-5</i>
1000	ZX1000-A Ninja 1000R, GPZ1000RX	86→87	12	14	BB14L-A2	<i>BTX14AHL-BS</i>	<i>BGX14AHL-5</i>
1000	ZX1000-C Ninja ZX-10R	04→10	12	10	BT12B-BS		<i>BG12B-4</i>
1000	ZX1000-B Ninja (ZX-10)	88→89	12	14	BB14L-A2	<i>BTX14AHL-BS</i>	<i>BGX14AHL-5</i>
1000	ZX10 R	86→90	12	14	BB14L-A2	<i>BTX14AHL-BS</i>	<i>BGX14AHL-5</i>
1100	GPZ1100 (ZXT10 E, F)	95→97	12	12	BTX14-BS	<i>BTX14H-BS</i>	<i>BGX14-5</i>
1100	GPZ1100A Unitrak	83→85	12	19	BB16L-B	<i>BTX20HL-BS</i>	<i>BGX20HL-5</i>
1100	KZ1100-A, LTD	81→83	12	18	BB18L-A	<i>BTX20HL-BS</i>	<i>BGX20HL-5</i>
1100	KZ1100-B GP	82	12	19	BB16L-B	<i>BTX20HL-BS</i>	<i>BGX20HL-5</i>

(1) OEM Fitment (2) Suggested Upgrade by BS • See Cross Reference Chart page 18 for other Upgrade possibilities

KAWASAKI

cc	 	Year	V	Ah	Battery Type ¹	Upgrade by BS ²	GEL by BS
1100	KZ1100D Spectre	82→83	12	18	BB18L-A	BTX20HL-BS	BGX20HL-5
1100	KZ1100L LTD	83	12	18	BB18L-A	BTX20HL-BS	BGX20HL-5
1100	Z1100B	→92	12	19	BB16L-B	BTX20HL-BS	BGX20HL-5
1100	Z1100ST	81→83	12	18	BB18L-A	BTX20HL-BS	BGX20HL-5
1100	Zephyr1100 (ZRT10A)	97→98	12	14	BTX16-BS	BTX20CH-BS	BGX16-5
1100	ZG1100-A7, 8	94	12	18	BB18L-A	BTX20HL-BS	BGX20HL-5
1100	ZN1100-B LTD	84→85	12	14	BB14L-A2	BTX14AHL-BS	BGX14AHL-5
1100	ZR1100	92→95	12	14	BTX16-BS	BTX20CH-BS	BGX16-5
1100	ZR1100A, B	92→97	12	14	BTX16-BS	BTX20CH-BS	BGX16-5
1100	ZRX1100	99→00	12	12	BTX14-BS	BTX14H-BS	BGX14-5
1100	ZRX1100, II (ZRT10C,D)	97→00	12	12	BTX14-BS	BTX14H-BS	BGX14-5
1100	ZX-11 (ZX1100C) Ninja	90→93	12	14	BB14L-A2	BTX14AHL-BS	BGX14AHL-5
1100	ZX-11 (ZX1100D1) Ninja	94→98	12	12	BTX14-BS	BTX14H-BS	BGX14-5
1100	ZX1100 C-G	99	12	12	BTX14-BS	BTX14H-BS	BGX14-5
1100	ZX1100 D1	97→00	12	12	BTX14-BS	BTX14H-BS	BGX14-5
1100	ZX1100-A GPz	83→84	12	19	BB16L-B	BTX20HL-BS	BGX20HL-5
1100	ZX1100-C Ninja ZX-11	90→93	12	14	BB14L-A2	BTX14AHL-BS	BGX14AHL-5
1100	ZX1100-D Ninja ZX-11	95→01	12	12	BTX14-BS	BTX14H-BS	BGX14-5
1100	ZX1100-D Ninja ZX-11 (CN)	93→94	12	12	BTX14-BS	BTX14H-BS	BGX14-5
1100	ZX1100-E (GPZ1100), ABS	95→97	12	12	BTX14-BS	BTX14H-BS	BGX14-5
1100	ZXR1100 C	97	12	12	BTX14-BS	BTX14H-BS	BGX14-5
1100	ZZR1100 EU (ZXT10C)	90→92	12	14	BB14L-A2	BTX14AHL-BS	BGX14AHL-5
1100	ZZR1100 EU (ZXT10D)	93→01	12	12	BTX14-BS	BTX14H-BS	BGX14-5
1200	ZG1200 Voyager XII	86→03	12	20	SB50-N18L-AT		
1200	ZG1200A, B Voyager	86→98	12	20	SB50-N18L-AT		
1200	ZRX1200 DAEG	09→	12	10	BTX12-BS		BGX12-5
1200	ZRX1200R	01→05	12	12	BTX14-BS	BTX14H-BS	BGX14-5
1200	ZRX1200R/S (ZRT20A/B)	01→	12	12	BTX14-BS	BTX14H-BS	BGX14-5
1200	ZX-1200A1	00→	12	12	BTX14-BS	BTX14H-BS	BGX14-5
1200	ZX-12R	00→05	12	12	BTX14-BS	BTX14H-BS	BGX14-5
1200	ZZR1200 (ZXT20C)	02→05	12	12	BTX14-BS	BTX14H-BS	BGX14-5
1300	KZ1300 Touring	79→82	12	20	B50-N18L-A	BTX18L-BS	
1300	KZ1300A	79→83	12	20	B50-N18L-A	BTX18L-BS	
1300	KZ1300B Touring	80	12	20	B50-N18L-A	BTX18L-BS	
1300	Z/ZG1300A	84→89	12	20	B50-N18L-A	BTX18L-BS	
1300	ZGT1300A	95→	12	20	B50-N18L-A	BTX18L-BS	
1300	ZN1300A Europe	83→92	12	28	B60-N24L-A		
1300	ZN1300A Voyager	83→88	12	24	12N24-3		
1400	1400GTR	07→	12	12	BTX14-BS	BTX14H-BS	BGX14-5
1400	ZG1400 Concours	08→	12	12	BTX14-BS	BTX14H-BS	BGX14-5
1400	ZX14 Ninja	06→	12	12	BTX14-BS	BTX14H-BS	BGX14-5
1400	ZZR1400	06→	12	12	BTX14-BS	BTX14H-BS	BGX14-5
1500	VN1500 F, H	00→02	12	14	BTX16-BS	BTX20CH-BS	BGX16-5
1500	VN1500 G1 Vulcan Nomad, Drifter	99→04	12	14	BTX16-BS	BTX20CH-BS	BGX16-5
1500	VN1500 J1, 2	99→02	12	14	BTX16-BS	BTX20CH-BS	BGX16-5
1500	VN1500 L, H, N	00	12	14	BTX16-BS	BTX20CH-BS	BGX16-5
1500	VN1500 Vulcan 88, SE	87→98	12	20	B50-N18L-A	BTX18L-BS	
1500	VN1500A, C Vulcan	87→98	12	20	B50-N18L-A	BTX18L-BS	
1500	VN1500-C Vulcan L	96→97	12	20	B50-N18L-A	BTX18L-BS	

(1) OEM Fitment (2) Suggested Upgrade by BS • See Cross Reference Chart page 18 for other Upgrade possibilities

cc	 	Year	V	Ah	Battery Type ¹	Upgrade by BS ²	GEL by BS
1500	VN1500-D, E, N Vulcan Classic	96→08	12	14	BTX16-BS	<i>BTX20CH-BS</i>	<i>BGX16-5</i>
1500	VN1500-G, J, L, R, Vulcan Nomad, Drifter	99→05	12	14	BTX16-BS	<i>BTX20CH-BS</i>	<i>BGX16-5</i>
1500	VN1500-P Vulcan Mean Streak	02→03	12	14	BTX16-BS	<i>BTX20CH-BS</i>	<i>BGX16-5</i>
1500	VN1500SE B Vulcan	88→94	12	20	B50-N18L-A	<i>BTX18L-BS</i>	
1600	VN1600-A Vulcan Classic, D, Nomad	03→08	12	14	BTX16-BS	<i>BTX20CH-BS</i>	<i>BGX16-5</i>
1600	VN1600-B Vulcan Mean Streak	04→08	12	14	BTX16-BS	<i>BTX20CH-BS</i>	<i>BGX16-5</i>
1700	VN1700 Voyager	09→	12	14	BTX16-BS	<i>BTX20CH-BS</i>	<i>BGX16-5</i>
2000	VN2000-A Vulcan	04→	12	14	BTX16-BS	<i>BTX20CH-BS</i>	<i>BGX16-5</i>
KEEWAY							
50	Focus	05→08	12	4	BTX5L-BS		<i>BGX5L-5</i>
50	Hurricane	05→08	12	4	BTX5L-BS		<i>BGX5L-5</i>
50	Matrix	06→	12	4	BTX5L-BS		<i>BGX5L-5</i>
50	RY8 Racinf	07→08	12	4	BTX5L-BS		<i>BGX5L-5</i>
125	Arn	05→08	12	6	BTX7A-BS		<i>BGX7A-5</i>
125	Matrix	05→08	12	6	BTX7A-BS		<i>BGX7A-5</i>
125	Superlight	05→08	12	6	BTX7A-BS		<i>BGX7A-5</i>
125	Viva	05→08	12	6	BTX7A-BS		<i>BGX7A-5</i>
125	Speed	05→08	12	6	BTX7A-BS		<i>BGX7A-5</i>
150	Arn	06→	12	6	BTX7A-BS		<i>BGX7A-5</i>
150	Superlight	06→	12	6	BTX7A-BS		<i>BGX7A-5</i>
250	Landcruiser	07→	12	6	BTX7A-BS		<i>BGX7A-5</i>
250	Supershadows	06→06	12	6	BTX7A-BS		<i>BGX7A-5</i>
KTM							
50	GO, GO Chrono	95→	12	3	BTX4L-BS		<i>BGX4L-5</i>
50	Kross	-	12	4	BB4L-B	<i>BT4A-3</i>	<i>BG4L-B</i>
80	Chopper, PL	-	12	9	12N9-4B-1	<i>BT9A-BS</i>	<i>BG9-B</i>
80	RLW, RSL	-	12	9	12N9-4B-1	<i>BT9A-BS</i>	<i>BG9-B</i>
125	125LC2	96→97	12	3	BTX4L-BS		<i>BGX4L-5</i>
125	Sting	97→98	12	3	BTX4L-BS		<i>BGX4L-5</i>
250	EXC	03→05	12	4	BTZ5S		
250	EXC	05→	12	3	BTX4L-BS		<i>BGX4L-5</i>
250	EXC-F	05→	12	4	BTX5L-BS		<i>BGX5L-5</i>
250	EXC Racing	05→10	12	4	BTX5L-BS		<i>BGX5L-5</i>
250	XC-F	-	12	4	BTX5L-BS		<i>BGX5L-5</i>
250	XC	11→	12	3	BTX4L-BS		<i>BGX4L-5</i>
300	EXC	-	12	3	BTX4L-BS		<i>BGX4L-5</i>
300	XC	11→	12	3	BTX4L-BS		<i>BGX4L-5</i>
400	E/XC Racing 4-Stroke	00→02	12	3	BTX4L-BS		<i>BGX4L-5</i>
400	E/XC Racing 4-Stroke (Opt)	00→02	12	4	BTX5L-BS		<i>BGX5L-5</i>
400	EXC	-	12	4	BTX5L-BS		<i>BGX5L-5</i>
400	EXC Racing	03→	12	4	BTZ5S		
400	LC4	98	12	8	BTX9-BS		<i>BGX9-5</i>
400	LC4 E/XC	96→98	12	8	BTX9-BS		<i>BGX9-5</i>
400	LC4-E	97	12	8	BTX9-BS		<i>BGX9-5</i>
400	LS-E	97	12	8	BTX9-BS		<i>BGX9-5</i>
400	RXC LC4	96→01	12	8	BTX9-BS		<i>BGX9-5</i>
400	XC-W	09→10	12	4	BTX5L-BS		<i>BGX5L-5</i>
450	EXC Racing	03→05	12	4	BTZ5S		
450	EXC Racing	05→	12	4	BTX5L-BS		<i>BGX5L-5</i>



(1) OEM Fitment (2) Suggested Upgrade by BS • See Cross Reference Chart page 18 for other Upgrade possibilities

cc	 	Year	V	Ah	Battery Type ¹	Upgrade by BS ²	GEL by BS
450	MXC Racing	00→02	12	4	BTX5L-BS		BGX5L-5
450	SX-F	09→	12	4	BTX5L-BS		BGX5L-5
450	XC-F	09→	12	4	BTX5L-BS		BGX5L-5
450	XC-W	09→	12	4	BTX5L-BS		BGX5L-5
500	500K4, LC	-	12	9	BB9-B	BT9A-BS	BG9-B
520	E/XC, M/XC Racing 4-Stroke	00→02	12	4	BTZ5S		
520	E/XC, M/XC Racing 4-Stroke (Opt)	00→02	12	4	BTZ5S		
520	E/XC520 Racing 4S	00→	12	4	BTX5L-BS		BGX5L-5
525	EXC Racing	03→	12	4	BTZ5S		
525	MX Desert Racing	03→	12	4	BTZ5S		
525	MXC Racing	00→	12	4	BTX5L-BS		BGX5L-5
530	EXC, Racing	05→	12	4	BTX5L-BS		BGX5L-5
530	XC-W	09→	12	4	BTX5L-BS		BGX5L-5
550	LC	-	12	9	12N9-4B-1	BT9A-BS	BG9-B
620	Adventure, Duke, LC4	96→98	12	8	BTX9-BS		BGX9-5
620	LS-E	97→	12	8	BTX9-BS		BGX9-5
625	Adventure	03→	12	8.6	BTZ10S		BGZ10S
625	Adventure R	00→	12	8	BTX9-BS		BGX9-5
625	All SM	03→	12	8.6	BTZ10S		BGZ10S
625	Supercomp	98	12	8	BTX9-BS		BGX9-5
625	SXC	05→	12	8.6	BTZ10S		BGZ10S
640	Adventurer, Duke, RXC LC4 Super Moto	99→02	12	8	BTX9-BS		BGX9-5
640	Duke II	→99	12	8	BTX9-BS		BGX9-5
640	Duke II Schwarz, LC4, Adventure	03→	12	8.6	BTZ10S		BGZ10S
640	Duke, E	96→97	12	8	BTX9-BS		BGX9-5
640	LC4	→99	12	8	BTX9-BS		BGX9-5
640	LC4	03→	12	8.6	BTZ10S		BGZ10S
690	Duke	09→	12	8.6	BTZ10S		BGZ10S
690	Euduro R	09→	12	8.6	BTZ10S		BGZ10S
690	Supermoto	09→	12	8.6	BTZ10S		BGZ10S
950	Adventure	03→10	12	11.2	BTZ14S		BGZ14S
950	Superenduro	09→	12	11.2	BTZ14S		BGZ14S
950	Supermoto	03→10	12	11.2	BTZ14S		BGZ14S
990	Adventure, S	03→	12	11.2	BTZ14S		BGZ14S
990	Super Duke	03→	12	11.2	BTZ14S		BGZ14S
990	Supermoto	09→	12	11.2	BTZ14S		BGZ14S
1090	RC8	09→	12	11.2	BTZ14S		BGZ14S
1190	RC8	08	12	11.2	BTZ14S		BGZ14S
All	EXC-F	05→	12	4	BTX5L-BS		BGX5L-5
KYMCO							
50	Agility	05→09	12	4	BTX5L-BS		BGX5L-5
50	Agility	09→	12	6	BTX7A-BS		BGX7A-5
50	Agility RS Naked	10→	12	6	BTX7A-BS		BGX7A-5
50	Calypso50, Cobra, Cross	99	12	4	BTX5L-BS		BGX5L-5
50	CX/CX Super	00→	12	3	BTX4L-BS		BGX4L-5
50	CX50, -Curio, -Super	95→97	12	3	BTX4L-BS		BGX4L-5
50	Dink50/LC	99	12	4	BTX5L-BS		BGX5L-5
50	Grand Dink	-	12	3	BTX4L-BS		BGX4L-5
50	Dink	-	12	4	BTX5L-BS		BGX5L-5



(1) OEM Fitment (2) Suggested Upgrade by BS • See Cross Reference Chart page 18 for other Upgrade possibilities

cc	 	Year	V	Ah	Battery Type ¹	Upgrade by BS ²	GEL by BS
50	Dink II	-	12	4	BTX5L-BS		BGX5L-5
50	Dj50, Djw50, Djx50	97	12	3	BTX4L-BS		BGX4L-5
50	Dj50, Djw50, Djx50	98→	12	3	BTX4L-BS		BGX4L-5
50	Djy50	91→00	12	3	BTX4L-BS		BGX4L-5
50	Fever ZX	08	12	4	BTX5L-BS		BGX5L-5
50	Filly50	98→00	12	4	BTX5L-BS		BGX5L-5
50	Heroism	95→97	12	3	BTX4L-BS		BGX4L-5
50	K12	96→97	12	3	BTX4L-BS		BGX4L-5
50	KB	95→00	12	3	BTX4L-BS		BGX4L-5
50	Many50 Fi	11→	12	6	BTX7A-BS		BGX7A-5
50	People	99→04	12	4	BTX5L-BS		BGX5L-5
50	People 50 S	09→	12	6	BTX7A-BS		BGX7A-5
50	People E2	03→08	12	4	BTX5L-BS		BGX5L-5
50	Racer, Looping, People	99	12	4	BTX5L-BS		BGX5L-5
50	Scout	97	12	3	BTX4L-BS		BGX4L-5
50	Sniper/Sniper DD	00→	12	3	BTX4L-BS		BGX4L-5
50	Spacer	99	12	4	BTX5L-BS		BGX5L-5
50	Super8	07→	12	6	BTX7A-BS		BGX7A-5
50	Super9	99→04	12	4	BTX5L-BS		BGX5L-5
50	Top Boy	97→00	12	4	BTX5L-BS		BGX5L-5
50	Vitality	04→08	12	4	BTX5L-BS		BGX5L-5
50	VJR50 Fi	11→	12	6	BTX7A-BS		BGX7A-5
50	ZX Fever	95→97	12	3	BTX4L-BS		BGX4L-5
50	Cherry 50	-	12	4	BTX5L-BS		BGX5L-5
50	Kiwi 50	-	12	4	BTX5L-BS		BGX5L-5
80	Filly80	99	12	4	BTX5L-BS		BGX5L-5
100	AS100	99	12	4	BTX5L-BS		BGX5L-5
100	Caro100	-	12	6	BTX7A-BS		BGX7A-5
100	Cherry100 Fi	11→	12	6	BTX7A-BS		BGX7A-5
100	KB	97	12	4	BTX5L-BS		BGX5L-5
100	Sonner100	-	12	6	BTX7A-BS		BGX7A-5
100	Top Boy	97	12	6	BTX7A-BS		BGX7A-5
100	So Easy	-	12	4	BTX5L-BS		BGX5L-5
100	So Easy Fi	-	12	6	BTX7A-BS		BGX7A-5
100	VJR100 Fi	11→	12	6	BTX7A-BS		BGX7A-5
100	Many100 Fi	11→	12	6	BTX7A-BS		BGX7A-5
100	Cherry100	-	12	4	BTX5L-BS		BGX5L-5
100	JR100	-	12	6	BTX7A-BS		BGX7A-5
100	JR100 Fi	-	12	6	BTX7A-BS		BGX7A-5
100	Kiwi100	-	12	6	BTX7A-BS		BGX7A-5
100	Easy100	-	12	4	BTX5L-BS		BGX5L-5
100	Easy100 Fi	-	12	6	BTX7A-BS		BGX7A-5
100	X Mode	11→	12	6	BTX7A-BS		BGX7A-5
110	VJR 110	11→	12	6	BTX7A-BS		BGX7A-5
110	Many 110	11→	12	6	BTX7A-BS		BGX7A-5
125	Agility125	11→	12	4	BTX5L-BS		BGX5L-5
125	BW125	00→07	12	8	BTX9-BS		BGX9-5
125	Calypto125	99	12	8	BTX9-BS		BGX9-5
125	Dink/LX	98→00	12	8	BTX9-BS		BGX9-5

(1) OEM Fitment (2) Suggested Upgrade by BS • See Cross Reference Chart page 18 for other Upgrade possibilities

cc	 	Year	V	Ah	Battery Type ¹	Upgrade by BS ²	GEL by BS
125	Fox Hunt	96	12	6	BTX7A-BS		BGX7A-5
125	Heroism	95→00	12	8	BTX9-BS		BGX9-5
125	Quannon Naked	10→	12	6.5	BT7B-BS		BG7B-4
125	Jockey125	99	12	6	BTX7A-BS		BGX7A-5
125	Movie125	98→00	12	8	BTX9-BS		BGX9-5
125	Movie E3	06→09	12	8	BTX9-BS		BGX9-5
125	Movie XL/E2	01→06	12	8	BTX9-BS		BGX9-5
125	People, E2, E3, S	99→09	12	6	BTX7A-BS		BGX7A-5
125	People GTI	10→	12	10	BT12A-BS		BG12A-5
125	Spacer	99	12	8	BTX9-BS		BGX9-5
125	Vivio	00	12	8	BTX9-BS		BGX9-5
125	Zing	99	12	6	BTX7A-BS		BGX7A-5
125	Racing125	-	12	8	BTX9-BS		BGX9-5
125	Jockey125	-	12	6	BTX7A-BS		BGX7A-5
125	Jockey125 Fi	-	12	8	BTX9-BS		BGX9-5
125	G5 125	-	12	8	BTX9-BS		BGX9-5
125	G5 125 Fi	11→	12	8	BTX9-BS		BGX9-5
125	GP 125	-	12	6	BTX7A-BS		BGX7A-5
125	GP 125 Fi	-	12	8.6	BTZ10S		BGZ10S
125	VP125	-	12	6	BTX7A-BS		BGX7A-5
125	VP125 Fi	11→	12	8.6	BTZ10S		BGZ10S
125	GP125	-	12	6	BTX7A-BS		BGX7A-5
125	GP125 Fi	-	12	8.6	BTZ10S		BGZ10S
125	Herself	-	12	6	BTX7A-BS		BGX7A-5
125	Grand King 125 Fi	-	12	8	BT9B-BS		BG9B-4
125	V1 125 Fi	11→	12	6	BTX7A-BS		BGX7A-5
125	People, S	-	12	6	BTX7A-BS		BGX7A-5
125	People GT	-	12	10	BT12A-BS		BG12A-5
125	Grand Dink	-	12	8	BTX9-BS		BGX9-5
125	Dink Street 125 i	06→	12	8	BTX9-BS		BGX9-5
125	Downtown	-	12	10	BT12A-BS		BG12A-5
125	Quannon	-	12	6	BTX7A-BS		BGX7A-5
150	B&W150	00→07	12	8	BTX9-BS		BGX9-5
150	Dink	-	12	8	BTX9-BS		BGX9-5
150	Dink/LX	97→00	12	8	BTX9-BS		BGX9-5
150	Grand Dink	-	12	8	BTX9-BS		BGX9-5
150	Fox Hunt	96	12	6	BTX7A-BS		BGX7A-5
150	Heroism	96→00	12	8	BTX9-BS		BGX9-5
150	People, E2, S150	99→	12	6	BTX7A-BS		BGX7A-5
150	Spacer	99	12	8	BTX9-BS		BGX9-5
150	Vivio	00	12	8	BTX9-BS		BGX9-5
150	Zing	99	12	6	BTX7A-BS		BGX7A-5
150	Racing 150	-	12	8	BTX9-BS		BGX9-5
150	Racing 150 Fi	-	12	8	BTX9-BS		BGX9-5
150	G5 150	-	12	8	BTX9-BS		BGX9-5
150	G5 150 Fi	-	12	8	BTX9-BS		BGX9-5
150	Dink 150	97→98	12	8	BTX9-BS		BGX9-5
150	EGO 150	-	12	8	BTX9-BS		BGX9-5
150	Quannon 150	-	12	6.5	BT7B-BS		BG7B-4

(1) OEM Fitment (2) Suggested Upgrade by BS • See Cross Reference Chart page 18 for other Upgrade possibilities



cc	 	Year	V	Ah	Battery Type ¹	Upgrade by BS ²	GEL by BS
150	KTR 150	-	12	8	BT9B-BS		BG9B-4
150	Hipster 150	-	12	6	BTX7A-BS		BGX7A-5
150	People 150	-	12	6	BTX7A-BS		BGX7A-5
150	V1 150 Fi	11→	12	8	BTX9-BS		BGX9-5
125	Super 8 150	09→	12	6	BTX7A-BS		BGX7A-5
180	Dink 180i	-	12	10	BTX12-BS		BGX12-5
180	Dink 180 Fi	-	12	11	BTZ12S		BGZ12S
180	Agility	10→	12	8	BTX9-BS		BGX9-5
180	Dink Classic	97→98	12	8	BTX9-BS		BGX9-5
180	Dink i	97→98	12	10	BT12A-BS		BG12A-5
180	Dink 180i	-	12	10	BTX12-BS		BGX12-5
180	Dink 180 Fi	-	12	11	BTZ12S		BGZ12S
200	Downtown i	10→	12	10	BT12A-BS		BG12A-5
200	People S	97→98	12	6	BTX7A-BS		BGX7A-5
200	People GTI	10→	12	10	BT12A-BS		BG12A-5
200	People, S	11→	12	6	BTX7A-BS		BGX7A-5
250	B&W250	-	12	10	BTX12-BS		BGX12-5
250	Dink250	01→	12	10	BTX12-BS		BGX12-5
250	Grand Dink 250	-	12	10	BTX12-BS		BGX12-5
250	People, S	03→	12	10	BTX12-BS		BGX12-5
250	People GT	-	12	10	BT12A-BS		BG12A-5
250	Super-9	00	12	10	BTX12-BS		BGX12-5
250	Xciting 250i	-	12	10	BTX12-BS		BGX12-5
250	YUP250	-	12	10	BTX12-BS		BGX12-5
250	EGO250	-	12	10	BTX12-BS		BGX12-5
250	People250	09→	12	10	BTX12-BS		BGX12-5
250	Venox250	09→	12	8	BTX9-BS		BGX9-5
250	Venox250i	-	12	8	BTX9-BS		BGX9-5
300	Dink Street 300	10→	12	10	BTX12-BS		BGX12-5
300	Downtown i	09→	12	10	BT12A-BS		BG12A-5
300	People S i	08→	12	10	BTX12-BS		BGX12-5
300	People GT	10→	12	10	BT12A-BS		BG12A-5
300	Nikita 300 Fi	-	12	10	BT12A-BS		BG12A-5
400	Xciting 400, 400i	-	12	10	BTX12-BS		BGX12-5
500	Xciting 500, 500i	05→	12	12	BTX14-BS	BTX14H-BS	BGX14-5
700	My Road	-	12	12	BTX14-BS	BTX14H-BS	BGX14-5
LAVERDA							
125	125LB	-	12	5,5	12N5.5-3B		
125	125LZ (Zundapp)	-	6	11	6N11A-1B		
125	CU Rider	-	12	5,5	12N5.5-3B		
125	GS Lesmo	-	12	5,5	12N5.5-3B		
150	Phoenix	-	12	8	BTX9-BS		BGX9-5
200	Phoenix	-	12	8	BTX9-BS		BGX9-5
350	350	-	12	25 (20Hr)	52515		
500	500	-	12	25 (20Hr)	52515		
600	OR Atlas	-	12	14	BB14L-A2	BTX14AHL-BS	BGX14AHL-5
650	Ghost, Strike	-	12	14	BB14L-A2	BTX14AHL-BS	BGX14AHL-5
668	Diamante, Ghost	→99	12	18 (20Hr)	51814		
668	Ghost Legend, Strike	→99	12	18 (20Hr)	51814		

(1) OEM Fitment (2) Suggested Upgrade by BS • See Cross Reference Chart page 18 for other Upgrade possibilities



LAVERDA

cc	 	Year	V	Ah	Battery Type ¹	Upgrade by BS ²	GEL by BS
750	750GTL, SFC, S	→99	12	18 (20Hr)	51814		
750	Carenata, Diamante	→99	12	18 (20Hr)	51814		
750	Formula	-	12	4	BB4L-B	<i>BT4A-3</i>	<i>BG4L-B</i>
750	Ghost Strike, Formula	→99	12	18 (20Hr)	51814		
750	SF, SFC, GTL, GTS	-	12	24	12N24-3A		
750	Strike	-	12	24	12N24-3A		
1000	1000RGS	-	12	30 (20Hr)	53030		
1200	1200	-	12	30 (20Hr)	53030		
LEM							
50	Flash	-	12	4	BB4L-B	<i>BT4A-3</i>	<i>BG4L-B</i>
50	Ghibli	-	12	4	BB4L-B	<i>BT4A-3</i>	<i>BG4L-B</i>
LINHAI YAMAHA							
All	5WB	-	12	6	BTX7A-BS		<i>BGX7A-5</i>
LONCIN							
110	LX110-30 II	-	12	5	BB5L-B	<i>BT5A-3</i>	<i>BG5L-B</i>
125	JL125-4	-	12	6	BB6L-B		
150	LX150-2EV	-	12	8	BB7L-B		
200	LX200-2 II	-	12	7	12N7A-3A		
MAICO							
125	GS125, 250TM, 360T	-	6	7	B39-6		
250	CUP	-	12	5	BB5L-B	<i>BT5A-3</i>	<i>BG5L-B</i>
250	MD250	-	12	5	BB5L-B	<i>BT5A-3</i>	<i>BG5L-B</i>
250	TM250, M250	-	6	7	B39-6		
360	T360	-	6	7	B39-6		
400	T400	-	6	7	B39-6		
440	T400	-	6	7	B39-6		
504	GS504	-	6	7	B39-6		
MALAGUTTI							
50	Centro	94→	12	4	BB4L-B	<i>BT4A-3</i>	<i>BG4L-B</i>
50	Centro SL, SL Kat	-	12	5	BB5L-B	<i>BT5A-3</i>	<i>BG5L-B</i>
50	Ciak	99	12	5	BB5L-B	<i>BT5A-3</i>	<i>BG5L-B</i>
50	Colors	-	12	4	BB4L-B	<i>BT4A-3</i>	<i>BG4L-B</i>
50	CR1	96→	12	4	BB4L-B	<i>BT4A-3</i>	<i>BG4L-B</i>
50	Crosser EL	98	12	4	BB4L-B	<i>BT4A-3</i>	<i>BG4L-B</i>
50	Dune ES	89	12	4	BB4L-B	<i>BT4A-3</i>	<i>BG4L-B</i>
50	Evolution	-	12	4	BB4L-B	<i>BT4A-3</i>	<i>BG4L-B</i>
50	F10, F12/F12LC Twin Disk	-	12	4	BB4L-B	<i>BT4A-3</i>	<i>BG4L-B</i>
50	F15 Twin Disk/Digit	-	12	5	BB5L-B	<i>BT5A-3</i>	<i>BG5L-B</i>
50	F15/F15 Twin Disk	-	12	4	BB4L-B	<i>BT4A-3</i>	<i>BG4L-B</i>
50	Fifty Top	91	12	4	BB4L-B	<i>BT4A-3</i>	<i>BG4L-B</i>
50	Mistral	-	12	4	BB4L-B	<i>BT4A-3</i>	<i>BG4L-B</i>
50	New Dribbling	-	12	4	BB4L-B	<i>BT4A-3</i>	<i>BG4L-B</i>
50	F12 Phantom	94→	12	4	BB4L-B	<i>BT4A-3</i>	<i>BG4L-B</i>
50	F12 Phantom AC/LC	07→	12	5	BB5L-B	<i>BT5A-3</i>	<i>BG5L-B</i>
50	RST	-	12	4	BB4L-B	<i>BT4A-3</i>	<i>BG4L-B</i>
50	Top	-	12	4	BB4L-B	<i>BT4A-3</i>	<i>BG4L-B</i>
50	Yesterday, EURO	99	12	4	BB4L-B	<i>BT4A-3</i>	<i>BG4L-B</i>
100	Ciak	99	12	5	BB5L-B	<i>BT5A-3</i>	<i>BG5L-B</i>
100	F12	-	12	4	BTX5L-BS		<i>BGX5L-5</i>



(1) OEM Fitment (2) Suggested Upgrade by BS • See Cross Reference Chart page 18 for other Upgrade possibilities

cc	 	Year	V	Ah	Battery Type ¹	Upgrade by BS ²	GEL by BS
100	F12 Phantom	99	12	4	BTX5L-BS		BGX5L-5
125	Ciak	00→05	12	9	BB9-B	BT9A-BS	BG9-B
125	F18	-	12	9	BB9-B	BT9A-BS	BG9-B
125	Madison	00	12	9	BB9-B	BT9A-BS	BG9-B
125	Runner VS, Rally	87→	12	3	BB3L-A	BT3A-3	BG3L-A
125	Runner, R	→86	6	6	6N6-3B		
150	Ciak	00→05	12	9	BB9-B	BT9A-BS	BG9-B
150	F18	-	12	9	BB9-B	BT9A-BS	BG9-B
150	Madison	-	12	9	BB9-B	BT9A-BS	BG9-B
160	Centro ie	08→	12	9	BB9-B	BT9A-BS	BG9-B
180	Madison	-	12	9	BB9-B	BT9A-BS	BG9-B
250	Madison	00	12	9	BB9-B	BT9A-BS	BG9-B
250	Phantom Max	04	12	10	BTX12-BS		BGX12-5
400	Madison K	02→04	12	12	BB12AL-A		
500	Spider Max	04→05	12	14	BB14L-A2	BTX14AHL-BS	BGX14AHL-5
MATCHLESS							
250	250	ALL	6	13	B38-6A		
350	350	ALL	6	13	B38-6A		
500	500	ALL	6	13	B38-6A		
650	(6V) 650	ALL	6	13	B38-6A		
650	(12V) 650	ALL	12	8	BB7L-B		
750	750	ALL	12	8	BB7L-B		
MBK							
50	Booster Spirit	96→05	12	4	BB4L-B	BT4A-3	BG4L-B
50	Booster Track	→99	12	4	BB4L-B	BT4A-3	BG4L-B
50	CTS/SS	-	12	4	BB4L-B	BT4A-3	BG4L-B
50	Equalis	→99	12	4	BB4L-B	BT4A-3	BG4L-B
50	Evolis	93→97	12	4	BB4L-B	BT4A-3	BG4L-B
50	Fizz	95→96	12	4	BB4L-B	BT4A-3	BG4L-B
50	Flipper	99→09	12	4	BB4L-B	BT4A-3	BG4L-B
50	Forte	96→97	12	4	BB4L-B	BT4A-3	BG4L-B
50	Match G	02→09	12	4	BB4L-B	BT4A-3	BG4L-B
50	Nitro	97→09	12	4	BB4L-B	BT4A-3	BG4L-B
50	Ovetto	97→99	12	4	BB4L-B	BT4A-3	BG4L-B
50	Sorriso	-	12	4	BB4L-B	BT4A-3	BG4L-B
50	Stunt	00→07	12	4	BB4L-B	BT4A-3	BG4L-B
50	Target	-	12	4	BB4L-B	BT4A-3	BG4L-B
50	X-Limit DT50	97	12	3	BB3L-A	BT3A-3	BG3L-A
50	X-Power	97→07	12	3	BTX4L-BS		BGX4L-5
80	Evolis	-	12	4	BB4L-B	BT4A-3	BG4L-B
100	Booster	95→96	12	4	BTX5L-BS		BGX5L-5
100	Nitro	-	12	3	BTX4L-BS		BGX4L-5
100	Ovetto	-	12	3	BTX4L-BS		BGX4L-5
125	Cityliner	07→08	12	8	BTX9-BS		BGX9-5
125	Doodo	-	12	8	BB7L-B		
125	Flame	95→97	12	6	BTX7A-BS		BGX7A-5
125	Flame R	→98	12	6	BTX7A-BS		BGX7A-5
125	Flame X	04→09	12	6	BTX7A-BS		BGX7A-5
125	Skycruiser125	06→	12	8	BTX9-BS		BGX9-5

(1) OEM Fitment (2) Suggested Upgrade by BS • See Cross Reference Chart page 18 for other Upgrade possibilities

cc	 	Year	V	Ah	Battery Type ¹	Upgrade by BS ²	GEL by BS
125	Skyliner125	98→05	12	8	BB7L-B2		
125	XC Flame/Flame R	-	12	6	BTX7A-BS		BGX7A-5
125	X-Over	10→	-	-	-		
125	Waap	08→09	12	6	BTX7A-BS		BGX7A-5
155	Skyliner	-	12	8	BB7L-B		
155	Vertex	-	12	6	BTX7A-BS		BGX7A-5
250	Skyliner250	00	12	6.5	BT7B-BS		BG7B-4
300	Kilibre	04	12	8	BTX9-BS		BGX9-5
660	XT660R	-	12	8	BT9B-BS		BG9B-4
MOTO MORINI							
125	Corsaro	-	6	11	6N11A-1B		
125	Country	-	6	11	6N11A-1B		
150	SS 150	-	6	11	6N11A-1B		
175	Turiso, Spor	-	6	10	B49-6		
350	Coguardo	-	12	18	BB18L-A	<i>BTX20HL-BS</i>	<i>BGX20HL-5</i>
350	Dart	-	12	14	BB14L-A2	<i>BTX14AHL-BS</i>	<i>BGX14AHL-5</i>
350	Excalibur	-	12	18	BB18L-A	<i>BTX20HL-BS</i>	<i>BGX20HL-5</i>
350	Kanguro	-	12	18	BB18L-A	<i>BTX20HL-BS</i>	<i>BGX20HL-5</i>
350	New York	-	12	18	BB18L-A	<i>BTX20HL-BS</i>	<i>BGX20HL-5</i>
350	Sport bicil.	-	12	9	12N9-3B	<i>BB9L-B</i>	
350	Sport bicil. (El-Starter)	-	12	18	BB18L-A	<i>BTX20HL-BS</i>	<i>BGX20HL-5</i>
500	S 500	-	12	18	BB18L-A	<i>BTX20HL-BS</i>	<i>BGX20HL-5</i>
500	Enduro	-	6	2	6N2-2A		
500	Turbo	-	12	18	BB18L-A	<i>BTX20HL-BS</i>	<i>BGX20HL-5</i>
501	Camel	-	12	18	BB18L-A	<i>BTX20HL-BS</i>	<i>BGX20HL-5</i>
501	Coguardo	-	12	18	BB18L-A	<i>BTX20HL-BS</i>	<i>BGX20HL-5</i>
501	Excalibur	-	12	18	BB18L-A	<i>BTX20HL-BS</i>	<i>BGX20HL-5</i>
501	New York	-	12	18	BB18L-A	<i>BTX20HL-BS</i>	<i>BGX20HL-5</i>
1200	9,5	-	12	18	BTX20CH-BS		BGX16-5
1200	1200 Sport	-	12	18	BTX20CH-BS		BGX16-5
1200	Scrambler	-	12	18	BTX20CH-BS		BGX16-5
1200	Granpasso	-	12	18	BTX20CH-BS		BGX16-5
1200	Corsaro 1200	-	12	18	BTX20CH-BS		BGX16-5
1200	Corsaro Veloce	-	12	18	BTX20CH-BS		BGX16-5
1200	Corsaro Avio	-	12	18	BTX20CH-BS		BGX16-5
MOTO GUZZI							
125	Bicilindrico	-	6	11	6N11A-3A		
125	Bizylinder	-	6	11	6N11A-3A		
125	Custom	-	12	9	12N9-4B-1	<i>BT9A-BS</i>	<i>BG9-B</i>
125	Stornello Scrambler	-	6	13	B38-6A		
125	Stornello Sport	-	6	7	B39-6		
125	TT	-	12	5,5	12N5.5-4A		
160	Stornello Scrambler	-	6	13	B38-6A		
175	Lodola	-	6	10	B49-6		
200	Galletto	-	12	24	12N24-3A		
200	Motocarro Ercolino	-	6	13	B38-6A		
250	4 cilinder	-	12	12	BB12A-A		
250	Bicilindrico	-	6	11	6N11A-3A		
250	Bizylinder	-	6	11	6N11A-3A		

(1) OEM Fitment (2) Suggested Upgrade by BS • See Cross Reference Chart page 18 for other Upgrade possibilities



cc	 	Year	V	Ah	Battery Type ¹	Upgrade by BS ²	GEL by BS
350	Florida	-	12	18	BB18L-A	<i>BTX20HL-BS</i>	<i>BGX20HL-5</i>
350	GTS (4 Cyl.)	-	12	25 (20Hr)	52515		
350	Nevada, Nevada club	-	12	18	BB18L-A	<i>BTX20HL-BS</i>	<i>BGX20HL-5</i>
350	NTX	-	12	18	BB18L-A	<i>BTX20HL-BS</i>	<i>BGX20HL-5</i>
350	V35	-	12	30 (20Hr)	53030		
350	V35 Custom	82→86	12	18	BB18L-A	<i>BTX20HL-BS</i>	<i>BGX20HL-5</i>
350	V35 II	81→86	12	30 (20Hr)	53030		
350	V35 Imola/V35 Monza	-	12	30 (20Hr)	53030		
350	V35,V35GT,V3 C	-	12	30 (20Hr)	53030		
400	GTS (4 Cyl.)	-	12	25 (20Hr)	52515		
500	Falcone	-	6	13	B38-6A		
500	Falcone u.t.	-	12	18	BB18L-A	<i>BTX20HL-BS</i>	<i>BGX20HL-5</i>
500	V50	-	12	30 (20Hr)	53030		
500	V50 Custom	81→86	12	18	BB18L-A	<i>BTX20HL-BS</i>	<i>BGX20HL-5</i>
500	V50 III	81→86	12	30 (20Hr)	53030		
500	V50 Imola, V50 Monza	-	12	30 (20Hr)	53030		
500	V50, V50C	-	12	30 (20Hr)	53030		
650	Nevada	91→93	12	20	B50-N18L-A	<i>BTX18L-BS</i>	
650	Nevada N.T	94→98	12	30 (20Hr)	53030		
650	NTX	-	12	18	BB18L-A	<i>BTX20HL-BS</i>	<i>BGX20HL-5</i>
650	V65	-	12	30 (20Hr)	53030		
650	V65 Custom	82→86	12	18	BB18L-A	<i>BTX20HL-BS</i>	<i>BGX20HL-5</i>
650	V65 Florida	-	12	18	BB18L-A	<i>BTX20HL-BS</i>	<i>BGX20HL-5</i>
650	V65 Florida	86→93	12	30 (20Hr)	53030		
650	V65 GT	87→94	12	30 (20Hr)	53030		
650	V65 Lario	84→87	12	30 (20Hr)	53030		
650	V65 Sport	82→87	12	30 (20Hr)	53030		
750	Breva	04→10	12	12	BTX14AHL-BS		<i>BGX14AHL-5</i>
750	Nevada	05→08	12	14	BB14L-A2	<i>BTX14AHL-BS</i>	<i>BGX14AHL-5</i>
750	Nevada	08	12	12	BTX14AHL-BS		<i>BGX14AHL-5</i>
750	Nevada, Club	00→02	12	18	BB18L-A	<i>BTX20HL-BS</i>	<i>BGX20HL-5</i>
750	Nevada, Club	08	12	14	BB14L-A2	<i>BTX14AHL-BS</i>	<i>BGX14AHL-5</i>
750	Nevada 750 Classic	-	12	14	BB14L-A2	<i>BTX14AHL-BS</i>	<i>BGX14AHL-5</i>
750	Nevada 750 Classic	10→	12	12	BTX14AHL-BS		<i>BGX14AHL-5</i>
750	Nevada750 S.E. 07	-	12	14	BB14L-A2	<i>BTX14AHL-BS</i>	<i>BGX14AHL-5</i>
750	NTX	-	12	18	BB18L-A	<i>BTX20HL-BS</i>	<i>BGX20HL-5</i>
750	Strada	-	12	18	BB18L-A	<i>BTX20HL-BS</i>	<i>BGX20HL-5</i>
750	Strada	93→96	12	30 (20Hr)	53030		
750	Targa	90→93	12	30 (20Hr)	53030		
750	V7	→08	12	14	BB14L-A2	<i>BTX14AHL-BS</i>	<i>BGX14AHL-5</i>
750	V7	08→	12	12	BTX14AHL-BS		<i>BGX14AHL-5</i>
750	V7 Classic	09→	12	12	BTX14AHL-BS		<i>BGX14AHL-5</i>
750	V75	95→97	12	18	BB18L-A	<i>BTX20HL-BS</i>	<i>BGX20HL-5</i>
750	V75	08	12	12	BTX14AHL-BS		<i>BGX14AHL-5</i>
850	Breva	-	12	18	BTX20CH-BS		<i>BGX16-5</i>
850	Griso	-	12	18	BTX20CH-BS		<i>BGX16-5</i>
850	Le Man	-	12	30 (20Hr)	53030		
850	Norge	-	12	18	BTX20CH-BS		<i>BGX16-5</i>
850	T3, T4, T5	-	12	30 (20Hr)	53030		

(1) OEM Fitment (2) Suggested Upgrade by BS • See Cross Reference Chart page 18 for other Upgrade possibilities



MOTO GUZZI

cc	 	Year	V	Ah	Battery Type ¹	Upgrade by BS ²	GEL by BS
850	T3, T4, T5 III	81→88	12	30 (20Hr)	53030		
936	Bellagio	10→	12	18	BTX20L-BS	<i>BTX20HL-BS</i>	<i>BGX20HL-5</i>
1000	1000NT	-	12	30 (20Hr)	53030		
1000	1000S	94→98	12	30 (20Hr)	53030		
1000	California II/III	82→98	12	30 (20Hr)	53030		
1000	Convert	-	12	30 (20Hr)	53030		
1000	Daytona	-	12	30 (20Hr)	53030		
1000	Daytona, RS	92→98	12	30 (20Hr)	53030		
1000	G5/Convert	-	12	30 (20Hr)	53030		
1000	GT	-	12	30 (20Hr)	53030		
1000	Le Mans	-	12	30 (20Hr)	53030		
1000	Le Mans III	85→93	12	30 (20Hr)	53030		
1000	Mille	-	12	30 (20Hr)	53030		
1000	Mille GT	87→93	12	30 (20Hr)	53030		
1000	Quota	-	12	30 (20Hr)	53030		
1000	Quota	92→95	12	20	B50-N18L-A	<i>BTX18L-BS</i>	
1000	SP/California/III	-	12	30 (20Hr)	53030		
1000	SP/II/III	77→91	12	30 (20Hr)	53030		
1000	Strada	93→96	12	30 (20Hr)	53030		
1000	V10 Centauro Sport/GT/SP	97→00	12	30 (20Hr)	53030		
1000	V10 Centauro Sport, GT	00→	12	13	BTX15L-BS		<i>BGX15L-5</i>
1064	California Classic, Vintage	10→	12	18	BTX20L-BS	<i>BTX20HL-BS</i>	<i>BGX20HL-5</i>
1100	1100 Sport/1	94→01	12	30 (20Hr)	53030		
1100	Breva	-	12	18	BTX20L-BS	<i>BTX20HL-BS</i>	<i>BGX20HL-5</i>
1100	Breva ABS	→07	12	18	BTX20CH-BS		<i>BGX16-5</i>
1100	Breva, Griso	05→	12	18	BTX20CH-BS		<i>BGX16-5</i>
1100	California	-	12	18	BTX20L-BS	<i>BTX20HL-BS</i>	<i>BGX20HL-5</i>
1100	California (CA only)	03→05	12	13	BTX15L-BS		<i>BGX15L-5</i>
1100	California EV, Stone	99→04	12	30 (20Hr)	53030		
1100	California, Special, Jackal	-	12	18	BTX20CH-BS		<i>BGX16-5</i>
1100	Griso, Breva	-	12	18	BTX20CH-BS		<i>BGX16-5</i>
1100	Jackal	-	12	30 (20Hr)	53030		
1100	Quota 1100 ES	99→02	12	13	BTX15L-BS		<i>BGX15L-5</i>
1100	Quota1100ES	00→01	12	30 (20Hr)	53030		
1100	Sport 1100i	97→99	12	13	BTX15L-BS		<i>BGX15L-5</i>
1100	Stone, EV	94→05	12	30 (20Hr)	53030		
1100	V11 Ballabgio	-	12	13	BTX15L-BS		<i>BGX15L-5</i>
1100	V11 Ballabgio	-	12	18	BTX20L-BS	<i>BTX20HL-BS</i>	<i>BGX20HL-5</i>
1100	V11 Bassa	99→00	12	30 (20Hr)	53030		
1100	V11 Cafe Sports	-	12	13	BTX15L-BS		<i>BGX15L-5</i>
1100	V11 EV	98→99	12	30 (20Hr)	53030		
1100	V11 Le Mans	-	12	30 (20Hr)	53030		
1100	V11 Le Mans Rosso Corsa	-	12	13	BTX15L-BS		<i>BGX15L-5</i>
1100	V11 Le Mans, Sport	99→05	12	13	BTX15L-BS		<i>BGX15L-5</i>
1100	V11 Sport	99→	12	30 (20Hr)	53030		
1200	Norge	09→	12	18	BTX20CH-BS		<i>BGX16-5</i>
1200	Norge 1200 T	-	12	18	BTX20CH-BS		<i>BGX16-5</i>
1200	Sport	09→	12	18	BTX20CH-BS		<i>BGX16-5</i>
1200	Sport ABS	09→10	12	18	BTX20CH-BS		<i>BGX16-5</i>

(1) OEM Fitment (2) Suggested Upgrade by BS • See Cross Reference Chart page 18 for other Upgrade possibilities

cc	 	Year	V	Ah	Battery Type ¹	Upgrade by BS ²	GEL by BS
1200	Stervio	09→10	12	18	BTX20CH-BS		BGX16-5
1200	Stelvio 4V	-	12	18	BTX20CH-BS		BGX16-5
1200	Stelvio	09→	12	18	BTX20CH-BS		BGX16-5
1200	Breva 1200	09→10	12	18	BTX20CH-BS		BGX16-5
1200	Breva 1200 ABS	-	12	18	BTX20CH-BS		BGX16-5
1200	MGS-01 Corsa	-	12	18	BTX20L-BS	BTX20HL-BS	BGX20HL-5
MV AGUSTA							
350	350GT, Scrambler	-	12	5,5	12N5.5-3B		
750	F4, Brutale	00→08	12	8.6	BTZ10S		BGZ10S
750	F4, Brutale	04→	12	8.6	BTZ10S		BGZ10S
750	750GT	-	12	30 (20Hr)	53030		
750	F4, Serie Oro	-	12	30 (20Hr)	53030		
910	Brutale	06→08	12	8.6	BTZ10S		BGZ10S
1000	Brutale 1078RR	09→10	12	8.6	BTZ10S		BGZ10S
1000	F4	05→10	12	8.6	BTZ10S		BGZ10S
1000	F4 1000	-	12	28	B60-N24L-A		
MZ-MuZ							
125	ES125, ETS	-	6	11	6N11A-1B		
125	ETZ125	-	12	9	12N9-3B	BB9L-B	
125	TS125	-	6	11	6N11A-1B		
125	ETZ150	85→90	12	9	12N9-3B	BB9L-B	
125	SM125	01→08	12	5,5	12N5.5-3B		
125	SX125	01→08	12	5,5	12N5.5-3B		
125	Roadstar	93→94	12	5	BB5L-B	BT5A-3	BG5L-B
125	Sazson Sport Star	93→97	12	5	BB5L-B	BT5A-3	BG5L-B
150	TS150	-	6	11	6N11A-1B		
250	ETS250	-	6	11	6N11A-1B		
250	ETZ250	81→90	12	9	12N9-3B	BB9L-B	
250	TS250	-	6	11	6N11A-1B		
251	Saxson Fun, Tour	93→94	12	5	BB5L-B	BT5A-3	BG5L-B
301	ETZ301	89→91	12	5,5	12N5.5-3B		
301	Saxon Fun 301, Tour 301	92→94	12	5,5	12N5.5-3B		
500	Green Star	97	12	14	BB14L-A2	BTX14AHL-BS	BGX14AHL-5
500	Red Star	97	12	14	BB14L-A2	BTX14AHL-BS	BGX14AHL-5
500	Saxon Fun	93	12	14	BB14L-A2	BTX14AHL-BS	BGX14AHL-5
500	Saxon Country	93→97	12	14	BB14L-A2	BTX14AHL-BS	BGX14AHL-5
500	Silver Star Classic	93→96	12	14	BB14L-A2	BTX14AHL-BS	BGX14AHL-5
500	Tour	93→94	12	14	BB14L-A2	BTX14AHL-BS	BGX14AHL-5
660	Baghira	97→	12	9	BB9L-B		
660	Mastiff	97→	12	9	BB9L-B		
660	Skorpion Classic	97	12	9	BB9L-B		
660	Skorpion	95→01	12	9	BB9L-A2		
660	Skorpion Race Replica	95→96	12	9	BB9L-B		
660	Skorpion Replica	97	12	9	BB9L-B		
660	Skorpion Sport	94→97	12	9	BB9L-B		
660	Skorpion Tour	94→97	12	9	BB9L-B		
660	Skorpion Traveller	97	12	9	BB9L-B		
NORTON							
350	350 Navigator	-	6	11	6N11A-1B		

(1) OEM Fitment (2) Suggested Upgrade by BS • See Cross Reference Chart page 18 for other Upgrade possibilities

cc	 	Year	V	Ah	Battery Type ¹	Upgrade by BS ²	GEL by BS
750	750 Ranger Commando	-	12	9	BB9-B	<i>BT9A-BS</i>	<i>BG9-B</i>
850	850 Commando (75)	-	12	12	BTX14AHL-BS		<i>BGX14AHL-5</i>
961	961 Commando , 961SE, Sport	-	-	-	-		
PANDA MOTOR SPORTS							
50	Com-ute	96→02	6	4	6N4-2A		<i>G6N4-2A</i>
50	Cub	96→99	12	3	BTX4L-BS		<i>BGX4L-5</i>
50	Fun Rider	96→02	6	2	6N2-2A		
50	Retro	01→02	12	8	BB7-A		
70	Trail Rider	99→02	12	3	BTX4L-BS		<i>BGX4L-5</i>
PEUGEOT							
25	Fox LA	95→97	12	4	BB4L-B	<i>BT4A-3</i>	<i>BG4L-B</i>
50	Buxy	95→97	12	4	BB4L-B	<i>BT4A-3</i>	<i>BG4L-B</i>
50	Buxy RS	96→97	12	4	BB4L-B	<i>BT4A-3</i>	<i>BG4L-B</i>
50	Elyseo	98	12	4	BB4L-B	<i>BT4A-3</i>	<i>BG4L-B</i>
50	Elystar TDS	03→	12	4	BB4L-B	<i>BT4A-3</i>	<i>BG4L-B</i>
50	Fox Lux	95→97	12	4	BB4L-B	<i>BT4A-3</i>	<i>BG4L-B</i>
50	Liverty	-	12	4	BB4L-B	<i>BT4A-3</i>	<i>BG4L-B</i>
50	Looxor	01→	12	4	BB4L-B	<i>BT4A-3</i>	<i>BG4L-B</i>
50	Looxor TDS	02→	12	8	BB7L-B		
50	Rapido, Rapido3	01→	12	4	BB4L-B	<i>BT4A-3</i>	<i>BG4L-B</i>
50	SCLI Metropolis	01→	12	4	BB4L-B	<i>BT4A-3</i>	<i>BG4L-B</i>
50	Speedake	01→	12	4	BB4L-B	<i>BT4A-3</i>	<i>BG4L-B</i>
50	Speedfight/LC	97→99	12	4	BB4L-B	<i>BT4A-3</i>	<i>BG4L-B</i>
50	Speedfight2	00→	12	4	BB4L-B	<i>BT4A-3</i>	<i>BG4L-B</i>
50	Squab	96→97	12	4	BB4L-B	<i>BT4A-3</i>	<i>BG4L-B</i>
50	ST	01→	12	4	BB4L-B	<i>BT4A-3</i>	<i>BG4L-B</i>
50	SV Blue Star	97	12	4	BB4L-B	<i>BT4A-3</i>	<i>BG4L-B</i>
50	SV Junior	93→96	12	4	BB4L-B	<i>BT4A-3</i>	<i>BG4L-B</i>
50	SV, SV Geo	93→97	12	4	BB4L-B	<i>BT4A-3</i>	<i>BG4L-B</i>
50	Trekker Road/Off Road	99	12	4	BB4L-B	<i>BT4A-3</i>	<i>BG4L-B</i>
50	Vivacity	99	12	4	BB4L-B	<i>BT4A-3</i>	<i>BG4L-B</i>
50	X-Fight	-	12	4	BB4L-B	<i>BT4A-3</i>	<i>BG4L-B</i>
50	Zenith	95→96	12	4	BB4L-B	<i>BT4A-3</i>	<i>BG4L-B</i>
50	Jet Force	03	12	4	BB4L-B	<i>BT4A-3</i>	<i>BG4L-B</i>
50	Ludix	04	12	4	BB4L-B	<i>BT4A-3</i>	<i>BG4L-B</i>
50	Tweet 50	10→	12	6	BTX7A-BS		<i>BGX7A-5</i>
80	SV80	93→96	12	5	BB5L-B	<i>BT5A-3</i>	<i>BG5L-B</i>
100	Elyseo	99	12	8	BB7L-B		
100	Elyseo	01→	12	4	BTX5L-BS		<i>BGX5L-5</i>
100	Looxor	01→	12	4	BTX5L-BS		<i>BGX5L-5</i>
100	Speedfighter	98→	12	4	BTX5L-BS		<i>BGX5L-5</i>
100	SV	→97	12	5	BB5L-B	<i>BT5A-3</i>	<i>BG5L-B</i>
100	Trekker	98→	12	4	BTX5L-BS		<i>BGX5L-5</i>
100	Vivacity	99→	12	4	BTX5L-BS		<i>BGX5L-5</i>
100	X-Fight	01→	12	4	BTX5L-BS		<i>BGX5L-5</i>
100	Zenith	01→	12	4	BB4L-B	<i>BT4A-3</i>	<i>BG4L-B</i>
105	Ciclomotore (E-Starter)	01→	12	4	BB4L-B	<i>BT4A-3</i>	<i>BG4L-B</i>
125	CityStar	11→	12	12	BB12AL-A2		
125	Jet Force	03	12	12	BB12AL-A		

(1) OEM Fitment (2) Suggested Upgrade by BS • See Cross Reference Chart page 18 for other Upgrade possibilities

cc	 	Year	V	Ah	Battery Type ¹	Upgrade by BS ²	GEL by BS
125	Jet Force Compressor	03	12	12	BB12AL-A		
125	Satelis 125	05→	12	12	BB12AL-A		
125	Satelis Compressor	07	12	14	BB14L-A2	BTX14AHL-BS	BGX14AHL-5
125	Geopolis	05	12	12	BB12AL-A		
125	Elyseo	-	12	8	BB7-A		
125	Elystar	02→	12	8	BB7-A		
125	SV125	93→97	12	5	BB5L-B	BT5A-3	BG5L-B
125	Tweet 125	10→	12	6	BTX7A-BS		BGX7A-5
150	Elyseo	98	12	8	BB7-A		
150	Elystar	02→	12	8	BB7-A		
250	ST/SV	01→	12	10	BTX12-BS		BGX12-5
250	Satelis	06	12	12	BB12AL-A		
250	Geopolis	05	12	12	BB12AL-A		
400	Satelis	07	12	10	BTX12-BS		BGX12-5
500	Satelis	07	12	10	BTX12-BS		BGX12-5
PGO							
25	Comet	95→97	12	3	BTX4L-BS		BGX4L-5
25	Galaxy	97	12	3	BTX4L-BS		BGX4L-5
25	Mega	97	12	3	BTX4L-BS		BGX4L-5
50	Big Max	95→96	12	4	BB4L-B	BT4A-3	BG4L-B
50	Big Max Sport	96→97	12	3	BTX4L-BS		BGX4L-5
50	Comet	93→96	12	3	BTX4L-BS		BGX4L-5
50	Comet Junior	94→97	12	3	BTX4L-BS		BGX4L-5
50	Galaxy	93→97	12	3	BTX4L-BS		BGX4L-5
50	Mega	97	12	3	BTX4L-BS		BGX4L-5
50	Star-Star II	93→96	12	3	BTX4L-BS		BGX4L-5
50	Tornado	97	12	3	BTX4L-BS		BGX4L-5
80	Star	93→96	12	3	BTX4L-BS		BGX4L-5
90	Big Max	97	12	3	BTX4L-BS		BGX4L-5
90	Galaxy	94→97	12	3	BTX4L-BS		BGX4L-5
90	Tornado	97	12	3	BTX4L-BS		BGX4L-5
125	Ultima125	95→	12	3	BTX4L-BS		BGX4L-5
PIAGGIO							
25	Free, Free FL	94→98	12	4	BB4L-B	BT4A-3	BG4L-B
25	Velofax	→98	12	4	BB4L-B	BT4A-3	BG4L-B
25	Zip	94→98	12	4	BB4L-B	BT4A-3	BG4L-B
50	Diesis	-	12	4	BB4L-B	BT4A-3	BG4L-B
50	DNA	-	12	3	BTX4L-BS		BGX4L-5
50	Easy Moving	-	12	4	BB4L-B	BT4A-3	BG4L-B
50	Fly	05→07	12	4	BB4L-B	BT4A-3	BG4L-B
50	Fly 50 2T	07→	12	4	BB4L-B	BT4A-3	BG4L-B
50	Fly 50 4T	05→	12	9	BB9-B	BT9A-BS	BG9-B
50	Free PTT	-	12	3	BTX4L-BS		BGX4L-5
50	Free, FD	94→99	12	4	BB4L-B	BT4A-3	BG4L-B
50	Free	-	12	3	BTX4L-BS		BGX4L-5
50	GPR 50	-	12	3	BTX4L-BS		BGX4L-5
50	ICE 50	-	12	3	BTX4L-BS		BGX4L-5
50	Liberty	97→03	12	4	BB4L-B	BT4A-3	BG4L-B
50	Liberty 2T, 2T RST	04→06	12	4	BB4L-B	BT4A-3	BG4L-B

(1) OEM Fitment (2) Suggested Upgrade by BS • See Cross Reference Chart page 18 for other Upgrade possibilities

cc	 	Year	V	Ah	Battery Type ¹	Upgrade by BS ²	GEL by BS
50	Liberty 2T Sport	06→08	12	9	BB9-B	<i>BT9A-BS</i>	<i>BG9-B</i>
50	Liberty 4T, 4T RST, 4T Sport	04→08	12	9	BB9-B	<i>BT9A-BS</i>	<i>BG9-B</i>
50	Liberty PTT	-	12	3	BTX4L-BS		<i>BGX4L-5</i>
50	LX50	10→	12	9	BB9-B	<i>BT9A-BS</i>	<i>BG9-B</i>
50	NRG	94→98	12	4	BB4L-B	<i>BT4A-3</i>	<i>BG4L-B</i>
50	NRG 2T H2O Power	-	12	9	BB9-B	<i>BT9A-BS</i>	<i>BG9-B</i>
50	NRG Extreme, DT, DD	99→01	12	3	BTX4L-BS		<i>BGX4L-5</i>
50	NRG MC2	96→98	12	4	BB4L-B	<i>BT4A-3</i>	<i>BG4L-B</i>
50	NRG MC3	01→04	12	4	BB4L-B	<i>BT4A-3</i>	<i>BG4L-B</i>
50	NRG Power	-	12	4	BB4L-B	<i>BT4A-3</i>	<i>BG4L-B</i>
50	NRG Power DD	05→06	12	4	BB4L-B	<i>BT4A-3</i>	<i>BG4L-B</i>
50	NRG Power DT	05→06	12	4	BB4L-B	<i>BT4A-3</i>	<i>BG4L-B</i>
50	NRG Power PureJet	04→08	12	9	BB9-B	<i>BT9A-BS</i>	<i>BG9-B</i>
50	NRG PureJet	02→04	12	9	BB9-B	<i>BT9A-BS</i>	<i>BG9-B</i>
50	NTT	95→96	12	4	BB4L-B	<i>BT4A-3</i>	<i>BG4L-B</i>
50	Quartz	93→98	12	4	BB4L-B	<i>BT4A-3</i>	<i>BG4L-B</i>
50	RCR	-	12	4	BB4L-B	<i>BT4A-3</i>	<i>BG4L-B</i>
50	Runner	03→08	12	4	BB4L-B	<i>BT4A-3</i>	<i>BG4L-B</i>
50	Runner Poggiali	-	12	3	BTX4L-BS		<i>BGX4L-5</i>
50	Runner Replica	-	12	9	BB9-B	<i>BT9A-BS</i>	<i>BG9-B</i>
50	Scatto	-	12	4	BB4L-B	<i>BT4A-3</i>	<i>BG4L-B</i>
50	Sfera, RST	93→98	12	4	BB4L-B	<i>BT4A-3</i>	<i>BG4L-B</i>
50	SMT	-	12	4	BB4L-B	<i>BT4A-3</i>	<i>BG4L-B</i>
50	SP50	10→	12	4	BB4L-B	<i>BT4A-3</i>	<i>BG4L-B</i>
50	SR 50 Purejet	-	12	9	BB9-B	<i>BT9A-BS</i>	<i>BG9-B</i>
50	Stalker 50	-	12	4	BB4L-B	<i>BT4A-3</i>	<i>BG4L-B</i>
50	Stalker Naked	-	12	4	BB4L-B	<i>BT4A-3</i>	<i>BG4L-B</i>
50	Storm 50	95→96	12	4	BB4L-B	<i>BT4A-3</i>	<i>BG4L-B</i>
50	Typhoon 50	94→99	12	4	BB4L-B	<i>BT4A-3</i>	<i>BG4L-B</i>
50	Typhoon 50	09→	12	9	BB9-B	<i>BT9A-BS</i>	<i>BG9-B</i>
50	Typhoon 50 USA, Canada	-	12	9	BB9-B	<i>BT9A-BS</i>	<i>BG9-B</i>
50	Velofax	96→99	12	4	BB4L-B	<i>BT4A-3</i>	<i>BG4L-B</i>
50	Vespa 4T	-	12	9	BB9-B	<i>BT9A-BS</i>	<i>BG9-B</i>
50	Vespa Elestar	70→72	6	11	6N11A-3A		
50	Vespa ET2 Iniez	-	12	5	BB5L-B	<i>BT5A-3</i>	<i>BG5L-B</i>
50	Vespa ET2, Injection	97→99	12	4	BB4L-B	<i>BT4A-3</i>	<i>BG4L-B</i>
50	Vespa ET4	00→05	12	9	BB9-B	<i>BT9A-BS</i>	<i>BG9-B</i>
50	Vespa ET4 Euro 2	-	12	9	BB9-B	<i>BT9A-BS</i>	<i>BG9-B</i>
50	Vespa LX 2T	05→08	12	4	BB4L-B	<i>BT4A-3</i>	<i>BG4L-B</i>
50	Vespa LX 4T, LXV 2T	05→08	12	9	BB9-B	<i>BT9A-BS</i>	<i>BG9-B</i>
50	Vespa PK Rush	88→97	12	8	BB7-A		
50	Vespa PK/HP	-	12	8	BB7-A		
50	Vespa PX	-	12	9	BB9-B	<i>BT9A-BS</i>	<i>BG9-B</i>
50	Vespa LX 4T	08→	12	9	BB9-B	<i>BT9A-BS</i>	<i>BG9-B</i>
50	Vespa LXV 2T	08→	12	9	BB9-B	<i>BT9A-BS</i>	<i>BG9-B</i>
50	Vespa LXS	07→	12	9	BB9-B	<i>BT9A-BS</i>	<i>BG9-B</i>
50	Zip	-	12	4	BB4L-B	<i>BT4A-3</i>	<i>BG4L-B</i>
50	Zip Fast Rider	-	12	4	BB4L-B	<i>BT4A-3</i>	<i>BG4L-B</i>
50	Zip 2T	00→07	12	4	BB4L-B	<i>BT4A-3</i>	<i>BG4L-B</i>

(1) OEM Fitment (2) Suggested Upgrade by BS • See Cross Reference Chart page 18 for other Upgrade possibilities

cc	 	Year	V	Ah	Battery Type ¹	Upgrade by BS ²	GEL by BS
50	Zip 2T	08→	12	3	BTX4L-BS		BGX4L-5
50	Zip 4T	00→05	12	8	BTX9-BS		BGX9-5
50	Zip 4T Euro2	-	12	6	BTX7L-BS		BGX7L-5
50	Zip Catalyzed. 2T	00→02	12	3	BTX4L-BS		BGX4L-5
50	Zip SP (Euro 2)	06→08	12	4	BB4L-B	BT4A-3	BG4L-B
80	P80X	-	12	5,5	12N5.5-3B		
80	PK80	-	12	5,5	12N5.5-3B		
80	PK80S, XL	-	12	8	BB7-A		
80	PX80 E	-	12	8	BB7-A		
80	PX80 E Lusso	90→96	12	8	BB7-A		
80	Sfera80	93→95	12	8	BB7-A		
80	TPH80	95→	12	5	BB5L-B	BT5A-3	BG5L-B
100	Diesis	07→	12	3	BTX4L-BS		BGX4L-5
100	Fly 4T	05→08	12	9	BB9-B	BT9A-BS	BG9-B
100	Free 4T	02→06	12	8	BTX9-BS		BGX9-5
100	Free 100 4T	→07	12	6	BTX7L-BS		BGX7L-5
100	Zip100	06→	12	8	BTX9-BS		BGX9-5
125	Beverly	00→03	12	10	BT12B-BS		BG12B-4
125	Beverly 125, GT, 4T	-	12	9	BB9-B	BT9A-BS	BG9-B
125	Beverly, Sport (Euro 3)	-	12	10	BTX12-BS		BGX12-5
125	Beverly RST 4T 4V ie (Euro 3)	10→	12	10	BTX12-BS		BGX12-5
125	Carnaby 124 4T	07→08	12	10	BTX12-BS		BGX12-5
125	Cosa, CL, FL, X	→95	12	8	BB7-A		
125	DNA 125	-	12	9	BB9-B	BT9A-BS	BG9-B
125	DNA 125 4T	-	12	11	BB10L-B	BT10-3	BG10L-BP
125	Excutive	00→	12	9	BB9-B	BT9A-BS	BG9-B
125	Fly 125	05→	12	9	BB9-B	BT9A-BS	BG9-B
125	Granturismo	-	12	10	BTX12-BS		BGX12-5
125	Hexagon	94→97	12	9	BB9-B	BT9A-BS	BG9-B
125	Hexagon 4T	-	12	11	BB10L-BP	BT10-3	BG10L-BP
125	Hexagon GTX	-	12	11	BB10L-B	BT10-3	BG10L-BP
125	Hexagon LX4	00→	12	10	BTX12-BS		BGX12-5
125	Hexagon, Hexagon LX, RST	98→99	12	9	BB9-B	BT9A-BS	BG9-B
125	Liberty	98→02	12	9	BB9-B	BT9A-BS	BG9-B
125	Liberty 4T, Sport	08	12	10	BTX12-BS		BGX12-5
125	MP3	07→09	12	12	BTX14-BS	BTX14H-BS	BGX14-5
125	Nexus 125	-	12	10	BTX12-BS		BGX12-5
125	RS 125 ES, Racing	-	12	9	BB9-B	BT9A-BS	BG9-B
125	Runner 125, DT, DD, 4T, VX, E2	-	12	9	BB9-B	BT9A-BS	BG9-B
125	Runner 125 VX 4T	07	12	9	BB9-B	BT9A-BS	BG9-B
125	Sfera RST	-	12	9	BB9-B	BT9A-BS	BG9-B
125	Sfera 4T	96→98	12	8	BB7-A		
125	Skipper	93→97	12	8	BB7-A		
125	Skipper 125 2T	-	12	9	BB9-B	BT9A-BS	BG9-B
125	Skipper 4T	-	12	9	BB9-B	BT9A-BS	BG9-B
125	Skipper LX/ST4T	98→99	12	9	BB9-B	BT9A-BS	BG9-B
125	SKR	94→98	12	8	BB7-A		
125	ST4 Leader	00→	12	8	BTX9-BS		BGX9-5
125	Superhexagon GTX	00→02	12	10	BTX12-BS		BGX12-5

(1) OEM Fitment (2) Suggested Upgrade by BS • See Cross Reference Chart page 18 for other Upgrade possibilities

cc	 	Year	V	Ah	Battery Type ¹	Upgrade by BS ²	GEL by BS
125	Typhoon, X, XR	96→99	12	9	BB9-B	<i>BT9A-BS</i>	<i>BG9-B</i>
125	Vespa ET4, LX	96→02	12	9	BB9-B	<i>BT9A-BS</i>	<i>BG9-B</i>
125	Vespa ETS	-	12	8	BB7-A		
125	Vespa Granturismo	06→07	12	9	BB9-B	<i>BT9A-BS</i>	<i>BG9-B</i>
125	Vespa GT H2O, UK	-	12	9	BB9-B	<i>BT9A-BS</i>	<i>BG9-B</i>
125	Vespa GTS 125	06→	12	9	BB9-B	<i>BT9A-BS</i>	<i>BG9-B</i>
125	Vespa GTV 4T Navy, LXV	-	12	10	BTX12-BS		<i>BGX12-5</i>
125	Vespa LXV 125 4T	-	12	10	BTX12-BS		<i>BGX12-5</i>
125	Vespa LX Touring	10→	12	10	BTX12-BS		<i>BGX12-5</i>
125	Vespa LXV ie 4T	10→	12	10	BTX12-BS		<i>BGX12-5</i>
125	Vespa P125X	→98	12	5,5	12N5.5-3B		
125	Vespa PK-S, -FL, -XL	-	12	8	BB7-A		
125	Vespa PX E, S	→98	12	9	BB9-B	<i>BT9A-BS</i>	<i>BG9-B</i>
125	Vespa Sprint	-	6	7	B39-6		
125	Vespa T5	-	12	8	BB7-A		
125	X7 (Euro3)	08	12	10	BTX12-BS		<i>BGX12-5</i>
125	X8 Premium	06→07	12	12	BTX14-BS	<i>BTX14H-BS</i>	<i>BGX14-5</i>
125	X8 Street, Premium (Euro2)	06→07	12	11	BB10L-BP	<i>BT10-3</i>	<i>BG10L-BP</i>
125	X9, Evolution	03→07	12	9	BB9-B	<i>BT9A-BS</i>	<i>BG9-B</i>
125	Zip 4T	00→	12	8	BTX9-BS		<i>BGX9-5</i>
125	X8 125 Premium (Euro 3)	-	12	12	BTX14-BS	<i>BTX14H-BS</i>	<i>BGX14-5</i>
125	Beverly 125 Tourer (Euro 3)	-	12	10	BTX12-BS		<i>BGX12-5</i>
125	Vespa GTV 125 4T Navy (Euro 3)	08→09	12	10	BTX12-BS		<i>BGX12-5</i>
125	Vespa LXV 125 4T Navy (Euro 3)	-	12	10	BTX12-BS		<i>BGX12-5</i>
125	Runner 125 VX 4T -ST- (Euro 3)	-	12	10	BTX12-BS		<i>BGX12-5</i>
125	X Evo 125 (Euro 3)	07→	12	12	BTX14-BS	<i>BTX14H-BS</i>	<i>BGX14-5</i>
150	Cosa CL, X	88→91	12	8	BB7-A		
150	Excutive	-	12	9	BB9-B	<i>BT9A-BS</i>	<i>BG9-B</i>
150	Fly 150	05→08	12	9	BB9-B	<i>BT9A-BS</i>	<i>BG9-B</i>
150	Hexagon	94→97	12	9	BB9-B	<i>BT9A-BS</i>	<i>BG9-B</i>
150	Liberty	00→03	12	9	BB9-B	<i>BT9A-BS</i>	<i>BG9-B</i>
150	Liberty 4T, Sport	-	12	10	BTX12-BS		<i>BGX12-5</i>
150	LX150	10→	12	9	BB9-B	<i>BT9A-BS</i>	<i>BG9-B</i>
150	Skipper	93→97	12	8	BB7-A		
150	Skipper 150 2T	-	12	9	BB9-B	<i>BT9A-BS</i>	<i>BG9-B</i>
150	Skipper LX/ST 4T	98→00	12	9	BB9-B	<i>BT9A-BS</i>	<i>BG9-B</i>
150	Typhoon 150	-	12	9	BB9-B	<i>BT9A-BS</i>	<i>BG9-B</i>
150	Vespa PX 150	-	12	9	BB9-B	<i>BT9A-BS</i>	<i>BG9-B</i>
150	Vespa ET4 (sealed)	99→	12	8	BTX9-BS		<i>BGX9-5</i>
150	Vespa ET4, LX, PX	99→04	12	9	BB9-B	<i>BT9A-BS</i>	<i>BG9-B</i>
150	Vespa GL	63→64	6	7	B39-6		
150	Vespa GS	55→61	6	10	B49-6		
150	Vespa LX 4T	-	12	10	BTX12-BS		<i>BGX12-5</i>
150	Vespa LX Touring	10→	12	10	BTX12-BS		<i>BGX12-5</i>
150	Vespa PX X	-	12	8	BB7-A		
150	Vespa Sprint	-	6	10	B49-6		
150	Skipper 150	-	12	9	BB9-B	<i>BT9A-BS</i>	<i>BG9-B</i>
150	Fly 150 4T USA	-	12	9	BB9-B	<i>BT9A-BS</i>	<i>BG9-B</i>
150	Vespa 150 LX (Canada, USA)	07	12	9	BB9-B	<i>BT9A-BS</i>	<i>BG9-B</i>


(1) OEM Fitment (2) Suggested Upgrade by BS • See Cross Reference Chart page 18 for other Upgrade possibilities

cc	 	Year	V	Ah	Battery Type ¹	Upgrade by BS ²	GEL by BS
150	Liberty 150	-	12	10	BT12A-BS		BG12A-5
150	Liberty Sport 150	-	12	10	BT12A-BS		BG12A-5
150	Liberty 150 4T (Euro 3)	-	12	10	BTX12-BS		BGX12-5
150	Liberty 150 4T Sport (Euro 3)	-	12	10	BTX12-BS		BGX12-5
150	X8 Street (Euro2)	06→08	12	11	BB10L-BP	BT10-3	BG10L-BP
180	DNA 180	-	12	9	BB9-B	BT9A-BS	BG9-B
180	DNA 180 4T	-	12	11	BB10L-BP	BT10-3	BG10L-BP
180	Hexagon 4T	-	12	11	BB10L-BP	BT10-3	BG10L-BP
180	Hexagon LXT	98→99	12	11	BB10L-B	BT10-3	BG10L-BP
180	Hexagon LXT	00→	12	10	BTX12-BS		BGX12-5
180	Runner 180 2T	-	12	9	BB9-B	BT9A-BS	BG9-B
180	Runner 180 4T	07→	12	10	BTX12-BS		BGX12-5
180	Superhexagon GTX	00→01	12	10	BTX12-BS		BGX12-5
180	Vespa SS	01→	6	10	B49-6		
180	X9	01→	12	11	BB10L-BP	BT10-3	BG10L-BP
200	Beverly	-	12	11	BB10L-BP	BT10-3	BG10L-BP
200	Beverly 200	07→	12	10	BTX12-BS		BGX12-5
200	Carnaby 4T	-	12	12	BTX14-BS	BTX14H-BS	BGX14-5
200	Cosa	→96	12	9	BB9-B	BT9A-BS	BG9-B
200	Granturismo L	-	12	11	BB10L-BP	BT10-3	BG10L-BP
200	Liberty	-	12	11	BB10L-BP	BT10-3	BG10L-BP
200	Liberty 200 4T	-	12	11	BB10L-BP	BT10-3	BG10L-BP
200	Liberty 200 4T Sport	07	12	10	BTX12-BS		BGX12-5
200	Runner 4T	-	12	11	BB10L-BP	BT10-3	BG10L-BP
200	Runner VXR 4T, RST	-	12	11	BB10L-BP	BT10-3	BG10L-BP
200	Vespa Granturismo	-	12	11	BB10L-BP	BT10-3	BG10L-BP
200	Vespa GT200	-	12	11	BB10L-BP	BT10-3	BG10L-BP
200	Vespa P E	-	12	8	BB7-A		
200	Vespa PX E Lusso	→98	12	8	BB7-A		
200	X8	-	12	11	BB10L-BP	BT10-3	BG10L-BP
200	X9 Evolution	-	12	11	BB10L-BP	BT10-3	BG10L-BP
200	Motore Go-Kart 200cc	-	12	6	BTX7L-BS		BGX7L-5
200	Vespa PX 200	-	12	9	BB9-B	BT9A-BS	BG9-B
200	Liberty 200cc.	-	12	10	BT12A-BS		BG12A-5
200	Carnaby 200 4T (Euro 3)	07→08	12	12	BTX14-BS	BTX14H-BS	BGX14-5
200	Runner 200 VXR 4T -ST- (Euro 3)	-	12	10	BTX12-BS		BGX12-5
250	Beverly, Cruiser, Tourer	07→09	12	12	BTX14-BS	BTX14H-BS	BGX14-5
250	Beverly, RST, Euro3	04→05	12	11	BB10L-BP	BT10-3	BG10L-BP
250	Carnaby 4T ie	08	12	12	BTX14-BS	BTX14H-BS	BGX14-5
250	GTS250	10→	12	12	BTX14-BS	BTX14H-BS	BGX14-5
250	GTV250	→10	12	12	BTX14-BS	BTX14H-BS	BGX14-5
250	Hexagon	99	12	11	BB10L-BP	BT10-3	BG10L-BP
250	Hexagon	98	12	9	BB9-B	BT9A-BS	BG9-B
250	Hexagon GT	98→00	12	10	BTX12-BS		BGX12-5
250	MP3	06→	12	12	BTX14-BS	BTX14H-BS	BGX14-5
250	Nexus, Euro3	-	12	12	BTX14-BS	BTX14H-BS	BGX14-5
250	Nexus, SP Euro3	-	12	14	BB14L-A2	BTX14AHL-BS	BGX14AHL-5
250	Superhexagon GTX	00	12	11	BB10L-B	BT10-3	BG10L-BP
250	Superhexagon GTX	01→03	12	10	BTX12-BS		BGX12-5

(1) OEM Fitment (2) Suggested Upgrade by BS • See Cross Reference Chart page 18 for other Upgrade possibilities

cc	 	Year	V	Ah	Battery Type ¹	Upgrade by BS ²	GEL by BS
250	Superhexagon GTX	03→	12	11	BB10L-BP	BT10-3	BG10L-BP
250	Vespa GTS, GTV, ie 60	05→09	12	11	BB10L-BP	BT10-3	BG10L-BP
250	Vespa GTV ie Navy	08→09	12	12	BTX14-BS	BTX14H-BS	BGX14-5
250	X Evo	-	12	12	BTX14-BS	BTX14H-BS	BGX14-5
250	X7 ie	08	12	12	BTX14-BS	BTX14H-BS	BGX14-5
250	X8 ie	-	12	11	BB10L-BP	BT10-3	BG10L-BP
250	X9 Evolution	01→	12	11	BB10L-B	BT10-3	BG10L-BP
250	MP3 250	-	12	12	BTX14-BS	BTX14H-BS	BGX14-5
250	X9 250cc.	-	12	14	BB14L-A2	BTX14AHL-BS	BGX14AHL-5
250	Nexus 250	-	12	14	BB14L-A2	BTX14AHL-BS	BGX14AHL-5
250	Beverly 250	-	12	12	BTX14-BS	BTX14H-BS	BGX14-5
250	X8 250 ie	-	12	12	BTX14-BS	BTX14H-BS	BGX14-5
250	Beverly 250 (Euro 3) (MIC 2007)	-	12	12	BTX14-BS	BTX14H-BS	BGX14-5
250	Carnaby 250 4T ie (Euro 3)	-	12	12	BTX14-BS	BTX14H-BS	BGX14-5
250	X Evo 250 (Euro 3)	-	12	12	BTX14-BS	BTX14H-BS	BGX14-5
250	Nexus 250 (Euro 3)	07	12	12	BTX14-BS	BTX14H-BS	BGX14-5
250	X7 250 ie (Euro 3)	-	12	12	BTX14-BS	BTX14H-BS	BGX14-5
250	Beverly 250 Tourer (Euro 3)	-	12	12	BTX14-BS	BTX14H-BS	BGX14-5
250	Vespa GTV 250 ie Navy	-	12	12	BTX14-BS	BTX14H-BS	BGX14-5
250	Beverly 250 Cruiser (Euro 3)	-	12	12	BTX14-BS	BTX14H-BS	BGX14-5
300	Beverly RST 4T 4V ie (Euro 3)	10→	12	10	BTX12-BS		BGX12-5
300	GTS300	10→	12	12	BTX14-BS	BTX14H-BS	BGX14-5
300	Nexus 300 ie (Euro 3)	-	12	12	BTX14-BS	BTX14H-BS	BGX14-5
300	Nexus ie	-	12	12	BTX14-BS	BTX14H-BS	BGX14-5
300	Vespa GTS ie Super	10→	12	12	BTX14-BS	BTX14H-BS	BGX14-5
300	Vespa GTV	08→09	12	12	BTX14-BS	BTX14H-BS	BGX14-5
400	Beverly 400 (Euro 3)	06→07	12	11	BB10L-BP	BT10-3	BG10L-BP
400	Beverly ie Tourer	08→09	12	12	BTX14-BS	BTX14H-BS	BGX14-5
400	X Evo	-	12	12	BTX14-BS	BTX14H-BS	BGX14-5
400	X8 ie (Euro 3)	-	12	12	BTX14-BS	BTX14H-BS	BGX14-5
400	X8 (Euro 3)	06→08	12	11	BB10L-BP	BT10-3	BG10L-BP
400	Beverly 400 ie (Euro 3)	-	12	12	BTX14-BS	BTX14H-BS	BGX14-5
400	Beverly 400 ie Tourer (Euro 3)	08→09	12	12	BTX14-BS	BTX14H-BS	BGX14-5
400	MP3 LT	09→	12	14	BTX16-BS	BTX20CH-BS	BGX16-5
400	X Evo 400 (Euro 3)	07→09	12	12	BTX14-BS	BTX14H-BS	BGX14-5
400	X8 400 ie (Euro 3)	-	12	12	BTX14-BS	BTX14H-BS	BGX14-5
500	Beverly, Cruiser, Euro3	-	12	12	BTX14-BS	BTX14H-BS	BGX14-5
500	Beverly, Euro3	-	12	11	BB10L-BP	BT10-3	BG10L-BP
500	MP3	-	12	12	BTX14-BS	BTX14H-BS	BGX14-5
500	Nexus, Euro3	-	12	14	BB14L-A2	BTX14AHL-BS	BGX14AHL-5
500	X9 Evolution	01→	12	14	BB14L-A2	BTX14AHL-BS	BGX14AHL-5
500	X9 Evolution USA	-	12	12	BTX14-BS	BTX14H-BS	BGX14-5
500	Beverly 500 (Euro 3)	06→08	12	12	BTX14-BS	BTX14H-BS	BGX14-5
500	Nexus 500	-	12	14	BB14L-A2	BTX14AHL-BS	BGX14AHL-5
500	X9 500	-	12	14	BTX16-BS	BTX20CH-BS	BGX16-5
500	Fuoco 500	-	12	14	BTX16-BS	BTX20CH-BS	BGX16-5
POLARIS							
1500	Victory	98→99	12	18	BTX20L-BS	BTX20HL-BS	BGX20HL-5
1507	V92C, DC Classic, Deluxe Cruiser	98→04	12	18	BTX20L-BS	BTX20HL-BS	BGX20HL-5

(1) OEM Fitment (2) Suggested Upgrade by BS • See Cross Reference Chart page 18 for other Upgrade possibilities

cc	 	Year	V	Ah	Battery Type ¹	Upgrade by BS ²	GEL by BS
1507	V92SC Sport Cruiser	00→01	12	18	BTX20L-BS	<i>BTX20HL-BS</i>	<i>BGX20HL-5</i>
1507	V92TC Touring Cruiser	02→06	12	18	BTX20L-BS	<i>BTX20HL-BS</i>	<i>BGX20HL-5</i>
1507	Vegas, Kingpin, 8-ball, Hammer	03→05	12	18	BTX20L-BS	<i>BTX20HL-BS</i>	<i>BGX20HL-5</i>
1634	Vegas, Kingpin, 8-ball, Hammer	06→10 ²	12	18	BTX20HL-BS		<i>BGX20HL-5</i>
1731	Vegas Jackpot, Hammer, Ness, Vision	08→10	12	18	BTX20HL-BS		<i>BGX20HL-5</i>
QIANJIANG							
50	B01	-	12	3	BTX4L-BS		<i>BGX4L-5</i>
50	QJ36-A	-	12	4	BB4L-B	<i>BT4A-3</i>	<i>BG4L-B</i>
50	QJ50T, QJ50T-2	-	12	4	BB4L-B	<i>BT4A-3</i>	<i>BG4L-B</i>
50	QJ50T-2A	-	12	3	BTX4L-BS		<i>BGX4L-5</i>
50	T08/B01	-	12	3	BT4L-BS		<i>BGX4L-5</i>
50	QJ50T-8	-	12	4	BTX5L-BS		<i>BGX5L-5</i>
50	T08	-	12	3	BTX4L-BS		<i>BGX4L-5</i>
100	QJ110-6	-	12	5	BB5L-B	<i>BT5A-3</i>	<i>BG5L-B</i>
100	T12	-	12	6	BTX7L-BS		<i>BGX7L-5</i>
125	QJ125J	-	12	9	12N9-4B-1	<i>BT9A-BS</i>	<i>BG9-B</i>
125	QJ125T	-	12	6	BTX7A-BS		<i>BGX7A-5</i>
125	QJ125T-3F	-	12	6	BTX7A-BS		<i>BGX7A-5</i>
150	QJ150T	07→	12	6	BTX7A-BS		<i>BGX7A-5</i>
250	QJ250T	07→	12	8	BTX9-BS		<i>BGX9-5</i>
ROYAL ENFIELD							
350	All Kick-start Models	95→99	12	8	BB7-A		
350	All Kick-start Models	00→03	12	5	BB5L-B	<i>BT5A-3</i>	<i>BG5L-B</i>
350	All Electric Start Models	00→03	12	12	BTX14AHL-BS		<i>BGX14AHL-5</i>
SIMSON							
50	Albatros	97	12	5,5	12N5.5-3B		
50	Albatros (El.Starter)	97	12	5	BB5L-B	<i>BT5A-3</i>	<i>BG5L-B</i>
50	Classic	96→97	12	5,5	12N5.5-3B		
50	S51/1 B, C, E	-	12	5,5	12N5.5-3B		
50	S53	93→95	12	5,5	12N5.5-3B		
50	SD CT, CTE	95	12	5,5	12N5.5-3B		
50	SR50 1B, 1C	93→95	12	5,5	12N5.5-3B		
50	SR50 2CE (El.Starter)	93	12	5	BB5L-B	<i>BT5A-3</i>	<i>BG5L-B</i>
50	SR50 CC	94	12	5,5	12N5.5-3B		
50	SR50 CCE (El.Starter)	94	12	5	BB5L-B	<i>BT5A-3</i>	<i>BG5L-B</i>
50	SR50 M, XC, XG	94→95	12	5,5	12N5.5-3B		
50	SR50 XCE, XGE (El.Starter)	95	12	5	BB5L-B	<i>BT5A-3</i>	<i>BG5L-B</i>
80	Classic	96→97	12	5,5	12N5.5-3B		
80	S83	93→95	12	5,5	12N5.5-3B		
80	SR80 1B, 1C, CC	93→95	12	5,5	12N5.5-3B		
80	SR80 2CE (El.Starter)	93	12	5	BB5L-B	<i>BT5A-3</i>	<i>BG5L-B</i>
80	SR80 CCE (El.Starter)	94	12	5	BB5L-B	<i>BT5A-3</i>	<i>BG5L-B</i>
80	SR80 XC, XG	94→95	12	5,5	12N5.5-3B		
80	SR80 XCE, XGE	95	12	5	BB5L-B	<i>BT5A-3</i>	<i>BG5L-B</i>
SUNDIRO HONDA							
50	REN50	-	12	3	BTX4L-BS		<i>BGX4L-5</i>
50	SDH50QT 16	-	12	4	BB4L-B	<i>BT4A-3</i>	<i>BG4L-B</i>
50	Today	-	12	3	BTX4L-BS		<i>BGX4L-5</i>
100	SDH100-41	-	12	5	BB5L-B	<i>BT5A-3</i>	<i>BG5L-B</i>

(1) OEM Fitment (2) Suggested Upgrade by BS • See Cross Reference Chart page 18 for other Upgrade possibilities

SUNDIRO HONDA

cc	 	Year	V	Ah	Battery Type ¹	Upgrade by BS ²	GEL by BS
100	WAVE	-	12	5	BB5L-B	BT5A-3	BG5L-B
100	100-6B/6G	-	12	6	BTX7A-BS		BGX7A-5
125	125	-	12	6	BB6L-B		
125	125T-2D / 8D	-	12	6	BTX7A-BS		BGX7A-5
125	SDH125	-	12	9	12N9-4B-1	BT9A-BS	BG9-B
125	SDH125-6	-	12	7	12N7A-3A		
125	SDH125-7B	-	12	6	BB6L-B		
125	SDH125T-21,80	-	12	6	BTX7A-BS		BGX7A-5
125	ANF	-	12	6	BTX7L-BS		BGX7L-5
125	GFC/GFCN	-	12	3	BTX4L-BS		BGX4L-5
125	KPH/KSY	-	12	6	BTX7L-BS		BGX7L-5
SUZUKI							
50	A50KM	92	6	4	6N4-2A-4		
50	AC50, AS50	71	6	4	6N4-2A		G6N4-2A
50	AD50	91→95	12	3	BTX4L-BS		BGX4L-5
50	Address50	→97	12	3	BTX4L-BS		BGX4L-5
50	AE50, 50M	91→95	12	3	BTX4L-BS		BGX4L-5
50	AG50T	95	12	3	BTX4L-BS		BGX4L-5
50	AH50	92→95	12	3	BTX4L-BS		BGX4L-5
50	AJ50	95	12	3	BTX4L-BS		BGX4L-5
50	AJ50 ZZS	→02	12	2,3	BT4B-BS		BG4B-5
50	AP50, R7	94→97	12	3	BTX4L-BS		BGX4L-5
50	AY50, W, WR Katana	→98	12	2,3	BT4B-BS		BG4B-5
50	AZ50	06	12	2,3	BT4B-BS		BG4B-5
50	CP50	85→95	12	3	BTX4L-BS		BGX4L-5
50	F50, F50R	71	6	4	6N4-2A		G6N4-2A
50	FA50 Shuttle	80→91	6	2	6N2-2A-4		
50	FB50, M	91→95	12	3	BTX4L-BS		BGX4L-5
50	FE50	-	12	3	BTX4L-BS		BGX4L-5
50	FS50, FZ50	79→83	6	4	6N4-2A		G6N4-2A
50	GS50	-	12	3	BTX4L-BS		BGX4L-5
50	GT50E, K, KE, U	77→80	6	4	6N4B-2A		
50	Katana50 LC	97	12	3	BTX4L-BS		BGX4L-5
50	OR50	79→80	6	4	6N4B-2A		
50	RB50	91	6	4	6N4-2A		G6N4-2A
50	RC50	→02	12	3	BTX4L-BS		BGX4L-5
50	RG50	91	12	4	BB4L-B	BT4A-3	BG4L-B
50	RV50	→81	6	4	6N4B-2A		
50	Sepia50	97→	12	2,3	BT4B-BS		BG4B-5
50	Sport 50 (Model M12)	68	6	4	6N4-2A		G6N4-2A
50	TR50 Street Magic	98→00	12	2,3	BT4B-BS		BG4B-5
50	TR50S	98	12	2,3	BT4B-BS		BG4B-5
50	TS50	74	6	4	6N4-2A		G6N4-2A
50	TS50ERK, K	78→81	6	4	6N4B-2A		
50	TS50W, XA, XK	91	12	4	BB4L-B	BT4A-3	BG4L-B
50	Tune50	97→	12	3	BTX4L-BS		BGX4L-5
50	UR50 (Velde)	→02	12	2,3	BT4B-BS		BG4B-5
50	UX50 W Zillion	99→03	12	3	BTX4L-BS		BGX4L-5
50	UZ50X	06	12	3	BTX4L-BS		BGX4L-5

(1) OEM Fitment (2) Suggested Upgrade by BS • See Cross Reference Chart page 18 for other Upgrade possibilities

cc	 	Year	V	Ah	Battery Type ¹	Upgrade by BS ²	GEL by BS
50	X5	-	12	3	BTX4L-BS		BGX4L-5
50	YR50	→02	12	2,3	BT4B-BS		BG4B-5
50	ZILION	-	12	3	BTX4L-BS		BGX4L-5
50	ZR50K, KE	79	6	4	6N4B-2A		
50	ZZ50	97	12	3	BTX4L-BS		BGX4L-5
70	DR-Z70	08→10	12	2,3	BT4B-BS		BG4B-5
75	TS75 Colt	75→77	6	4	6N4-2A		G6N4-2A
80	A80	92	6	4	6N4-2A		G6N4-2A
80	CP80	92	12	5	BB5L-B	BT5A-3	BG5L-B
80	DG80	91	12	4	BB4L-B	BT4A-3	BG4L-B
80	FB80, M	91→95	12	3	BTX4L-BS		BGX4L-5
80	FB80D	95	12	4	BTX5L-BS		BGX5L-5
80	FR80	95	12	3	BTX4L-BS		BGX4L-5
80	GT80E, EX, L, LX	→81	6	4	6N4B-2A		
80	RG80, C	85→95	12	4	BB4L-B	BT4A-3	BG4L-B
80	Sport 80 (Models K11, K11P)	68	6	4	6N4-2A		G6N4-2A
80	Trail 80 (Models K15, K15P)	68	6	4	6N4-2A		G6N4-2A
80	TS80ER	91	6	4	6N4B-2A		
80	TS80X	84→87	12	4	BB4L-B	BT4A-3	BG4L-B
90	CS90G	91	12	5	BB5L-B	BT5A-3	BG5L-B
90	FB90	→02	12	3	BTX4L-BS		BGX4L-5
90	Model K10, Model K10P	68	6	4	6N4-2A		G6N4-2A
90	RV90 Rover	72	6	2	6N2-2A-4		
90	RV90 Rover	73→77	6	4	6N4B-2A		
90	RV90 Rover, Vanvan	→92	6	4	6N4B-2A		
90	TC90	-	6	4	6N4-2A		G6N4-2A
90	TC90J, TC90R	-	6	2	6N2-2A-4		
90	TS90	-	6	4	6N4-2A		G6N4-2A
90	TS90J, R	-	6	2	6N2-2A-4		
100	A100 Go-fer	69→91	6	4	6N4-2A		G6N4-2A
100	AG100	91→95	12	4	BTX5L-BS		BGX5L-5
100	AH100 Adress	95→96	12	4	BTX5L-BS		BGX5L-5
100	AX100	91	6	4	6N4-2A		G6N4-2A
100	B100P	-	6	4	6N4-2A		G6N4-2A
100	FB100	91	12	5	BB5L-B	BT5A-3	BG5L-B
100	GP100V	91	6	4	6N4-2A		G6N4-2A
100	GT100	92	6	4	6N4B-2A		
100	Scrambler AC100	69	6	4	6N4-2A		G6N4-2A
100	SP100	83	6	4	6N4B-2A		
100	Sport AS100	69	6	4	6N4-2A		G6N4-2A
100	TC100 Blazer	73→77	6	4	6N4-2A		G6N4-2A
100	TS100 Honcho	73→77	6	4	6N4-2A		G6N4-2A
100	TS100 Honcho	78→81	6	4	6N4B-2A		
105	B105P	-	6	4	6N4-2A		G6N4-2A
110	Hokuto	-	12	4	BTX5L-BS		BGX5L-5
110	Smash (Kick-Starter)	04	12	2,5	BTZ3		
110	UG110 Hokuto	00	12	4	BTX5L-BS		BGX5L-5
120	B120P	-	6	4	6N4-2A		G6N4-2A
120	TC120, TC120-II, TC120R	71	6	4	6N4B-2A		

(1) OEM Fitment (2) Suggested Upgrade by BS • See Cross Reference Chart page 18 for other Upgrade possibilities

SUZUKI

cc	 	Year	V	Ah	Battery Type ¹	Upgrade by BS ²	GEL by BS
125	AN125	95→00	12	6	BTX7A-BS		BGX7A-5
125	RV125 Tracker	→02	12	6	BTX7L-BS		BGX7L-5
125	AN125	95→96	12	6	BTX7A-BS		BGX7A-5
125	Best, Shogun R Kick-Starter	04	12	2,5	BTZ3		
125	Burgman	02→	12	8	BTX9-BS		BGX9-5
125	DN125	91	12	8	BB7-A		
125	DR125, D, S	-	12	3	BTX4L-BS		BGX4L-5
125	DR125, SE, SES	94→96	12	6	BTX7L-BS		BGX7L-5
125	DR125R, SZ	91	6	4	6N4-2A		G6N4-2A
125	DR125SE	85→00	12	6	BTX7A-BS		BGX7A-5
125	DZ125	→02	12	6	BTX7L-BS		BGX7L-5
125	EN125	-	12	8	BB7-A		
125	Epicuro	-	12	6	BTX7A-BS		BGX7A-5
125	E-Starter	-	12	4	BTZ5S		
125	GN125	-	12	8	BB7-A		
125	GN125, E	82→83	12	8	BB7-A		
125	GN125, E	91→00	12	8	BB7-A		
125	GN125, E, U	82→98	12	8	BB7-A		
125	GP125, U	78	6	4	6N4-2A		G6N4-2A
125	GS125ES	91→92	12	8	BB7-A		
125	GS125S	→99	12	8	BB7-A		
125	GT125, E, T, ET	74→79	12	5	12N5-3B	BT5A-3	BG5L-B
125	GZ125 Marauder	98→04	12	6	BTX7L-BS		BGX7L-5
125	HJ125	-	12	7	12N7A-3A		
125	HJ125J	-	12	8	BB7-A		
125	HJ125T-9	-	12	6	BTX7A-BS		BGX7A-5
125	HS125T	-	12	6	BTX7L-BS		BGX7L-5
125	K125	91	12	11	BB10L-B	BT10-3	BG10L-BP
125	PG125 Gamma	-	12	4	BTX5L-BS		BGX5L-5
125	RG125, F	92→95	12	6	BTX7L-BS		BGX7L-5
125	RV125 SE, R	94	12	6	BTX7L-BS		BGX7L-5
125	RV125 Tracker	73→77	6	4	6N4-2A		G6N4-2A
125	RV125 Tracker	79→92	6	4	6N4-2A		G6N4-2A
125	SP125	82→83	6	4	6N4B-2A		
125	SP125	86→88	6	4	6N4-2A		G6N4-2A
125	TC125 Prospector	73→77	6	4	6N4B-2A		
125	TF125	→02	6	4	6N4B-2A		
125	TS125 Duster, ER	71→92	6	4	6N4B-2A		
125	TS125R, SZ	89→94	12	3	BTX4L-BS		BGX4L-5
125	TS125X	92	12	4	BB4L-B	BT4A-3	BG4L-B
125	VL125	00→07	12	6	BTX7L-BS		BGX7L-5
150	AN150	96→00	12	6	BTX7A-BS		BGX7A-5
150	Burgman	02→	12	8	BTX9-BS		BGX9-5
150	UC150 Epicuro	99	12	6	BTX7A-BS		BGX7A-5
185	GT185 Adventurer (6V)	73→77	6	2	6N2-2A-4		
185	GT185 Adventurer (12V)	73→77	12	11	12N11-3A-1		
185	GT185, E (El. Starter)	73→78	12	11	12N11-3A-1		
185	TC185 Ranger	74→77	12	11	12N11-3A-1		
185	TC185 Suerra	77→81	6	4	6N4B-2A		

(1) OEM Fitment (2) Suggested Upgrade by BS • See Cross Reference Chart page 18 for other Upgrade possibilities

cc	 	Year	V	Ah	Battery Type ¹	Upgrade by BS ²	GEL by BS
185	TC185 Suerra	71→76	6	4	6N4-2A		G6N4-2A
185	TF185	-	6	4	6N4B-2A		
185	TS185 Sierra	71→76	6	4	6N4-2A		G6N4-2A
185	TS185 Sierra	77→81	6	4	6N4B-2A		
185	TS185ER	→02	12	3	BTX4L-BS		BGX4L-5
185	TS185ER	79	6	4	6N4B-2A		
200	B200	91	12	7	12N7-4A	BB7-A	
200	DR200SE, E	96→	12	6	BTX7L-BS		BGX7L-5
200	GT200N, EN	79	12	8	BB7-A		
200	RV200	→02	12	6	BTX7L-BS		BGX7L-5
200	SP200	86→88	12	4	BB4L-B	BT4A-3	BG4L-B
200	T200, TC200	-	12	5	12N5-3B	BT5A-3	BG5L-B
200	TS200R, RM	91→92	12	3	BTX4L-BS		BGX4L-5
250	Burgman / AN250	03→06	12	10	BT12A-BS		BG12A-5
250	Burgman / AN250	98→99	12	6	BTX7A-BS		BGX7A-5
250	Sky Wave / AN250	98	12	6	BTX7A-BS		BGX7A-5
250	Big Boy	→02	12	11	BB10L-A2		BG10L-A2
250	DR250	→01	12	4	BTX5L-BS		BGX5L-5
250	DR250S	→87	12	4	BB4L-B	BT4A-3	BG4L-B
250	DR250S	90→92	12	3	BTX4L-BS		BGX4L-5
250	DR250S (Europe)	90→95	12	6	BTX7L-BS		BGX7L-5
250	DR250S EP, ER, ES	93→99	12	6	BTX7L-BS		BGX7L-5
250	DR-Z250	01→07	12	6	BTZ7S		BGZ7S
250	Glass stocker	→02	12	11	BB10L-A2		BG10L-A2
250	GN250, E	82→98	12	11	BB10L-A2		BG10L-A2
250	GNX250, E	85→92	12	11	BB10L-A2		BG10L-A2
250	GS250T	79→81	12	11	BB10L-A2		BG10L-A2
250	GSF250	95→	12	6	BTX7A-BS		BGX7A-5
250	GSX250, ES, EZ	82→92	12	12	BB12B-B2		
250	GSX250, ET	80→81	12	11	BB10L-A2		BG10L-A2
250	GSX250F, S	91→95	12	6	BTX7A-BS		BGX7A-5
250	GT250, E Hustler	73→77	12	5	12N5-3B	BT5A-3	BG5L-B
250	GT250ET	94	12	11	BB10L-A2		BG10L-A2
250	GZ250	99→	12	6	BTX7L-BS		BGX7L-5
250	GZ250 Marauder	99→03	12	6	BTX7L-BS		BGX7L-5
250	Model T20	69	12	5	12N5-3B	BT5A-3	BG5L-B
250	RG250C, E, FC	→92	12	5	12N5-3B	BT5A-3	BG5L-B
250	RGV250	89→93	12	3	BTX4L-BS		BGX4L-5
250	Scrambler TC250	69	12	5	12N5-3B	BT5A-3	BG5L-B
250	SP250	92	12	4	BB4L-B	BT4A-3	BG4L-B
250	SP250	82→85	6	4	6N4B-2A		
250	ST250	-	12	6	BTX7L-BS		BGX7L-5
250	T250, T250-II, T250J, T250R	72	12	5	12N5-3B	BT5A-3	BG5L-B
250	TS250	92	6	4	6N4B-2A		
250	TS250 Savage	69→72	6	2	6N2-2A-4		
250	TS250 Savage	73→81	6	4	6N4B-2A		
250	TS250X	→94	12	4	BB4L-B	BT4A-3	BG4L-B
250	TU250G	-	12	6	BTX7L-BS		BGX7L-5
250	TU250X	95→01	12	11	BB10L-A2		BG10L-A2

(1) OEM Fitment (2) Suggested Upgrade by BS • See Cross Reference Chart page 18 for other Upgrade possibilities

SUZUKI

cc	 	Year	V	Ah	Battery Type ¹	Upgrade by BS ²	GEL by BS
250	TU250X	09→	12	6	BTX7L-BS		BGX7L-5
250	VL250	→02	12	6	BTX7L-BS		BGX7L-5
250	VL250 Intruder LC	00→07	12	6	BTX7L-BS		BGX7L-5
250	Volty	→02	12	11	BB10L-A2		BG10L-A2
300	GS300L	82→85	12	12	BB12B-B2		
305	Scramble TC305	69	12	5	12N5-3B	BT5A-3	BG5L-B
305	T305	69	12	5	12N5-3B	BT5A-3	BG5L-B
350	DR350S	90→96	12	3	BTX4L-BS		BGX4L-5
350	DR350S, SH	90→93	12	3	BTX4L-BS		BGX4L-5
350	DR350SE	94→99	12	6	BTX7L-BS		BGX7L-5
350	T350 Series	79	12	5	12N5-3B	BT5A-3	BG5L-B
370	SP370	78→79	6	4	6N4B-2A		
380	GT380 Sebring	72→77	12	7	12N7-4A	BB7-A	
400	Burgman / AN400	03→	12	10	BT12A-BS		BG12A-5
400	Burgman / AN400	98→02	12	8	BTX9-BS		BGX9-5
400	DR400S	92	6	4	6N4B-2A		
400	DR-Z400, E, S, SM	00→	12	6.5	BT7B-BS		BG7B-4
400	GN400, L, T, TD, X	80→92	6	4	6N4B-2A-3		
400	GN400T, X	80→82	6	4	6N4B-2A		
400	GS400 B/N	77→79	12	11	BB10L-A2		BG10L-A2
400	GS400, E	91	12	8	BTX9-BS		BGX9-5
400	GS400X	91→95	12	8	BTX9-BS		BGX9-5
400	GS400X	77→78	12	7	12N7-4A	BB7-A	
400	GSF400 Bandit	91→97	12	8	BTX9-BS		BGX9-5
400	GSF400 M	-	12	8	BTX9-BS		BGX9-5
400	GSR400	-	12	8	BTX9-BS		BGX9-5
400	GSX400	-	12	8	BTX9-BS		BGX9-5
400	GSX400 EZ	82	12	12	BB12B-B2		
400	GSX400 X	87	12	11	BB10L-B2	BT10-3	BG10L-BP
400	GSX400E, ES, T, S	83→92	12	12	BB12B-B2		
400	GSX400E, FE, FX, L, T,S	80→81	12	11	BB10L-A2		BG10L-A2
400	GSX400FS Inazuma	→02	12	6	BTX7A-BS		BGX7A-5
400	GSX400T, S, ES	82→93	12	11	BB10L-A2		BG10L-A2
400	GSX-R400R, RF	91→95	12	8	BTX9-BS		BGX9-5
400	SP400	80→92	6	4	6N4B-2A		
400	SV400S	→02	12	8	BTX9-BS		BGX9-5
400	TS400 Apache (El.-Starter)	72→75	12	5	12N5-3B	BT5A-3	BG5L-B
400	TS400 Apache	76→77	6	4	6N4B-2A		
400	TS400T	92	12	11	BB10L-A2		BG10L-A2
400	VL400	-	12	10	BTX12-BS		BGX12-5
400	VZ400	→02	12	6	BTX7A-BS		BGX7A-5
425	GS425, E, L	79	12	11	BB10L-A2		BG10L-A2
450	GS450, E	83→88	12	12	BB12B-B2		
450	GS450, E	80→82	12	11	BB10L-A2		BG10L-A2
450	GS450GA	82→83	12	12	BB12B-B2		
450	GS450L	83→86	12	12	BB12B-B2		
450	GS450L	80→82	12	11	BB10L-A2		BG10L-A2
450	GS450S	→88	12	12	BB12B-B2		
450	GS450T, TU	81→82	12	11	BB10L-A2		BG10L-A2

(1) OEM Fitment (2) Suggested Upgrade by BS • See Cross Reference Chart page 18 for other Upgrade possibilities

cc	 	Year	V	Ah	Battery Type ¹	Upgrade by BS ²	GEL by BS
450	GS450TX	83	12	12	BB12B-B2		
450	GS450TX	82	12	11	BB10L-A2		BG10L-A2
500	DR500, S	81→83	6	4	6N4B-2A-3		
500	DR500S	92	12	4	BB4L-B	BT4A-3	BG4L-B
500	GS500, F	01→	12	11	BB10L-B2	BT10-3	BG10L-BP
500	GS500E	89→04	12	11	BB10L-A2		BG10L-A2
500	GS500E, EU	89→00	12	11	BB10L-B2	BT10-3	BG10L-BP
500	GS500EN	-	12	11	BB10L-A2		BG10L-A2
500	GS500F	04→	12	11	BB10L-A2		BG10L-A2
500	GT500 Titan	76→77	12	7	12N7-4A	BB7-A	
500	GT500B	92	12	11	BB10L-A2		BG10L-A2
500	RG500 Gamma	→94	12	4	BTX5L-BS		BGX5L-5
500	SP500	92	12	4	BB4L-B	BT4A-3	BG4L-B
500	SP500	81→83	6	4	6N4B-2A		
500	T500 Titan	68→92	12	7	12N7-4A	BB7-A	
550	GS550, D, E, EG, L, M, T	77→82	12	11	BB10L-A2		BG10L-A2
550	GS550E, ES, L	83→86	12	11	BB10L-B	BT10-3	BG10L-BP
550	GXS550	94	12	11	BB10L-B	BT10-3	BG10L-BP
550	GXS550E, L, ES, EF, EV	→92	12	11	BB10L-B	BT10-3	BG10L-BP
550	GT550 Indy	72→77	12	11	12N11-3A-1		
550	GT550A, B, K, L, M,	73→77	12	11	12N11-3A-1		
550	GT550J, K, L, M	→92	12	11	BB10L-A2		BG10L-A2
600	DR600R, RU, S, SU	85→90	12	5	12N5-3B	BT5A-3	BG5L-B
600	GSF600, S, SU, U, U II	95→	12	8	BTX9-BS		BGX9-5
600	GSF600S Bandit	96→04	12	8	BTX9-BS		BGX9-5
600	GSR600	06→	12	8	BTX9-BS		BGX9-5
600	GXS600F Katana	88→97	12	11	BB10L-B2	BT10-3	BG10L-BP
600	GXS600F Katana	98→06	12	8	BTX9-BS		BGX9-5
600	GXS-R600, V, W	97→	12	8	BTX9-BS		BGX9-5
600	RF600R, RU, S	93→97	12	8	BTX9-BS		BGX9-5
600	SP600	85	12	5	12N5-3B	BT5A-3	BG5L-B
600	SP600	→85	12	5	12N5-3B	BT5A-3	BG5L-B
600	VS600 GLS	95→	12	8	BTX9-BS		BGX9-5
600	VS600GLF	95→97	12	16	BB16B-A		
600	GXS-R600	11→	12	8	BTX9-BS		BGX9-5
650	Burgman / AN650 ABS	04	12	12	BTX14-BS	BTX14H-BS	BGX14-5
650	AN650 Burgman	03→	12	12	BTX14-BS	BTX14H-BS	BGX14-5
650	DL650 V-Strom	04→	12	10	BTX12-BS		BGX12-5
650	DR650R, RU	90→91	12	5	BB5L-B	BT5A-3	BG5L-B
650	DR650R, RU	92→94	12	3	BTX4L-BS		BGX4L-5
650	DR650RE, REU	94→95	12	10	BTX12-BS		BGX12-5
650	DR650RS, RSU	90→91	12	5	BB5L-B	BT5A-3	BG5L-B
650	DR650RSE, RSEU	89→93	12	12	BTX14-BS	BTX14H-BS	BGX14-5
650	DR650S	90→91	12	5	12N5-3B	BT5A-3	BG5L-B
650	DR650S ER, ES	94→95	12	10	BTX12-BS		BGX12-5
650	DR650S N, P	92→93	12	3	BTX4L-BS		BGX4L-5
650	DR650SE	96→97	12	11	BB10L-B2	BT10-3	BG10L-BP
650	DR650SE	98→	12	8	BTX9-BS		BGX9-5
650	DR650SE (CN)	96→97	12	8	BTX9-BS		BGX9-5

(1) OEM Fitment (2) Suggested Upgrade by BS • See Cross Reference Chart page 18 for other Upgrade possibilities

SUZUKI

cc	 	Year	V	Ah	Battery Type ¹	Upgrade by BS ²	GEL by BS
650	DR650SE, SEU	91→04	12	8	BTX9-BS		BGX9-5
650	DR650SES	95→	12	10	BTX12-BS		BGX12-5
650	GR650 Tempter, X	83	12	14	BB14L-A2	BTX14AHL-BS	BGX14AHL-5
650	GS650, E, G, GLX, GTZ	81→83	12	14	BB14L-A2	BTX14AHL-BS	BGX14AHL-5
650	GS650EX	83→92	12	11	BB10L-A2		BG10L-A2
650	GSF650/U	06→	12	8	BTX9-BS		BGX9-5
650	G SX650/F	08→	12	8	BTX9-BS		BGX9-5
650	LS650 Savage, S40	86→	12	14	BB14L-B2	BTX14AHL-BS	BGX14AHL-5
650	LS650, F, P Savage	→03	12	14	BB14L-B2	BTX14AHL-BS	BGX14AHL-5
650	LS650, F, P Savage	95→01	12	14	BB14L-B2	BTX14AHL-BS	BGX14AHL-5
650	LS650, F, P Savage	86→94	12	14	BB14L-B2	BTX14AHL-BS	BGX14AHL-5
650	SFV650 Gladius	09→	12	10	BT12A-BS		BG12A-5
650	SV650	99→02	12	10	BT12A-BS		BG12A-5
650	SV650, S, A, SA	03→10	12	10	BT12A-BS		BG12A-5
650	SV650, S	08→10	12	10	BTX12-BS		BGX12-5
650	XF650 Freewind	97→01	12	8	BTX9-BS		BGX9-5
650	XN85 Turbo	83→92	12	14	BB14L-A2	BTX14AHL-BS	BGX14AHL-5
700	GS700E, GS700ES	85	12	14	BB14L-A2	BTX14AHL-BS	BGX14AHL-5
700	GV700GL Madura	85	12	14	BB14L-B2	BTX14AHL-BS	BGX14AHL-5
700	VS700GL Intruder	85→87	12	16	BB16B-A1		
750	DR750S, SU Big	88→89	12	14	BB14L-B2	BTX14AHL-BS	BGX14AHL-5
750	GS750, D, E, ES, L, S, T, Katana	77→83	12	14	BB14L-A2	BTX14AHL-BS	BGX14AHL-5
750	G SX750, E, EF, ES, L	80→86	12	14	BB14L-A2	BTX14AHL-BS	BGX14AHL-5
750	G SX750EG Silver Suzi	80	12	14	BB14L-A2	BTX14AHL-BS	BGX14AHL-5
750	G SX750F Katana	89→97	12	14	BB14L-B2	BTX14AHL-BS	BGX14AHL-5
750	G SX750F Katana	98→06	12	8	BTX9-BS		BGX9-5
750	G SX750P	-	12	10	BTX12-BS		BGX12-5
750	G SX750S Katana	82	12	14	BB14L-A2	BTX14AHL-BS	BGX14AHL-5
750	G SX-R750	96→99	12	8	BTX9-BS		BGX9-5
750	G SX-R750 (GSR750)	00→	12	10	BT12A-BS		BG12A-5
750	G SX-R750	86→92	12	14	BB14L-A2	BTX14AHL-BS	BGX14AHL-5
750	G SX-R750, W	92→93	12	10	BTX12-BS		BGX12-5
750	G SX-R750, W	94→95	12	8	BTX9-BS		BGX9-5
750	GT750 LeMans	72→77	12	14	BB14L-A2	BTX14AHL-BS	BGX14AHL-5
750	VS750GL Intruder, GLP	86→91	12	16	BB16B-A1		
800	DR800S, SU Big	90→97	12	12	BTX14-BS	BTX14H-BS	BGX14-5
800	DR800ST	92	12	14	BB14L-B2	BTX14AHL-BS	BGX14AHL-5
800	VL Intruder Volusia	01→10	12	10	BTX12-BS		BGX12-5
800	VL Intruder Boulevard C50, T, M50	01→10	12	10	BTX12-BS		BGX12-5
800	VS800GL, S Intruder, S50	92→	12	16	BB16B-A1		
800	VX800	90→99	12	16	BB16B-A		
800	VX800, U	96→97	12	16	BB16B-A1		
800	VZ800 Marauder	97→08	12	10	BTX12-BS		BGX12-5
850	GS850G, GL, GT, GZ	79→83	12	14	BB14L-A2	BTX14AHL-BS	BGX14AHL-5
850	X1-E	92	6	4	6N4-2A		G6N4-2A
900	RF900, R, RR, S, ZS	94→99	12	8	BTX9-BS		BGX9-5
1000	DL1000	→02	12	12	BTX14-BS	BTX14H-BS	BGX14-5
1000	V-Strom / DL1000	02→	12	12	BTX14-BS	BTX14H-BS	BGX14-5
1000	GS1000, E, G, GL, H, L, S	78→82	12	14	BB14L-A2	BTX14AHL-BS	BGX14AHL-5

(1) OEM Fitment (2) Suggested Upgrade by BS • See Cross Reference Chart page 18 for other Upgrade possibilities

cc	 	Year	V	Ah	Battery Type ¹	Upgrade by BS ²	GEL by BS
1000	GSX-R1000	01→04	12	10	BTX12-BS		BGX12-5
1000	GSX-R1000	05→	12	10	BT12A-BS		BG12A-5
1000	SV1000, S	03→07	12	12	BTX14-BS	<i>BTX14H-BS</i>	BGX14-5
1000	TL1000R	98→03	12	10	BT12A-BS		BG12A-5
1000	TL1000S	97→01	12	10	BTX12-BS		BGX12-5
1100	GS1100, E, EF, ES, EX	80→86	12	14	SBB14L-A2		
1100	GS1100G	91→95	12	12	BTX14-BS	<i>BTX14H-BS</i>	BGX14-5
1100	GS1100G, K, L, Katana	82→86	12	14	BB14L-A2	<i>BTX14AHL-BS</i>	BGX14AHL-5
1100	GSX1100F Katana	88→94	12	14	BB14L-B2	<i>BTX14AHL-BS</i>	BGX14AHL-5
1100	GSX1100G	91→93	12	12	BTX14-BS	<i>BTX14H-BS</i>	BGX14-5
1100	GSX1100L	80	12	14	SBB14L-A2		
1100	GSX1100S Katana	82	12	14	SBB14L-A2		
1100	GSX1100SZ	82	12	14	BB14L-A2	<i>BTX14AHL-BS</i>	BGX14AHL-5
1100	GSX-R1100	86→92	12	14	BB14L-A2	<i>BTX14AHL-BS</i>	BGX14AHL-5
1100	GSX-R1100	93→98	12	10	BTX12-BS		BGX12-5
1100	GSX-R1100W	93→99	12	10	BTX12-BS		BGX12-5
1100	TL1000R, S	98→03	12	10	BT12A-BS		BG12A-5
1100	TL1000S V	97→01	12	10	BTX12-BS		BGX12-5
1150	GS1150E, ES, S	83→86	12	14	BB14L-B2	<i>BTX14AHL-BS</i>	BGX14AHL-5
1200	Bandit1200S	-	12	10	BTX12-BS		BGX12-5
1200	GS1200SS	→02	12	10	BTX12-BS		BGX12-5
1200	GSF1200, S, SA Bandit	97→06	12	10	BT12A-BS		BG12A-5
1200	GSX1200	99→00	12	10	BTX12-BS		BGX12-5
1200	GV1200GL Marauder	85→86	12	14	BB14L-B2	<i>BTX14AHL-BS</i>	BGX14AHL-5
1250	GSF1250, S	-	12	10	BT12A-BS		BG12A-5
1250	GSF1250 FA	10→	12	10	BT12A-BS		BG12A-5
1250	GSF1250S, A Bandit, FA	07→	12	10	BT12A-BS		BG12A-5
1250	GFS1250-FA	11→	12	10	BT12A-BS		BG12A-5
1300	GSX1300BK B-King	08→	12	10	BTX12-BS		BGX12-5
1300	GSX1300R Hayabusa	99→07	12	10	BT12A-BS		BG12A-5
1300	GSX1300R, Z Hayabusa	08→	12	10	BTX12-BS		BGX12-5
1400	GSX1400	02→06	12	12	BTX14-BS	<i>BTX14H-BS</i>	BGX14-5
1400	GV1400GC, D, T Cavalcade	86→88	12	20	SB50-N18L-AT		
1400	VS1400GL Intruder, GLP, S83	87→	12	14	BTX16-BS-1		
1400	VS1400GLF, GLP	88→03	12	14	BTX16-BS-1		
1500	VL1500 Intruder, Boulevard C90, T	98→	12	14	BTX16-BS-1		
1500	VZ1500 Boulevard M90	09→	12	18	BTX20CH-BS		BGX16-5
1600	Marauder, Boulevard M95	04→05	12	14	BTX16-BS	<i>BTX20CH-BS</i>	BGX16-5
1800	VLR1800	08→	12	18	BTX20CH-BS		BGX16-5
1800	VZR1800 (M109R)	06→	12	18	BTX20CH-BS		BGX16-5
SYM							
50	Big Wheel	96→	12	2,3	BT4B-BS		BG4B-5
50	Cinderella	89	12	6	BTX7A-BS		BGX7A-5
50	DD	-	12	3	BTX4L-BS		BGX4L-5
50	Fancy	96→	12	2,3	BT4B-BS		BG4B-5
50	Fiddle	75→77	12	3	BTX4L-BS		BGX4L-5
50	Fiddle	10→	12	6	BTX7A-BS		BGX7A-5
50	Jet	79→81	12	3	BTX4L-BS		BGX4L-5
50	JetEuro	→10	12	6	BTZ7S		BGZ7S

(1) OEM Fitment (2) Suggested Upgrade by BS • See Cross Reference Chart page 18 for other Upgrade possibilities



cc	 	Year	V	Ah	Battery Type ¹	Upgrade by BS ²	GEL by BS
50	Jungle	89	12	3	BTX4L-BS		BGX4L-5
50	Mask	-	12	4	BTX5L-BS		BGX5L-5
50	Mio	-	12	4	BTX5L-BS		BGX5L-5
50	MOI	→10	12	6	BTX7A-BS		BGX7A-5
50	Reddevil	75→77	12	3	BTX4L-BS		BGX4L-5
50	Super Fancy	79→81	12	3	BTX4L-BS		BGX4L-5
50	Super Fancy	96→	12	2,3	BT4B-BS		BG4B-5
50	Symphony	→11	12	6	BTX7A-BS		BGX7A-5
100	Bonus	-	12	5	BB5L-B	BT5A-3	BG5L-B
100	Cinderella	99→01	12	6	BTX7A-BS		BGX7A-5
100	Jet	75→77	12	4	BTX5L-BS		BGX5L-5
100	Mio	-	12	4	BTX5L-BS		BGX5L-5
100	Wo Wow 100	-	12	5	12N5-3B	BT5A-3	BG5L-B
110	Magic	-	12	5	BB5L-B	BT5A-3	BG5L-B
110	Rvi	-	12	5	BB5L-B	BT5A-3	BG5L-B
110	mii 110	-	12	8.6	BTZ10S		BGZ10S
110	RX 110	-	12	8.6	BTZ10S		BGZ10S
125	Attila	99→00	12	6	BTX7A-BS		BGX7A-5
125	Fiddle	→10	12	8	BTX9-BS		BGX9-5
125	Fiddle	10→	12	6	BTX7A-BS		BGX7A-5
125	GR125 Efi	-	12	8.6	BTZ10S		BGZ10S
125	Jet Power 125	-	12	8.6	BTZ10S		BGZ10S
125	GT 125 Efi	-	12	8.6	BTZ10S		BGZ10S
125	GT 125 Evo	-	12	8.6	BTZ10S		BGZ10S
125	GTS 125	06→	12	8	BTX9-BS		BGX9-5
125	HD	→10	12	8	BTX9-BS		BGX9-5
125	Husky	89	12	6	BTX7L-BS		BGX7L-5
125	Newduke	00→01	12	6	BTX7A-BS		BGX7A-5
125	Shark	-	12	8	BTX9-BS		BGX9-5
125	Super Duke	00→01	12	6	BTX7A-BS		BGX7A-5
125	Symphony	09→	12	6	BTX7A-BS		BGX7A-5
125	Xolf 125	-	12	8.6	BTZ10S		BGZ10S
125	Wolf R125	-	12	8.6	BTZ10S		BGZ10S
150	Attila	00→01	12	6	BTX7A-BS		BGX7A-5
150	GT150	-	12	8.6	BTZ10S		BGZ10S
150	Fighter New	-	12	8.6	BTZ10S		BGZ10S
150	Fighter New	-	12	8.6	BTZ10S		BGZ10S
150	Joyride	-	12	8	BTX9-BS		BGX9-5
150	Shark	-	12	8	BTX9-BS		BGX9-5
150	Super Duke	96	12	8	BTX9-BS		BGX9-5
150	Symphony	10→	12	6	BTX7A-BS		BGX7A-5
150	T1 150	-	12	8	BTX9-BS		BGX9-5
150	Wolf 150	-	12	8.6	BTZ10S		BGZ10S
150	Wolf R150	-	12	8.6	BTZ10S		BGZ10S
180	RV180	-	12	8	BTX9-BS		BGX9-5
200	HD	09→	12	8	BTX9-BS		BGX9-5
200	Joyride	-	12	8	BTX9-BS		BGX9-5
250	RV 250	-	12	10	BTX12-BS		BGX12-5
300	Joymax Evo	09→	12	10	BTX12-BS		BGX12-5

(1) OEM Fitment (2) Suggested Upgrade by BS • See Cross Reference Chart page 18 for other Upgrade possibilities



cc			Year	V	Ah	Battery Type ¹	Upgrade by BS ²	GEL by BS
TGB/WINKING								
50	50 Akros		97	12	3	BTX4L-BS		<i>BGX4L-5</i>
50	50 Ergon		97	12	3	BTX4L-BS		<i>BGX4L-5</i>
50	AS25 Bunny		96	12	4	BB4L-B	<i>BT4A-3</i>	<i>BG4L-B</i>
50	AS50 X Bunny		94→95	12	4	BB4L-B	<i>BT4A-3</i>	<i>BG4L-B</i>
50	AS50 X Kurier		95	12	4	BB4L-B	<i>BT4A-3</i>	<i>BG4L-B</i>
50	AT50 Bunny		93	12	4	BB4L-B	<i>BT4A-3</i>	<i>BG4L-B</i>
50	AT50 Bunny Gespann		93→94	12	4	BB4L-B	<i>BT4A-3</i>	<i>BG4L-B</i>
TRIUMPH								
120	Bonneville		-	12	7	12N7-3B	<i>BB7L-B</i>	
150	T150		-	12	7	12N7-4A	<i>BB7-A</i>	
150	Trident		-	12	7	12N7-3B	<i>BB7L-B</i>	
173	Tigress		-	6	11	6N11A-1B		
183	Tigress		-	6	11	6N11A-1B		
200	Tiger		-	6	11	6N11A-1B		
250	T250		-	12	7	12N7-4A	<i>BB7-A</i>	
250	Tigress (12V)		-	6	11	6N11A-1B (X2)		
250	Tigress (6V)		-	6	11	6N11A-1B		
350	350 (12V)		-	6	7	B39-6 (X2)		
350	350 (6V)		-	6	11	6N11A-1B		
350	350 3TA, Twenty One		-	6	13	B38-6A		
500	500 (12V)		-	6	7	B39-6		
500	5TA, TR5A/R		-	6	11	6N11A-1B		
600	600 (12V)		-	6	7	B39-6		
600	6T, T20B		-	6	11	6N11A-1B		
600	Daytona 600/650		03→05	12	8	BTX9-BS		<i>BGX9-5</i>
600	Speed Four		03→05	12	8	BTX9-BS		<i>BGX9-5</i>
600	TT600		00→03	12	10	BTX12-BS		<i>BGX12-5</i>
650	6T		-	6	11	6N11A-1B		
650	T120 Bonneville		-	12	8	BB7L-B		
650	T20B		-	6	11	6N11A-1B		
675	Daytona 675		06→	12	6.5	BT7B-BS		<i>BG7B-4</i>
675	Street Triple, R		07→	12	8	BTX9-BS		<i>BGX9-5</i>
750	Bonneville, Tiger		-	12	9	12N9-4B-1	<i>BT9A-BS</i>	<i>BG9-B</i>
750	Daytona, Trident		93→00	12	14	BB14L-A2	<i>BTX14AHL-BS</i>	<i>BGX14AHL-5</i>
750	Speed Triple		97	12	14	BB14L-A2	<i>BTX14AHL-BS</i>	<i>BGX14AHL-5</i>
800	Bonneville		01→05	12	10	BTX12-BS		<i>BGX12-5</i>
800	Speedmaster		03→05	12	10	BTX12-BS		<i>BGX12-5</i>
800	Tiger 800, Tiger 800 XC		11→	12	14	BTX16-BS	<i>BTX20CH-BS</i>	<i>BGX16-5</i>
865	America		09→	12	10	BTX12-BS		<i>BGX12-5</i>
865	Bonneville T100, SE		09→	12	10	BTX12-BS		<i>BGX12-5</i>
865	Scrambler		09→	12	10	BTX12-BS		<i>BGX12-5</i>
865	Speedmaster		09→	12	10	BTX12-BS		<i>BGX12-5</i>
885	Legend TT		99→02	12	14	BB14L-A2	<i>BTX14AHL-BS</i>	<i>BGX14AHL-5</i>
885	T509 Speed Triple		-	12	14	BB14L-A2	<i>BTX14AHL-BS</i>	<i>BGX14AHL-5</i>
885	Thunderbird Sport		-	12	12	BTX14-BS	<i>BTX14H-BS</i>	<i>BGX14-5</i>
885	Tiger		→98	12	14	BB14L-A2	<i>BTX14AHL-BS</i>	<i>BGX14AHL-5</i>
885	Tiger		99→01	12	12	BTX14-BS	<i>BTX14H-BS</i>	<i>BGX14-5</i>
885	Trophy		-	12	14	BB14L-A2	<i>BTX14AHL-BS</i>	<i>BGX14AHL-5</i>

(1) OEM Fitment (2) Suggested Upgrade by BS • See Cross Reference Chart page 18 for other Upgrade possibilities

TRIUMPH

cc	 	Year	V	Ah	Battery Type ¹	Upgrade by BS ²	GEL by BS
900	Adventurer	96→02	12	14	BB14L-A2	<i>BTX14AHL-BS</i>	<i>BGX14AHL-5</i>
900	Daytona	93→99	12	14	BB14L-A2	<i>BTX14AHL-BS</i>	<i>BGX14AHL-5</i>
900	Legend TT	98→	12	14	BB14L-A2	<i>BTX14AHL-BS</i>	<i>BGX14AHL-5</i>
900	Scrambler, Bonneville	06→07	12	10	BT12B-BS		<i>BG12B-4</i>
900	Speed Triple	94→00	12	14	BB14L-A2	<i>BTX14AHL-BS</i>	<i>BGX14AHL-5</i>
900	Sport Sprint	98	12	14	BB14L-A2	<i>BTX14AHL-BS</i>	<i>BGX14AHL-5</i>
900	Sprint	92→99	12	14	BB14L-A2	<i>BTX14AHL-BS</i>	<i>BGX14AHL-5</i>
900	Super III	94→99	12	14	BB14L-A2	<i>BTX14AHL-BS</i>	<i>BGX14AHL-5</i>
900	T509 Speed Triple	97→01	12	14	BB14L-A2	<i>BTX14AHL-BS</i>	<i>BGX14AHL-5</i>
900	T90	-	6	11	6N11A-1B		
900	THruxton	03→	12	10	BTX12-BS		<i>BGX12-5</i>
900	Thunderbird	95→02	12	14	BB14L-A2	<i>BTX14AHL-BS</i>	<i>BGX14AHL-5</i>
900	Thunderbird	02→03	12	12	BTX14AHL-BS		<i>BGX14AHL-5</i>
900	Tiger	93→98	12	14	BB14L-A2	<i>BTX14AHL-BS</i>	<i>BGX14AHL-5</i>
900	Tiger	99→01	12	12	BTX14-BS	<i>BTX14H-BS</i>	<i>BGX14-5</i>
900	Trident	91→00	12	14	BB14L-A2	<i>BTX14AHL-BS</i>	<i>BGX14AHL-5</i>
900	Trident Sprint	93→96	12	14	BB14L-A2	<i>BTX14AHL-BS</i>	<i>BGX14AHL-5</i>
900	Trophy	91→98	12	14	BB14L-A2	<i>BTX14AHL-BS</i>	<i>BGX14AHL-5</i>
950	T 595	97→	12	14	BB14L-A2	<i>BTX14AHL-BS</i>	<i>BGX14AHL-5</i>
955	Daytona 955i, Speed Triple, Sprint ST, RS	99→04	12	12	BTX14-BS	<i>BTX14H-BS</i>	<i>BGX14-5</i>
955	Sprint RS	00→04	12	12	BTX14-BS	<i>BTX14H-BS</i>	<i>BGX14-5</i>
955	T595 Daytona	97→98	12	14	BB14L-A2	<i>BTX14AHL-BS</i>	<i>BGX14AHL-5</i>
955	Tiger	02→06	12	12	BTX14-BS	<i>BTX14H-BS</i>	<i>BGX14-5</i>
956	MasterBlaster	96→97	12	14	BB14L-A2	<i>BTX14AHL-BS</i>	<i>BGX14AHL-5</i>
1000	Daytona	91→93	12	14	BB14L-A2	<i>BTX14AHL-BS</i>	<i>BGX14AHL-5</i>
1050	Sprint ST	05→	12	10	BTX12-BS		<i>BGX12-5</i>
1050	Speed Triple	05→	12	10	BTX12-BS		<i>BGX12-5</i>
1050	Tiger	07→	12	10	BT12B-BS		<i>BG12B-4</i>
1200	Daytona	93→99	12	14	BB14L-A2	<i>BTX14AHL-BS</i>	<i>BGX14AHL-5</i>
1200	Trophy	00→04	12	12	BTX14-BS	<i>BTX14H-BS</i>	<i>BGX14-5</i>
1200	Trophy	91→98	12	14	BB14L-A2	<i>BTX14AHL-BS</i>	<i>BGX14AHL-5</i>
1215	Tiger Explorer	12	-	-	-	-	-
1600	Thunderbird	10→	12	18	BTX20L-BS	<i>BTX20HL-BS</i>	<i>BGX20HL-5</i>
2300	Rocket 3	03→	12	18	BTX20L-BS	<i>BTX20HL-BS</i>	<i>BGX20HL-5</i>
-	All Other Models	93→99	12	12	BTX14-BS	<i>BTX14H-BS</i>	<i>BGX14-5</i>
VICTORY							
1731	Vegas, Jackpot, Hammer, Ness, Vivion	08→	12	18	BTX20HL-BS		<i>BGX20HL-5</i>
WUYANG-HONDA							
100	WH100T	-	12	4	BTX5L-BS		<i>BGX5L-5</i>
125	WH125T	-	12	8	BTX9-BS		<i>BGX9-5</i>
125	WH125T-2	-	12	6	BTX7L-BS		<i>BGX7L-5</i>
125	Lead	-	12	6	BTX7L-BS		<i>BGX7L-5</i>
125	WY125-3,C,F	-	12	7	12N7A-3A		
All	KSBA	-	12	6	BTX7L-BS		<i>BGX7L-5</i>
XINDAZHOU HONDA							
50	REN50	-	12	3	BTX4L-BS		<i>BGX4L-5</i>
50	SDH50QT 16	-	12	4	BB4L-B	<i>BT4A-3</i>	<i>BG4L-B</i>
50	Today	-	12	3	BTX4L-BS		<i>BGX4L-5</i>
125	SDH125	-	12	9	12N9-4B-1	<i>BT9A-BS</i>	<i>BG9-B</i>

(1) OEM Fitment (2) Suggested Upgrade by BS • See Cross Reference Chart page 18 for other Upgrade possibilities



cc	 	Year	V	Ah	Battery Type ¹	Upgrade by BS ²	GEL by BS
125	SDH125T-21,80	-	12	6	BTX7A-BS		BGX7A-5
YAMAHA							
50	Aerox, Aerox-R	06→	12	4	BB4L-B	BT4A-3	BG4L-B
50	Axis	95→	12	3	BTX4L-BS		BGX4L-5
50	BA50, C, N, S	06→	12	3	BTX4L-BS		BGX4L-5
50	Beluga	-	12	4	BB4L-B	BT4A-3	BG4L-B
50	Breeze	-	12	4	BB4L-B	BT4A-3	BG4L-B
50	BWs Bump, Spy	99	12	4	BB4L-B	BT4A-3	BG4L-B
50	BWs Original	00	12	4	BB4L-B	BT4A-3	BG4L-B
50	CA50, E Riva	83→84	6	8	6BB8L-B		
50	CE50 Riva Jog	86→87	12	4	BB4L-B	BT4A-3	BG4L-B
50	CE50D	-	12	4	BTX5L-BS		BGX5L-5
50	CE50S Riva	86→87	12	4	BB4L-B	BT4A-3	BG4L-B
50	CG50, Riva	88→91	12	4	BB4L-B	BT4A-3	BG4L-B
50	CR50, Z	89→93	12	4	BB4L-B	BT4A-3	BG4L-B
50	Aerox, Aerox-R	06→10	12	4	BB4L-B	BT4A-3	BG4L-B
50	Axis	95→	12	3	BTX4L-BS		BGX4L-5
50	CS50, Z	05	12	3	BTX4L-BS		BGX4L-5
50	CS50, M, Z	09→	12	3	BTX4L-BS		BGX4L-5
50	CV50 Riva	84	6	8	6BB8L-B		
50	CV50, ZR	84	12	3	BTX4L-BS		BGX4L-5
50	CV50A, R, ZR	04	12	3	BTX4L-BS		BGX4L-5
50	CW50 Zuma	89→90	12	4	BB4L-B	BT4A-3	BG4L-B
50	CW50 Zuma II	97→01	12	4	BB4L-B	BT4A-3	BG4L-B
50	CW50, RS, RSX BWs	91→97	12	4	BB4L-B	BT4A-3	BG4L-B
50	CW50L, LN, N, RS, RSP	04→09	12	4	BB4L-B	BT4A-3	BG4L-B
50	CW50,N, RS, RSP	09→	12	4	BB4L-B	BT4A-3	BG4L-B
50	CW50RSP NG	96→97	12	4	BB4L-B	BT4A-3	BG4L-B
50	CY50 Riva Jog	92→01	12	3	BTX4L-BS		BGX4L-5
50	CY50, B, D, E, G, R, Z	89→95	12	3	BTX4L-BS		BGX4L-5
50	CY50R	09→	12	3	BTX4L-BS		BGX4L-5
50	DT50 Enduro	88→90	6	4	6N4B-2A-3		
50	DT50, M	80→81	6	4	6N4A-4D		
50	DT50MX	82→87	6	4	6N4B-2A-3		
50	DT50R	89→97	12	3	BB3L-A	BT3A-3	BG3L-A
50	EW50, N	05→	12	4	BB4L-B	BT4A-3	BG4L-B
50	FS1-DX	75→79	6	4	6N4A-4D		
50	JOGR, RR	01→	12	4	BB4L-B	BT4A-3	BG4L-B
50	JOG50Z	-	12	2,3	BT4B-BS		BG4B-5
50	LB-2M Chappy	79	6	4	6N4-2A-4		
50	LB50P Chappy	78→82	6	4	6N4-2A-5		
50	LC50 Champ	80→81	6	4	6N4-2A-5		
50	LC50P Champ	80→81	6	4	6N4-2A-5		
50	MJ50 Towny	82	6	4	6N4-2A-5		
50	NEO S	98	12	4	BB4L-B	BT4A-3	BG4L-B
50	NG	-	12	4	BB4L-B	BT4A-3	BG4L-B
50	Original	-	12	4	BB4L-B	BT4A-3	BG4L-B
50	QT50 Yamahopper	79→87	6	4	6N4-2A-5		
50	RD50, DX, M	78→81	6	4	6N4A-4D		

(1) OEM Fitment (2) Suggested Upgrade by BS • See Cross Reference Chart page 18 for other Upgrade possibilities

YAMAHA

cc	 	Year	V	Ah	Battery Type ¹	Upgrade by BS ²	GEL by BS
50	RD50M	82	6	4	6N4B-2A-3		
50	RX50, Special	83→84	6	4	6N4-2A-5		
50	RZ50	-	12	2,3	BT4B-BS		BG4B-5
50	SG50 Sting	84	12	2,5	BB2.5L-C		BG2.5L-C
50	SH50 Riva Razz	87→01	12	4	BB4L-B	BT4A-3	BG4L-B
50	SH50, E, D, M Riva	87→94	12	4	BB4L-B	BT4A-3	BG4L-B
50	Slider	00	12	4	BB4L-B	BT4A-3	BG4L-B
50	Spy	-	12	4	BB4L-B	BT4A-3	BG4L-B
50	STS/SS	-	12	4	BB4L-B	BT4A-3	BG4L-B
50	TTR50E, EY, EV	06→09	12	2,3	BT4B-BS		BG4B-5
50	TY50M	80	6	4	6N4A-4D		
50	TZR50	09→	12	3	BT4L-BS		BGX4L-5
50	VOX	11→	12	4	BTX5L-BS		BGX5L-5
50	V50D, N	93	12	2,3	BT4B-BS		BG4B-5
50	Why	99	12	4	BB4L-B	BT4A-3	BG4L-B
50	XC50 Vino Classic	06→	12	4	BTX5L-BS		BGX5L-5
50	XC50, D	04	12	4	BTX5L-BS		BGX5L-5
50	XF50	07→09	12	4	BTX5L-BS		BGX5L-5
50	XF50W	07→	12	4	BTX5L-BS		BGX5L-5
50	YA50R Axis	96→	12	3	BTX4L-BS		BGX4L-5
50	YA50T	93	12	3	BTX4L-BS		BGX4L-5
50	YB-1	-	12	2,3	BT4B-BS		BG4B-5
50	YB50	98	6	4	6N4-2A-2		
50	YB50	-	12	2,3	BT4B-BS		BG4B-5
50	YE50 Zest	93→97	12	4	BB4L-B	BT4A-3	BG4L-B
50	YH50	09→	12	4	BB4L-B	BT4A-3	BG4L-B
50	YJ50R Vino, Vino Classic	01→03	12	3	BTX4L-BS		BGX4L-5
50	YL50	-	12	3	BTX4L-BS		BGX4L-5
50	YM50 Breeze	95→96	12	4	BB4L-B	BT4A-3	BG4L-B
50	YN50, M	09→	12	4	BB4L-B	BT4A-3	BG4L-B
50	YN50F	09→	12	5	BB5L-B	BT5A-3	BG5L-B
50	YQ50, L	05→	12	4	BB4L-B	BT4A-3	BG4L-B
50	YSR50	87→92	6	4	6N4-2A-5		
50	YV50H	06	12	2,3	BT4B-BS		BG4B-5
50	YW50A Zuma	02→	12	4	BTX5L-BS		BGX5L-5
50	YZ50, D, ZS	-	12	2,3	BT4B-BS		BG4B-5
60	JT2 Mini Enduro	72	6	2	6N2-2A-3		
60	RD60	73→75	6	4	6N4A-4D		
65	CW65	94	12	4	BB4L-B	BT4A-3	BG4L-B
80	CV80 Riva	83→87	6	11	6N11-2D	6BB11-2D	
80	DT80 Mini Enduro	81→83	6	4	6N4-2A-5		
80	DT80LC, LC II	83→96	12	3	BB3L-B	BT3A-3	BG3L-A
80	DT80MX, MXS	81→83	6	4	6N4-2A-5		
80	FS 1DX80	80	6	4	6N4A-4D		
80	FS80SE	81	6	4	6N4A-4D		
80	G6S, G6SB	70→71	6	4	6N4A-4D		
80	G7S	72	6	4	6N4A-4D		
80	GT1 Mini Enduro	73	6	4	6N4-2A-5		
80	GT80 Mini Enduro	74→80	6	4	6N4-2A-5		

(1) OEM Fitment (2) Suggested Upgrade by BS • See Cross Reference Chart page 18 for other Upgrade possibilities

cc	 	Year	V	Ah	Battery Type ¹	Upgrade by BS ²	GEL by BS
80	LB80 Chappy	76→78	6	4	6N4-2A-5		
80	LB80-2A	95	6	4	6N4-2A-5		
80	RD80LC	82	6	4	6N4A-4D		
80	RD80LC II	83→86	12	3	BB3L-B	BT3A-3	BG3L-A
80	RD80MX	81→82	6	4	6N4B-2A-3		
80	RX80SE	82	6	4	6N4-2A-4		
80	SV80	88→90	12	7	12N7-3B	BB7L-B	
80	TZR80, D	91→	12	3	BTX4L-BS		BGX4L-5
80	YE80 Zesytt	94→96	12	4	BB4L-B	BT4A-3	BG4L-B
80	YG1	62→66	6	4	6N4A-4D		
80	YG5T, YG5S	68→69	12	7	12N7-3B	BB7L-B	
80	YSR80, B, D	92	6	4	6N4-2A-5		
90	CR90	91	12	4	BB4L-B	BT4A-3	BG4L-B
90	HS1, HS1B	70→71	12	5,5	12N5.5-3B		
90	HT1, HT1B 90 Enduro	70→71	6	2	6N2-2A-3		
90	T90D, N	-	12	3	BTX4L-BS		BGX4L-5
90	TTR90E, EV (El.Starter)	03→07	12	2,3	BT4B-BS		BG4B-5
90	YA90	93→	12	3	BTX4L-BS		BGX4L-5
100	Aerox 100	00	12	3	BTX4L-BS		BGX4L-5
100	AG100E, F	93→	6	4	6N4-2A-4		
100	BWs100	99	12	4	BTX5L-BS		BGX5L-5
100	DT100 Enduro	74→76	6	4	6N4B-2A-3		
100	DT100 Enduro	77→83	6	4	6N4-2A-5		
100	L5T, L5TA	69→70	12	7	12N7-3B	BB7L-B	
100	LS2	72	12	5,5	12N5.5A-3B		
100	LT2, LT3 100 Enduro	72→73	6	4	6N4A-4D		
100	Neo s100	00	12	3	BTX4L-BS		BGX4L-5
100	RS100	75→76	6	4	6N4A-4D		
100	RS100, DX	79→81	6	4	6N4-2A-4		
100	RS100T	95	6	4	6N4A-4D		
100	RXZ100S	95	6	4	6N4A-4D		
100	TQ100	01	12	3	BTX4L-BS		BGX4L-5
100	V100	93→94	12	3	BB3L-B	BT3A-3	BG3L-A
100	V100E	93→94	12	5	BB5L-B	BT5A-3	BG5L-B
100	XC100	07	12	4	BTX5L-BS		BGX5L-5
100	YB100	07	12	2,5	BB2.5L-C		BG2.5L-C
100	YFA-1 Breeze	89→95	12	12	BB12C-A		
100	YL2C/CM	68	12	7	12N7-3B	BB7L-B	
100	YN100	09→	12	3	BT4L-BS		BGX4L-5
100	YT100 (Taiwan)	99	12	4	BTX5L-BS		BGX5L-5
100	YW100EL	09→	12	3	BT4L-BS		BGX4L-5
105	T105E, SE	-	12	5	12N5-3B	BT5A-3	BG5L-B
110	T110E, S, SE, SEC, LSE	-	12	5	12N5-3B	BT5A-3	BG5L-B
110	TTR110E, EY, EX	-	12	2,3	BT4B-BS		BG4B-5
110	V110, E	93→95	12	5	BB5L-B	BT5A-3	BG5L-B
110	YBR110A	-	12	5	BB5L-B	BT5A-3	BG5L-B
115	AF115	-	12	4	BTZ5S		
115	AL115, C, F	-	12	5	BB5L-B	BT5A-3	BG5L-B
115	AL115, S, C	07→	12	4	BTZ5S		

(1) OEM Fitment (2) Suggested Upgrade by BS • See Cross Reference Chart page 18 for other Upgrade possibilities

YAMAHA

cc	 	Year	V	Ah	Battery Type ¹	Upgrade by BS ²	GEL by BS
115	AT115, C	-	12	7	BB7B-B		
115	RT115, RTX115	93	6	4	6N4-2A-4		
115	T115LE, LSE	09→	12	5	BB5L-B	<i>BT5A-3</i>	<i>BG5L-B</i>
125	125 Enduro	69→71	12	7	12N7-3B	<i>BB7L-B</i>	
125	AS2C	69	12	5,5	12N5.5-3B		
125	AT1E, AT1B, AT1C 125 Enduro	69→71	12	7	12N7-3B	<i>BB7L-B</i>	
125	AT2, AT3 125 Enduro	72→73	12	7	12N7-3B	<i>BB7L-B</i>	
125	BL125 Beluga	85	12	8	BB7C-A		
125	DT125	74	6	6	6N6-3B-1		
125	DT125 Enduro	74→81	12	7	12N7-3B	<i>BB7L-B</i>	
125	DT125LC	84→87	12	3	BB3L-B	<i>BT3A-3</i>	<i>BG3L-A</i>
125	DT125R E	88→96	12	3	BB3L-B	<i>BT3A-3</i>	<i>BG3L-A</i>
125	Maxster125	00→	12	8	BB7L-B		
125	NXC125	04→06	12	6	BTX7A-BS		<i>BGX7A-5</i>
125	RD125	75→76	12	5,5	12N5.5A-3B		
125	RD125LC	82	12	5	BB5L-B	<i>BT5A-3</i>	<i>BG5L-B</i>
125	RS125	75→77	12	10	12N10-3B	<i>BT10-3</i>	<i>BG10L-BP</i>
125	RX125	95	6	4	6N4B-2A		
125	SR125, T	93→95	12	7	12N7-3B	<i>BB7L-B</i>	
125	SV125	90	12	14	12N14-3A	<i>BTX14AHL-BS</i>	<i>BGX14AHL-5</i>
125	TDR125, R	93→03	12	4	BTX5L-BS		<i>BGX5L-5</i>
125	Teo s	-	12	8	BB7L-B		
125	TTR125E, LWE	09→	12	3	BTX4L-BS		<i>BGX4L-5</i>
125	TTR125E, -S, LE, LES, LWE	03→07	12	3	BTX4L-BS		<i>BGX4L-5</i>
125	TW125	04	12	6	BTZ7S		<i>BGZ7S</i>
125	TW125	99→03	12	8	BB7C-A		
125	TZR125	87→92	12	5	BB5L-B	<i>BT5A-3</i>	<i>BG5L-B</i>
125	TZR125 R	93→96	12	8	BB7C-A		
125	WR125R, X	09→	12	5,5	12N5.5-4A		
125	VP125, R	09→	12	8	BTX9-BS		<i>BGX9-5</i>
125	XC125, CR	07→09	12	6.5	BT7B-BS		<i>BG7B-4</i>
125	XC125 Beluga	86→92	12	8	BB7C-A		
125	XC125 Cygnus-X	04→	12	6	BTX7A-BS		<i>BGX7A-5</i>
125	XC125 Riva	87→01	12	8	BB7C-A		
125	XC125 TR Cygnus R	00	12	8	BB7C-A		
125	XC125E	-	12	6	BTX7A-BS		<i>BGX7A-5</i>
125	XC125R, T, TR Cygnus	93→	12	6	BTX7A-BS		<i>BGX7A-5</i>
125	XC125TRB	07	12	6	BTX7A-BS		<i>BGX7A-5</i>
125	XT125	82→83	6	4	6N4A-4D		
125	XTZ125E, K, XE, XK	-	12	5	BB5L-B	<i>BT5A-3</i>	<i>BG5L-B</i>
125	XV125	97→00	12	11	BB10L-A2		<i>BG10L-A2</i>
125	XV125, S Virago	99	12	5	BB5L-B	<i>BT5A-3</i>	<i>BG5L-B</i>
125	XVS125	00	12	8	BB7L-B		
125	XVS125	01→04	12	6	BTZ7S		<i>BGZ7S</i>
125	YA6	64→66	12	11	BB10L-B	<i>BT10-3</i>	<i>BG10L-BP</i>
125	YAS1/C	68	12	5,5	12N5.5A-3B		
125	YBR125 DX	09→	12	5	BB5L-B	<i>BT5A-3</i>	<i>BG5L-B</i>
125	YB125E, C, CE	-	12	5	BB5L-B	<i>BT5A-3</i>	<i>BG5L-B</i>
125	YBR125ED	07→09	12	6	BTX7L-BS		<i>BGX7L-5</i>

(1) OEM Fitment (2) Suggested Upgrade by BS • See Cross Reference Chart page 18 for other Upgrade possibilities

cc	 	Year	V	Ah	Battery Type ¹	Upgrade by BS ²	GEL by BS
125	YBR125EG, EGD	05	12	5	BB5L-B	BT5A-3	BG5L-B
125	YJ125T Vino 125	04→07	12	6	BTX7A-BS		BGX7A-5
125	YP125R Majesty	99→04	12	8	BB7L-B2		
125	YP125R Majesty	04→	12	8	BTX9-BS		BGX9-5
125	YP125, E	09→	12	8	BTX9-BS		BGX9-5
125	YPR X Max	06→	12	8	BTX9-BS		BGX9-5
125	YZFR125	09→	12	5,5	12N5.5-3B		
125	YW125	09→	12	6.5	BT7B-BS		BG7B-4
125	Zuma 125	09→	12	6.5	BT7B-BS		BG7B-4
135	AT135 Cast	-	12	4	BTZ5S		
135	JT135, T135FI	07→	12	4	BTZ5S		
135	T135SE, SEC, HC	-	12	5	12N5-3B	BT5A-3	BG5L-B
135	T135FI	09→	12	4	BTZ5S		
150	FZ150	-	12	4	BTZ5S		
150	RX150	95	12	3	BB3L-B	BT3A-3	BG3L-A
150	SR150	93→95	12	8	BB7-A		
150	XC150 Fly One R	90→98	12	6	BTX7A-BS		BGX7A-5
150	YP150	01	12	8	BB7L-B		
150	YP150, E	09→	12	8	BB7L-B2		
150	YTZF-R15	-	12	4	BTZ5S		
175	175 Enduro	69→71	6	2	6N2-2A-3		
175	CT1, CT1B, CT1C 175 Enduro	69→71	6	2	6N2-2A-3		
175	CT2, CT3 175 Enduro	72→73	6	4	6N4A-4D		
175	DT175	07→	6	6	6N6-3B-1		
175	DT175 Enduro	74→76	6	4	6N4B-2A-3		
175	DT175 Enduro	78→81	6	6	6N6-3B-1		
180	RT180G	95	6	6	6N6-3B-1		
180	XC180 Cygnus	93	12	11	BB10L-A2		BG10L-A2
180	XC180, D, Z Riva	83→85	12	11	BB10L-B	BT10-3	BG10L-BP
180	YP180E	09→	12	8	BB7L-B2		
185	SR185, Exciter	81→82	12	8	BB7L-B		
200	AG200E, F, G	93→	6	4	6N4B-2A-3		
200	AG200FE	-	12	6	BTZ7S		BGZ7S
200	BW200	86→88	12	8	BB7C-A		
200	CS3B, CS3C	70→71	12	9	BB9L-A2		
200	CS5	72	12	9	BB9L-A2		
200	DT200RE	93	12	3	BB3L-B	BT3A-3	BG3L-A
200	RD200	74→76	12	9	BB9L-A2		
200	RD200, DX	75→79	12	9	12N9-4B-1	BT9A-BS	BG9-B
200	SDR200	-	12	3	BB3L-B	BT3A-3	BG3L-A
200	TW200, EV, V, Trailway	87→	12	8	BB7C-A		
200	TW200W1, C, E	07→	12	8	BB7C-A		
200	XC200, Z Riva	87→91	12	11	BB10L-B2	BT10-3	BG10L-BP
200	XT200	82→83	6	4	6N4A-4D		
200	YCS1	68	12	9	BB9L-A2		
225	XT225	01→07	12	6	BTZ7S		BGZ7S
225	XT225 E, EC, F, FG, G, GC	93→	12	6	BTX7L-BS		BGX7L-5
225	XT225, V	01→03	12	6	BTZ7S		BGZ7S
225	XT225 Serow	92→00	12	6	BTZ7S		BGZ7S

(1) OEM Fitment (2) Suggested Upgrade by BS • See Cross Reference Chart page 18 for other Upgrade possibilities

YAMAHA

cc	 	Year	V	Ah	Battery Type ¹	Upgrade by BS ²	GEL by BS
225	TW225	-	12	8	BB7C-A		
230	TTR230E	06→07	12	8.6	BTZ10S		BGZ10S
230	TTR230E, T, V	05→	12	4	BTX5L-BS		BGX5L-5
250	CP250, V	05→	12	8.6	BTZ10S		BGZ10S
250	DS6B, DS6C	69→70	12	5	12N5-3B	BT5A-3	BG5L-B
250	DS7	72	12	5,5	12N5.5A-3B		
250	DT1 250 Enduro	68	6	2	6N2-2A-3		
250	DT1B, DT1C, DT1E 250 Enduro	69→71	6	2	6N2-2A-3		
250	DT2 250 Enduro	72	6	4	6N4-2A-5		
250	DT250 Enduro	74→76	6	4	6N4B-2A-3		
250	DT250 Enduro	77→79	6	6	6N6-3B-1		
250	DT250MX	77→81	6	6	6N6-3B-1		
250	DT3 250 Enduro	73	6	4	6N4-2A-5		
250	Maxam	11→	12	8.6	BTZ10S		BGZ10S
250	Morphous	06→07	12	8.6	BTZ10S		BGZ10S
250	RD250, S	73→79	12	5,5	12N5.5A-3B		
250	RD250LC	80→82	12	5,5	12N5.5-3B		
250	SR250, E, ES, Exciter	80→82	12	12	12N12A-4A-1	BB12A-A	
250	SRV250, G	93→	12	6	BTX7A-BS		BGX7A-5
250	SRX250	87	12	12	12N12A-4A-1	BB12A-A	
250	TDR250	88→90	12	5	BB5L-B	BT5A-3	BG5L-B
250	Tricker	10→	12	6	BTZ7S		BGZ7S
250	TT250, RV	99→	12	6.5	BT7B-BS		BG7B-4
250	TTR250, V	99→06	12	6.5	BT7B-BS		BG7B-4
250	TZR250	89→90	12	5	BB5L-B	BT5A-3	BG5L-B
250	VP250	07→08	12	8	BTX9-BS		BGX9-5
250	WR250R, RY, RYC, X, XY, XYC	08→	12	6	BTZ7S		BGZ7S
250	WR250F, S	03→09	12	6	BTZ7S		BGZ7S
250	WR250FR	07	12	6	BTZ7S		BGZ7S
250	XG250	04→	12	6	BTZ7S		BGZ7S
250	XS250	77→80	12	12	BB12A-A		
250	XT250	84	12	3	BB3L-B	BT3A-3	BG3L-A
250	XT250	80→83	6	6	6N6-3B-1		
250	XT250, X	08→	12	6	BTZ7S		BGZ7S
250	XT250V	06	12	6	BTX7L-BS		BGX7L-5
250	XTZ250	07→	12	6	BTX7L-BS		BGX7L-5
250	XV250	07	12	11	BB10L-A2		BG10L-A2
250	XV250 Route 66	88→90	12	11	BB10L-A2		BG10L-A2
250	XV250, H Virago	95→03	12	11	BB10L-A2		BG10L-A2
250	XV250, N, L, S Virago	89→98	12	11	BB10L-A2		BG10L-A2
250	XV250YCR V star 250	09→	12	11	BB10L-A2		BG10L-A2
250	XVS250, S	04→	12	6	BTZ7S		BGZ7S
250	YBR250	07→	12	6	BTX7L-BS		BGX7L-5
250	YP250	07→	12	8.6	BTZ10S		BGZ10S
250	YP250R	-	12	8	BTX9-BS		BGX9-5
250	YP250RA	-	12	8	BTX9-BS		BGX9-5
250	YP250 DX, ABS Majesty	96→03	12	6.5	BT7B-BS		BG7B-4
250	YP250 Majesty	00→03	12	6.5	BT7B-BS		BG7B-4
250	YP250, L, C, G	04→	12	8	BT9B-BS		BG9B-4

(1) OEM Fitment (2) Suggested Upgrade by BS • See Cross Reference Chart page 18 for other Upgrade possibilities

cc	 	Year	V	Ah	Battery Type ¹	Upgrade by BS ²	GEL by BS
250	YP250, YP250R, YP250RA	07→	12	8	BTX9-BS		BGX9-5
250	X Max (YPR 250)	05→	12	8	BTX9-BS		BGX9-5
250	YS250	06→	12	6	BTX7L-BS		BGX7L-5
300	VP300	04→	12	8	BTX9-BS		BGX9-5
350	BW350, Big Wheel	87→88	12	12	BB12B-B2		
350	BW350E	86→88	12	8	BB7C-A		
350	R3	69	12	5	12N5-3B	BT5A-3	BG5L-B
350	R5, R5B, R5C	70→72	12	5,5	12N5.5A-3B		
350	RD350	73→75	12	5,5	12N5.5A-3B		
350	RD350LC, LCF	85	12	5	BB5L-B	BT5A-3	BG5L-B
350	RD350LC, LCF	80→84	12	5,5	12N5.5-3B		
350	RD350LC-FH, FN, H, N	86→90	12	5	BB5L-B	BT5A-3	BG5L-B
350	RZ350	84→85	12	5,5	12N5.5-3B		
350	TT350E, F	93→94	6	2	6N2-2A		
350	XT350, H, N	85→00	12	3	BB3L-B	BT3A-3	BG3L-A
350	YR2/C	68	12	5,5	12N5.5-3B		
360	DT360 Enduro	74	6	4	6N4B-2A-3		
360	RT1, RT1B, 360 Enduro	70→71	6	2	6N2-2A-3		
360	RT2, RT3, 360 Enduro	72→73	6	4	6N4-2A-5		
360	XS360	76→78	12	12	12N12A-4A-1	BB12A-A	
360	XS360-2	77	12	7	12N7-3B	BB7L-B	
400	DT400 Enduro	75→76	6	4	6N4B-2A-3		
400	DT400 Enduro	77→78	6	6	6N6-3B-1		
400	FZR400	88→90	12	12	BB12AL-A2		
400	FZR400RR, RRSP	92→	12	8	BTX9-BS		BGX9-5
400	RD400, S	76→79	12	5,5	12N5.5A-3B		
400	SR400	01→09	12	2,3	BT4B-BS		BG4B-5
400	SR400 (Fi)	10→	12	2,3	BT4B-BS		BG4B-5
400	XJR400R	04→	12	8	BTX9-BS		BGX9-5
400	XS400	77→83	12	12	12N12A-4A-1	BB12A-A	
400	XV400	95	12	12	BB12AL-A2		
400	XVS400, C	04	12	10	BT12B-BS		BG12B-4
400	YP400, A, G, Majesty	04→	12	8	BT9B-BS		BG9B-4
450	WR450F, S	03→09	12	6	BTZ7S		BGZ7S
500	SR500	78→81	12	7	12N7-3B	BB7L-B	
500	FXR500	93	12	12	BB12AL-A2		
500	RD500LC	84→85	12	5,5	12N5.5-3B		
500	SR500	98→	12	2,3	BT4B-BS		BG4B-5
500	SR500, SP	78→81	12	7	12N7-3B	BB7L-B	
500	TX500	73→74	12	14	12N14-3A	BTX14AHL-BS	BGX14AHL-5
500	T-Max / XP500, A, W	01→08	12	8	BT9B-BS		BG9B-4
500	T-Max / XP500, A, Y	08→	12	8.6	BTZ10S		BGZ10S
500	XS500, E	75→78	12	14	12N14-3A	BTX14AHL-BS	BGX14AHL-5
500	XT500	83→85	6	6	6N6-3B-1		
500	XT500	86→89	12	3	BB3L-B	BT3A-3	BG3L-A
500	XT500E	93→	12	8	BTX9-BS		BGX9-5
500	XV500 Virago	83	12	12	12N12A-4A-1	BB12A-A	
535	XV535 DX Virago	87→99	12	12	BB12AL-A2		
535	XV535, H, N, S, SE Virago	87→99	12	12	BB12AL-A2		

(1) OEM Fitment (2) Suggested Upgrade by BS • See Cross Reference Chart page 18 for other Upgrade possibilities

YAMAHA

cc	 	Year	V	Ah	Battery Type ¹	Upgrade by BS ²	GEL by BS
550	XJ550 Maxim, R Seca	81→83	12	12	BB12A-A		
550	XT550	82→83	12	5	BB5L-B	BT5A-3	BG5L-B
550	XZ550R Vision	82→83	12	14	BB14L-A2	BTX14AHL-BS	BGX14AHL-5
600	FJ600	84→85	12	12	BB12A-A		
600	FZ600	86→88	12	12	BB12A-A		
600	FZ6, R	05→	12	10	BT12B-BS		BG12B-4
600	FZR600	89→93	12	12	BB12AL-A2		
600	FZR600, E, RE, REC	93→	12	12	BB12AL-A2		
600	FZR600R	89→93	12	12	BB12AL-A2		
600	FZR600R	94→95	12	10	BTX12-BS		BGX12-5
600	FZS600, S, Fazer	98→03	12	10	BT12B-BS		BG12B-4
600	SRX600, H, N	86→91	12	5	BB5L-B	BT5A-3	BG5L-B
600	SRX600	10→	12	10	BT12B-BS		BG12B-4
600	TT600E	94→01	12	8	BTX9-BS		BGX9-5
600	TT600RE	03→04	12	8	BT9B-BS		BG9B-4
600	TT600S	93	12	3	BTX4L-BS		BGX4L-5
600	TT600T	86→88	6	4	6N4-2A-7		
600	TT600W	86→92	6	4	6N4-2A-7		
600	XJ6N, NA, S, SA, SY	09→	12	10	BT12B-BS		BG12B-4
600	XJ600, H, N	84→91	12	12	BB12A-A		
600	XJ600N	94→99	12	8	BTX9-BS		BGX9-5
600	XJ600S	09→	12	10	BT12B-BS		BG12B-4
600	XJ6 Diversion, F	10→	12	10	BT12B-BS		BG12B-4
600	XJ600S Diversion	92→03	12	8	BTX9-BS		BGX9-5
600	XJ600S Seca II	92→98	12	8	BTX9-BS		BGX9-5
600	XT600	84→89	12	5	BB5L-B	BT5A-3	BG5L-B
600	XT600E, EH, EN	90→95	12	8	BTX9-BS		BGX9-5
600	XT600E, EH, EN, H, N, Z	84→87	12	5	BB5L-B	BT5A-3	BG5L-B
600	XT600KH	91→95	12	3	BTX4L-BS		BGX4L-5
600	XT600Z	83→84	12	12	BB12AL-A2		
600	YX600 Radian	86→90	12	12	12N12A-4A-1	BB12A-A	
600	YZF600FGC, RG, RW	95→	12	10	BTX12-BS		BGX12-5
600	YZF600R, Thunder Cat	95→07	12	10	BTX12-BS		BGX12-5
600	YZF-R6	99→00	12	10	BT12B-BS		BG12B-4
600	YZF-R6, W, EC (Exclu R6S)	06→	12	8.6	BTZ10S		BGZ10S
600	YZF-R6, R6S	01→07	12	8	BT9B-BS		BG9B-4
600	YZF-R6, S, SC, SV, Y	01→05	12	8	BT9B-BS		BG9B-4
650	TX650	73	12	12	12N12A-4A-1	BB12A-A	
650	TX650	74	12	14	12N14-3A	BTX14AHL-BS	BGX14AHL-5
650	X1	70→71	12	5,5	12N5.5-3B		
650	X2	72	12	12	12N12A-4A-1	BB12A-A	
650	XJ650	80→83	12	12	12N12A-4A-1	BB12A-A	
650	XS1	70→71	12	5,5	12N5.5-3B		
650	XS2	72	12	12	12N12A-4A-1	BB12A-A	
650	XS650, -2, SE	75→83	12	14	12N14-3A	BTX14AHL-BS	BGX14AHL-5
650	XS650S Heritage Special	78→83	12	14	12N14-3A	BTX14AHL-BS	BGX14AHL-5
650	XVF600RT, C	05	12	10	BTX12-BS		BGX12-5
650	XVS650 V-Star	98→	12	10	BT12B-BS		BG12B-4
650	XVS650, W, WC	97→	12	10	BT12B-BS		BG12B-4

(1) OEM Fitment (2) Suggested Upgrade by BS • See Cross Reference Chart page 18 for other Upgrade possibilities

cc	 	Year	V	Ah	Battery Type ¹	Upgrade by BS ²	GEL by BS
650	XVS650A Drag Star Cla.	99→	12	10	BT12B-BS		BG12B-4
650	XVS650AY, AYC, V, VC	-	12	10	BT12B-BS		BG12B-4
660	Burgman	-	12	12	BTX14-BS	BTX14H-BS	BGX14-5
660	MT03 (EU)	06→	12	8	BT9B-BS		BG9B-4
660	SZR660	96→00	12	8	BTX9-BS		BGX9-5
660	XT660X, R, Z	04→	12	8	BT9B-BS		BG9B-4
660	XTZ660 Tenere	91→98	12	8	BTX9-BS		BGX9-5
700	FZ700, Fazer	86→87	12	14	BB14L-A2	BTX14AHL-BS	BGX14AHL-5
700	FZX700 Fazer	86→87	12	14	BB14L-A2	BTX14AHL-BS	BGX14AHL-5
700	XJ700 Maxim, XJ700X	85→86	12	14	BB14L-A2	BTX14AHL-BS	BGX14AHL-5
700	XJ700X, S, XS	86	12	14	BB14L-A2	BTX14AHL-BS	BGX14AHL-5
700	XV700 Virago	84→87	12	16	BB16AL-A2		
700	XV700C	86→87	12	16	BB16AL-A2		
700	XV700SS	86	12	16	BB16AL-A2		
750	FZ750, Genesis, FZR750	85→94	12	14	BB14L-A2	BTX14AHL-BS	BGX14AHL-5
750	FZR750	91→	12	8	BTX9-BS		BGX9-5
750	FZR750RT Genesis	88	12	14	BB14L-A2	BTX14AHL-BS	BGX14AHL-5
750	FZX750 Fazer	87→94	12	14	BB14L-A2	BTX14AHL-BS	BGX14AHL-5
750	TX750	73→74	12	19	BB16L-B	BTX20HL-BS	BGX20HL-5
750	XJ750 Maxim	82→83	12	14	SBB14L-A2		
750	XJ750 Maxim, K	82→83	12	14	BB14L-A2	BTX14AHL-BS	BGX14AHL-5
750	XJ750 Seca	82→83	12	14	BB14L-A2	BTX14AHL-BS	BGX14AHL-5
750	XJ750M Midnight Maxim	83	12	14	BB14L-A2	BTX14AHL-BS	BGX14AHL-5
750	XJ750M Midnight Virago	83	12	14	BB14L-A2	BTX14AHL-BS	BGX14AHL-5
750	XJ750R Seca	81→83	12	14	SBB14L-A2		
750	XS750	77→80	12	14	12N14-3A	BTX14AHL-BS	BGX14AHL-5
750	XTZ750, H, N Sup. Tenere	89→97	12	14	BB14L-A2	BTX14AHL-BS	BGX14AHL-5
750	XV750 Virago	81→97	12	16	BB16AL-A2		
750	YZF750R, SP	93→97	12	10	BTX12-BS		BGX12-5
750	YZF-R7, OW02	99→02	12	8	BT9B-BS		BG9B-4
779	FZ8 Fazer	10→	12	8.6	BTZ10S		BGZ10S
800	FZ8, R	10→	12	8.6	BTZ10S		BGZ10S
850	TDM850, N	91→95	12	10	BTX12-BS		BGX12-5
850	TRX850	96→99	12	10	BTX12-BS		BGX12-5
850	XS850	80→81	12	14	BB14L-A2	BTX14AHL-BS	BGX14AHL-5
900	TDM900, A	04→	12	10	BT12B-BS		BG12B-4
900	TDM900	10→	12	10	BTX12-BS		BGX12-5
900	XJ900, F	83→91	12	14	BB14L-A2	BTX14AHL-BS	BGX14AHL-5
900	XJ900P	-	12	12	BTX14-BS	BTX14H-BS	BGX14-5
900	XJ900R Seca	83→92	12	14	BB14L-A2	BTX14AHL-BS	BGX14AHL-5
900	XJ900S Diversion	95→02	12	12	BTX14-BS	BTX14H-BS	BGX14-5
920	XV920 Virago	82	12	20	SB50-N18L-AT		
920	XV920 Virago	83	12	20	B50-N18L-A	BTX18L-BS	
920	XV920M Midnight Virago	83	12	20	B50-N18L-A	BTX18L-BS	
920	XV920R Virago	81→83	12	20	B50-N18L-A	BTX18L-BS	
950	XVS950A	09→	12	11.2	BTZ14S		BGZ14S
950	XVS95CTY, CTYC, Y, YC	09→	12	11.2	BTZ14S		BGZ14S
950	V Star 950, XVS95CTY	09→	12	11.2	BTZ14S		BGZ14S
1000	FZ1-N, NA, S, SA	06→09	12	11.2	BTZ14S		BGZ14S

(1) OEM Fitment (2) Suggested Upgrade by BS • See Cross Reference Chart page 18 for other Upgrade possibilities

YAMAHA

cc	 	Year	V	Ah	Battery Type ¹	Upgrade by BS ²	GEL by BS
1000	FZR1000	87→90	12	14	BB14L-A2	<i>BTX14AHL-BS</i>	<i>BGX14AHL-5</i>
1000	FZR1000	91→95	12	12	BTX14-BS	<i>BTX14H-BS</i>	<i>BGX14-5</i>
1000	FZR1000 Exup	89→91	12	14	BB14L-A2	<i>BTX14AHL-BS</i>	<i>BGX14AHL-5</i>
1000	FZR1000 Exup	92→95	12	12	BTX14-BS	<i>BTX14H-BS</i>	<i>BGX14-5</i>
1000	FZR1000 Genesis	87→91	12	14	BB14L-A2	<i>BTX14AHL-BS</i>	<i>BGX14AHL-5</i>
1000	FZS1000, S, T, FZ1	01→05	12	12	BT14B-BS		<i>BG14B-4</i>
1000	FZS1000 FZ1	06→	12	11.2	BTZ14S		<i>BGZ14S</i>
1000	GTS1000, A	93→00	12	12	BTX14-BS	<i>BTX14H-BS</i>	<i>BGX14-5</i>
1000	XV1000 Virago	84→85	12	20	B50-N18L-A	<i>BTX18L-BS</i>	
1000	XV1000SE Midnight Sp.	83	12	20	B50-N18L-A	<i>BTX18L-BS</i>	
1000	XV1000SE Virago	86→87	12	20	B50-N18L-A	<i>BTX18L-BS</i>	
1000	XV1000TR.1	→92	12	20	B50-N18L-A	<i>BTX18L-BS</i>	
1000	YZF-R1, W, WC	04→	12	8.6	BTZ10S		<i>BGZ10S</i>
1000	YZF1000R, Thunderace	96→01	12	12	BTX14-BS	<i>BTX14H-BS</i>	<i>BGX14-5</i>
1000	YZF-R1, Y, YC	04→09	12	8.6	BTZ10S		<i>BGZ10S</i>
1000	YZF-R1	98→03	12	10	BT12B-BS		<i>BG12B-4</i>
1000	YZF-R1	04→	12	8.6	BTZ10S		<i>BGZ10S</i>
1000	YZF-R1 LEV	06	12	8.6	BTZ10S		<i>BGZ10S</i>
1000	YZF-R1S	06	12	8.6	BTZ10S		<i>BGZ10S</i>
1100	BT1100	02→06	12	12	BT14B-BS		<i>BG14B-4</i>
1100	FJ1100	84→92	12	14	BB14L-A2	<i>BTX14AHL-BS</i>	<i>BGX14AHL-5</i>
1100	XJ1100 Maxim	82	12	20	SB50-N18L-AT		
1100	XS1100	78→92	12	20	B50-N18L-A	<i>BTX18L-BS</i>	
1100	XV1100	89→98	12	20	SB50-N18L-AT		
1100	XV1100 Virago	86→98	12	20	SB50-N18L-AT		
1100	XV1100G, GC	95	12	20	B50-N18L-A	<i>BTX18L-BS</i>	
1100	XVS1100	99→	12	12	BT14B-BS		<i>BG14B-4</i>
1100	XVS1100 Drag Star	99→06	12	12	BT14B-BS		<i>BG14B-4</i>
1100	V-Star_XVS1100	99→10	12	12	BT14B-BS		<i>BG14B-4</i>
1100	XVS1100A, W, WC	01→	12	12	BT14B-BS		<i>BG14B-4</i>
1100	YVX11AWY, AWYC, AY	09→	12	12	BT14B-BS		<i>BG14B-4</i>
1200	FJ1200	86→92	12	14	BB14L-A2	<i>BTX14AHL-BS</i>	<i>BGX14AHL-5</i>
1200	FJ1200	91→93	12	12	BTX14-BS	<i>BTX14H-BS</i>	<i>BGX14-5</i>
1200	V MAX_VMX1200	85→07	12	16	BB16AL-A2		
1200	XJR1200, SP	95→98	12	12	BTX14-BS	<i>BTX14H-BS</i>	<i>BGX14-5</i>
1200	XVZ12 Venture, Royale	83→85	12	20	SB50-N18L-AT		
1200	XT1200Z Super Tenere	10→	12	11	BTZ12S		<i>BGZ12S</i>
1300	FJR1300 A, AP, AS, ASY, AW, AWC S, SC	01→	12	12	BT14B-BS		<i>BG14B-4</i>
1300	XJR1300 (EU), Y	07→	12	11.2	BTZ14S		<i>BGZ14S</i>
1300	XJR1300, SP	99→06	12	12	BT14B-BS		<i>BG14B-4</i>
1300	XVS1300A, AY	07→	12	18	BTX20L-BS	<i>BTX20HL-BS</i>	<i>BGX20HL-5</i>
1300	V Star 1300, XVS13AY, Stryker	09→	12	18	BTX20HL-BS		<i>BGX20HL-5</i>
1300	XVZ13CT, CTS	09→	12	18	BTX20L-BS	<i>BTX20HL-BS</i>	<i>BGX20HL-5</i>
1300	XVZ13 Royal Star, Venture	96→	12	18	BTX20L-BS	<i>BTX20HL-BS</i>	<i>BGX20HL-5</i>
1300	XVZ13 Venture, Royale	86→95	12	20	SB50-N18L-AT		
1300	XVZ1300 AT Tour Classic	99→	12	18	BTX20L-BS	<i>BTX20HL-BS</i>	<i>BGX20HL-5</i>
1300	XVZ1300 TD	89→91	12	20	SB50-N18L-AT		
1300	XVZ1300 Venture Royal	86→93	12	20	SB50-N18L-AT		
1300	XVZ1300A Royal Star	96→00	12	18	BTX20L-BS	<i>BTX20HL-BS</i>	<i>BGX20HL-5</i>

(1) OEM Fitment (2) Suggested Upgrade by BS • See Cross Reference Chart page 18 for other Upgrade possibilities

cc	 	Year	V	Ah	Battery Type ¹	Upgrade by BS ²	GEL by BS
1300	XVZ1300TF Royal Star	00→	12	18	BTX20L-BS	<i>BTX20HL-BS</i>	<i>BGX20HL-5</i>
1600	XV1600 Road Star	99→03	12	18	BTX20L-BS	<i>BTX20HL-BS</i>	<i>BGX20HL-5</i>
1600	XV1600A Wild Star	99→03	12	18	BTX20L-BS	<i>BTX20HL-BS</i>	<i>BGX20HL-5</i>
1700	MT01 (EU), S	05→	12	12	BT14B-BS		<i>BG14B-4</i>
1700	XV1700A Road Star, Silverado	04→07	12	18	BTX20L-BS	<i>BTX20HL-BS</i>	<i>BGX20HL-5</i>
1700	XV1700ATMV, AV, AVC	-	12	18	BTX20L-BS	<i>BTX20HL-BS</i>	<i>BGX20HL-5</i>
1700	XV1700P Road Star Warrior	02→09	12	12	BT14B-BS		<i>BG14B-4</i>
1700	XV1700PC, CMV	02→	12	12	BT14B-BS		<i>BG14B-4</i>
1700	XV17AT Road Star, Silverado	08→	12	12	BT14B-BS		<i>BG14B-4</i>
1700	VMAX	09→	12	11.2	BTZ14S		<i>BGZ14S</i>
1854	Roadliner, Raider, Stratoliner	06→	12	12	BT14B-BS		<i>BG14B-4</i>
1854	XV19CSY, CSYC, CY, CYC	09→	12	12	BT14B-BS		<i>BG14B-4</i>
1900	XV1900, A, CT	07→	12	12	BT14B-BS		<i>BG14B-4</i>
1900	XV19SV, SVC, CTSV	06→08	12	12	BT14B-BS		<i>BG14B-4</i>
ZENGCHENHAILI							
100	HJ100-3	-	12	5	BB5L-B	<i>BT5A-3</i>	<i>BG5L-B</i>
100	HJ100T-A	-	12	6	BTX7A-BS		<i>BGX7A-5</i>
100	HJ100T-E	-	12	6	BTX7A-BS		<i>BGX7A-5</i>
125	HJ125-2,3,5,9,10,15,18	-	12	9	12N9-4B-1	<i>BT9A-BS</i>	<i>BG9-B</i>
125	HJ125-7,6,6A	-	12	8	BB7-A		
125	HJ125T,-3,8,B,D,2D	-	12	6	BTX7A-BS		<i>BGX7A-5</i>
150	HJ150-9,10	-	12	9	12N9-4B-1	<i>BT9A-BS</i>	<i>BG9-B</i>
250	HJ250	-	12	9	12N9-4B-1	<i>BT9A-BS</i>	<i>BG9-B</i>
ZONGSHEN PIAGGIO							
50	FLY-50	-	12	8	BTX9-BS		<i>BGX9-5</i>
50	ZIP50, 50QT	-	12	8	BTX9-BS		<i>BGX9-5</i>
100	ZS100-6	-	6	4	6N4-2A		<i>G6N4-2A</i>
110	LZX110	-	12	5	BB5L-B	<i>BT5A-3</i>	<i>BG5L-B</i>
110	ZS110-20	-	12	6	BB6L-B		
125	LZX125-2	-	12	7	12N7-3B	<i>BB7L-B</i>	
125	LZX125-4	-	12	9	12N9-4B-1	<i>BT9A-BS</i>	<i>BG9-B</i>
125	ZS125	-	12	7	12N7-4A	<i>BB7-A</i>	
125	ZS125T-2	-	12	6	BB6L-B		
150	ZS150-15	-	12	6	BTX7A-BS		<i>BGX7A-5</i>
ZUNDAPP							
125	GS125, KS125	-	6	11	6N11A-3A		
175	KS175	-	6	11	6N11A-3A		
850	K850 Super	-	12	9	BB9L-B		

(1) OEM Fitment (2) Suggested Upgrade by BS • See Cross Reference Chart page 18 for other Upgrade possibilities

ADLY



cc		Year	V	Ah	Battery Type ¹	Upgrade by BS ²	GEL by BS
ADLY							
280	Canyon 280	-	12	8	BTX9-BS		BGX9-5
300	Sport	-	12	8	BTX9-BS		BGX9-5
300	Canyon 300	-	12	8	BTX9-BS		BGX9-5
320	Hurricane 320	-	12	8	BTX9-BS		BGX9-5
500	S500	-	12	8	BTX9-BS		BGX9-5
AEON (BENZAI)							
50	Cobra50	-	12	3	BTX4L-BS		BGX4L-5
90	Cobra90	-	12	3	BTX4L-BS		BGX4L-5
100	Cobra100	-	12	3	BTX4L-BS		BGX4L-5
180	Cobra180	-	12	8	BTX9-BS		BGX9-5
220	Cobra220	-	12	10	BTX12-BS		BGX12-5
ARCTIC CAT							
50	DVX50	06→10	12	4	BTX5L-BS		BGX5L-5
90	All Models	→06	12	4	BTX5L-BS		BGX5L-5
90	DVX90	06→	12	4	BTX5L-BS		BGX5L-5
150	150	→12	12	8	BTX9-BS		BGX9-5
250	All Models	→10	12	10	BTX12-BS		BGX12-5
250	DVX250 (2X4)	06	12	10	BTX12-BS		BGX12-5
300	All Models	-	12	14	BB14L-A2	BTX14AHL-BS	BGX14AHL-5
300	DVX300	→12	12	10	BTX12-BS		BGX12-5
366	366	08→	12	14	BB14-A2	BTX14AH-BS	BGX14AH-5
400	All Models	-	12	14	BB14-A2	BTX14AH-BS	BGX14AH-5
400	DVX400	-	12	8	BTX9-BS		BGX9-5
400	TRV400	09→10	12	14	BB14-A2	BTX14AH-BS	BGX14AH-5
450	TRV450	11	12	18	BTX20H-BS		BGX20H-5
500	Bearcat500	11	12	18	BTX20H-BS		BGX20H-5
500	IA500, TBX500, TRV500 (4X4)	-	12	14	BB14-A2	BTX14AH-BS	BGX14AH-5
500	Prowler 500	11→	-	-	-	-	-
550	Prowler 550	→09	12	21	BTX24HL-BS		BGX24HL-5
550	Prowler 550	10→12	12	30	BIX30L		GIX30L
550	TRV550, LTD, S	→12	12	18	BTX20H-BS		BGX20H-5
550	550, LTD, S	→12	12	30	BIX30L		GIX30L
570	F570, T570, Bearcat	08→					
650	650 (4x4) Automatic	04→06	12	14	BB14-A2	BTX14AH-BS	BGX14AH-5
650	650H1, TBX 650, Mudpro	05→12	12	14	BB14-A2	BTX14AH-BS	BGX14AH-5
650	Prowler 650	06→09	12	21	BTX24HL-BS		BGX24HL-5
550	Prowler 700	→09	12	21	BTX24HL-BS		BGX24HL-5
550	Prowler 700	10→	12	30	BIX30L		GIX30L
700	TRV700, Mudpro, LTS, TBX	09→	12	14	BB14-A2	BTX14AH-BS	BGX14AH-5
700	700H1	09→10	12	18	BTX20H-BS		BGX20H-5
700	700 LTD, S	09→					
700	Panther	-	12	20	B50-N18L-A	BTX18L-BS	
800	F8 LXR, F800, M800	07→10	12	18	BTX20H-BS		BGX20H-5
1000	Prowler 1000	→12	12	30	BB30L-B	BIX30L	GIX30L
1000	Thundercat	09→10	12	18	BTX20H-BS		BGX20H-5
1000	Mudpro 1000H2	10→	12	18	BTX20H-BS		BGX20H-5
BOMBARDIER-BRP / CAN-AM							
50	DS50, Quest	02→06	12	3	BTX4L-BS		BGX4L-5

(1) OEM Fitment (2) Suggested Upgrade by BS • See Cross Reference Chart page 18 for other Upgrade possibilities

cc		Year	V	Ah	Battery Type ¹	Upgrade by BS ²	GEL by BS
70	DS70	→12	12	3	BTX4L-BS		BGX4L-5
90	DS90, DS90F, Quest	02→12	12	3	BTX4L-BS		BGX4L-5
200	Rally	02→06	12	14	BB14A-A2		
250	DS250	06→12	12	10	BTX12-BS		BGX12-5
330	Outlander	04→05	12	13	BTX15L-BS		BGX15L-5
400	Outlander	03→04	12	13	BTX15L-BS		BGX15L-5
400	Outlander, Max, Renegade	04→12	12	18	BTX20L-BS	BTX20HL-BS	BGX20HL-5
450	DS450	→12	12	6.5	BT7B-BS		BG7B-4
500	Outlander, Max, Renegade	04→12	12	18	BTX20L-BS	BTX20HL-BS	BGX20HL-5
500	Traxter Quest	99→05	12	19	BB16CL-B		BGX20HL-5-PW
500	Traxter Quest	02→05	12	20	B50-N18L-A	BTX18L-BS	
650	DS650	00→06	12	13	BTX15L-BS		BGX15L-5
650	Quest	02→05	12	19	BB16CL-B		BGX20HL-5-PW
650	Outlander, Max	→12	12	18	BTX20L-BS	BTX20HL-BS	BGX20HL-5
660	Outlander660 EFI	06	12	18	BTX20L-BS	BTX20HL-BS	BGX20HL-5
800	Outlander800 EFI, Renegade	06→	12	18	BTX20L-BS	BTX20HL-BS	BGX20HL-5
800	Commander 800	11→	12	30	BTX20-3		BGX20L-5
1000	Commander 1000	11→	12	30	BTX20-3		BGX20L-5
All	Outlander, Max	→10	12	18	BTX20L-BS	BTX20HL-BS	BGX20HL-5
CANNONDALE							
All	All Models	01→03	12	8	BTX9-BS		BGX9-5
400	FX400	01→	12	8	BTX9-BS		BGX9-5
440	Blaze440	02→03	12	8	BTX9-BS		BGX9-5
440	Cannibal440	02→03	12	8	BTX9-BS		BGX9-5
440	Glamis440	02→03	12	8	BTX9-BS		BGX9-5
440	Moto440	02→03	12	8	BTX9-BS		BGX9-5
440	Speed440	02→03	12	8	BTX9-BS		BGX9-5
DINLI							
290	DL801	-	12	10	BTX12-BS		BGX12-5
450	DL904	-	12	10	BTX12-BS		BGX12-5
DRR							
All	All Models	-	12	3	BTX4L-BS		BGX4L-5
E-TON							
50	All Models	04→05	12	4	BTX5L-BS		BGX5L-5
50	AXL, TXL, NXL, RXL	99→03	12	3	BTX4L-BS		BGX4L-5
70	Viper70	→10	12	4	BTX5L-BS		BGX5L-5
90	All Models	04→	12	4	BTX5L-BS		BGX5L-5
90	AXL, TXL, NXL, RXL	99→03	12	3	BTX4L-BS		BGX4L-5
90	DXL90 Sierra	99→03	12	3	BTX4L-BS		BGX4L-5
150	CXL150 Yukon II	00→03	12	8	BTX9-BS		BGX9-5
150	Viper150R	→11	12	8	BTX9-BS		BGX9-5
150	YXL150 Yukon	00→03	12	8	BTX9-BS		BGX9-5
250	Vector250	→12	12	10	BTX12-BS		BGX12-5
GOES							
220	S220	-	12	10	BTX12-BS		BGX12-5
320	MAX320	-	12	12	BTX14AH-BS		BGX14AH-5
350	S350	-	12	10	BTX12-BS		BGX12-5
450	X450	-	12	12	BTX14AH-BS		BGX14AH-5
520	MAX520	-	12	12	BTX14AH-BS		BGX14AH-5

(1) OEM Fitment (2) Suggested Upgrade by BS • See Cross Reference Chart page 18 for other Upgrade possibilities

cc		Year	V	Ah	Battery Type ¹	Upgrade by BS ²	GEL by BS
620	MAX620	-	12	12	BTX14AH-BS		BGX14AH-5
HERKULES							
250	Canyon280	-	12	8	BTX9-BS		BGX9-5
272	Canyon320	-	12	8	BTX9-BS		BGX9-5
272	Hurricane300	-	12	8	BTX9-BS		BGX9-5
272	Hurricane320	-	12	8	BTX9-BS		BGX9-5
300	Crossroad300	-	12	8	BTX9-BS		BGX9-5
500	Hurricane500	-	12	8	BTX9-BS		BGX9-5
HONDA							
90	TRX90X, EX	06→	12	4	BTX5L-BS		BGX5L-5
125	ATC125M	86→87	12	10	BTX12-BS		BGX12-5
125	ATC125M	84→85	12	9	BB9A-A		
125	TRX125 Fourtrax	87→88	12	8	BTX9-BS		BGX9-5
125	TRX125 Fourtrax	85→86	12	9	BB9A-A		
200	ATC200 Big Red	82→84	12	14	BB14A-A2		
200	ATC200M	84→85	12	14	BB14A-A2		
200	TRX200 Fourtrax	90→96	12	10	BTX12-BS		BGX12-5
200	TRX200 Fourtrax	84	12	14	BB14A-A2		
200	TRX200 SX Fourtrax	86→88	12	10	BTX12-BS		BGX12-5
250	All Models	→11	12	10	BTX12-BS		BGX12-5
250	ATC250 ES Big Red	85→87	12	10	BTX12-BS		BGX12-5
250	ATC250 SX	85→87	12	10	BTX12-BS		BGX12-5
250	TRX250 EX, TE, TM	01→	12	8	BTX9-BS		BGX9-5
250	TRX250 Fourtrax	85→87	12	10	BTX12-BS		BGX12-5
250	TRX250 Fourtrax	97→07	12	10	BTX12-BS		BGX12-5
250	TRX250 Recon, ES	97→03	12	10	BTX12-BS		BGX12-5
250	TR250TE, TM, FourTrax Recon	97→11	12	10	BTX12-BS		BGX12-5
250	TRX250 X, EX	01→11	12	8	BTX9-BS		BGX9-5
300	TRX300 Fourtrax	88→00	12	12	BTX14-BS	BTX14H-BS	BGX14-5
300	TRX300 X, EX	93→	12	8	BTX9-BS		BGX9-5
300	TRX300 FW Fourtrax 4x4	88→00	12	12	BTX14-BS	BTX14H-BS	BGX14-5
350	FL350R Odyssey	85	12	10	BTX12-BS		BGX12-5
350	TRX350 Ranger	00→06	12	12	BTX14-BS	BTX14H-BS	BGX14-5
350	TRX350, D Fourtrax 4x4	86→89	12	12	BTX14-BS	BTX14H-BS	BGX14-5
400	FL400 R Pilot	89→90	12	12	BTX14-BS	BTX14H-BS	BGX14-5
400	TRX400 Ranger AT	04→06	12	12	BTX14-BS	BTX14H-BS	BGX14-5
400	TRX400 X, EX, Fourtrax, Sportrax	99→	12	8	BTX9-BS		BGX9-5
400	TRX400 FW Foreman	95→03	12	12	BTX14-BS	BTX14H-BS	BGX14-5
420	TRX420 Rancher 4X4	→12	12	12	BTX14-BS	BTX14H-BS	BGX14-5
450	TRX450 Fourtrax Foreman S, ES	98→04	12	12	BTX14-BS	BTX14H-BS	BGX14-5
450	TRX450E, TRX450ER	06→	12	6	BTZ7S		BGZ7S
500	TRX500 FA Fourtrax Rubicon	01→12	12	12	BTX14-BS	BTX14H-BS	BGX14-5
500	TRX500 FE, FM, TM Trax Foreman	11→12	12	12	BTX14-BS	BTX14H-BS	BGX14-5
500	FourTrax Foreman ES, 4x4	05→09	12	12	BTX14-BS	BTX14H-BS	BGX14-5
650	TRX650 Fourtrax Rincon	03→05	12	12	BTX14-BS	BTX14H-BS	BGX14-5
680	TRX680 Fourtrax Rincon	06→12	12	18	BTX20L-BS	BTX20HL-BS	BGX20HL-5
700	TRX700 XX	08→12	12	8	BTX9-BS		BGX9-5
700	MUV700 Big Red	08→12	12	12	BTX14-BS	#REF!	BGX14-5

(1) OEM Fitment (2) Suggested Upgrade by BS • See Cross Reference Chart page 18 for other Upgrade possibilities

cc		Year	V	Ah	Battery Type ¹	Upgrade by BS ²	GEL by BS
HYOSUNG							
450	TE450S	→11	12	8	BTX9-BS		BGX9-5
JOHN DEERE							
All	All Models	-	12	19	BB16CL-B		BGX20HL-5-PW
KASEA							
50	Mini Skyhawk 50	-	12	3	BTX4L-BS		BGX4L-5
50	Skyhawk50	-	12	3	BTX4L-BS		BGX4L-5
65	KS, KU Models	-	12	6	BTX7A-BS		BGX7A-5
90	KS, KU Models	-	12	6	BTX7A-BS		BGX7A-5
90	Skyhawk90	-	12	6	BTX7A-BS		BGX7A-5
125	KS,KU Models, Adventure Buggy	-	12	6	BTX7A-BS		BGX7A-5
125	KS,KU Models, Adventure Buggy	-	12	6	BTX7A-BS		BGX7A-5
150	Skyhawk150, Adventure Buggy	-	12	6	BTX7A-BS		BGX7A-5
170	Skyhawk170	-	12	6	BTX7A-BS		BGX7A-5
250	Skyhawk250	-	12	6	BTX7A-BS		BGX7A-5
KAWASAKI							
50	KFX50	07→10	12	4	BTX5L-BS		BGX5L-5
80	KSF80-A (KFX80)	03→05	12	4	BTX5L-BS		BGX5L-5
90	KFX90	07→	12	4	BTX5L-BS		BGX5L-5
110	KLF110-B Mojave	87→88	12	9	BB9L-A2		
185	KLF185-A Bayou	85→88	12	11	BB10L-B	BT10-3	BG10L-BP
200	KLT200-A, C	81→84	12	11	BB10L-B	BT10-3	BG10L-BP
200	KLT200-B, C	83	12	12	BB12A-A		
220	KLF220-A Bayou	88→02	12	11	BB10A-A2		
250	KLF250-A Bayou	03→10	12	11	BB10A-A2		
250	KLT250-A	82→83	12	12	BB12A-A		
250	KLT250-C Prairie	83	12	12	BB12A-A		
250	KLT250-C Prairie	84→85	12	11	BB10L-B	BT10-3	BG10L-BP
300	KEF300-A Lakota	95→00	12	14	BB14A-A2		
300	KEF300-A Lakota Sport	01→03	12	14	BB14A-A2		
300	KEF300-B Lakota Sport	01→03	12	14	BB14A-A2		
300	KLF300-A Bayou	86→87	12	19	BB16CL-B		BGX20HL-5-PW
300	KLF300-B Bayou	88→04	12	14	BB14A-A2		
300	KLF300-C Bayou 300 4x4	89→04	12	14	BB14A-A2		
300	KVF300-A Prairie 300, 4x4	99→02	12	14	BB14A-A2		
300	KVF300-B Prairie 300, 4x4	99→02	12	14	BB14A-A2		
360	KVF360 Prairie	→11	12	14	BB14A-A2		
400	KAF400, Mule 600,610	05→12	12	12	BTX14AH-BS		BGX14AH-5
400	KLF400-B Bayou 400 4x4	93→00	12	19	BB16CL-B		BGX20HL-5-PW
400	KFX400	-	12	8	BTX9-BS		BGX9-5
400	KSF400-A	03→06	12	8	BTX9-BS		BGX9-5
400	KVF400-A Prairie 400 4x4	97→00	12	14	BB14A-A2		
400	KVF400-B Prairie 400 4x4	98→00	12	14	BB14A-A2		
400	KVF400-C Prairie 400 4x4	99→02	12	14	BB14A-A2		
400	KVF400-D Prairie 400 4x4	99→02	12	14	BB14A-A2		
440	JS440	87→92	12	19	BB16CL-B		BGX20HL-5-PW
450	KFX450R	08→	12	6	BTX7L-BS		BGX7L-5
540	KAF540, Mule 2010, 2020, 2030	-	12	19	BB16CL-B		BGX20HL-5-PW
620	Advantage Classic	03→07	12	18	BTX20L-BS	BTX20HL-BS	BGX20HL-5


(1) OEM Fitment (2) Suggested Upgrade by BS • See Cross Reference Chart page 18 for other Upgrade possibilities

KAWASAKI



cc		Year	V	Ah	Battery Type ¹	Upgrade by BS ²	GEL by BS
620	KAF620, Mule 2500, 5210, 5250	-	12	19	BB16CL-B		BGX20HL-5-PW
620	KAF620, Mule 3000, 3010, 3020	-	12	18	BTX20L-BS	BTX20HL-BS	BGX20HL-5
620	KAF620F, Mule 3010 4x4	→12	12	18	BTX20L-BS	BTX20HL-BS	BGX20HL-5
620	KAF620F, Mule 4010 4x4	→11	12	18	BTX20L-BS	BTX20HL-BS	BGX20HL-5
650	4x4 Advantage Classic	02→03	12	12	BTX14-BS	BTX14H-BS	BGX14-5
650	KVF650 Brute Force	02→	12	12	BTX14-BS	BTX14H-BS	BGX14-5
700	KVF650-A, B, D, Prairie 4x4	04→06	12	12	BTX14-BS	BTX14H-BS	BGX14-5
700	KFX700	03→10	12	12	BTX14-BS	BTX14H-BS	BGX14-5
700	KVF700-A, B, D, Prairie 4x4	04→06	12	12	BTX14-BS	BTX14H-BS	BGX14-5
750	KVF750 Brute Force	05→	12	12	BTX14-BS	BTX14H-BS	BGX14-5
KTM							
450	SX ATV	08→09	12	4	BTX5L-BS		BGX5L-5
450	XC ATV	08→09	12	4	BTX5L-BS		BGX5L-5
505	SX ATV	08→	12	4	BTX5L-BS		BGX5L-5
505	XC ATV	08→	12	4	BTX5L-BS		BGX5L-5
525	SX ATV	→10	12	4	BTX5L-BS		BGX5L-5
525	XC ATV	08→	12	4	BTX5L-BS		BGX5L-5
KYMCO							
50	Mongoose 50	-	12	4	BTX5L-BS		BGX5L-5
50	MXU 50	-	12	4	BTX5L-BS		BGX5L-5
50	MAXXER 50	-	12	8	BTX9-BS		BGX9-5
90	Mongoose 90	-	12	4	BTX5L-BS		BGX5L-5
90	MAXXER 90	-	12	4	BTX5L-BS		BGX5L-5
125	MXER 125	-	12	8	BTX9-BS		BGX9-5
150	MXER 150	11→	12	8	BTX9-BS		BGX9-5
150	MXU150	-	12	8	BTX9-BS		BGX9-5
250	Mongoose	-	12	10	BTX12-BS		BGX12-5
250	KXR	-	12	10	BTX12-BS		BGX12-5
250	MAXXER	-	12	10	BTX12-BS		BGX12-5
250	MXU	-	12	10	BTX12-BS		BGX12-5
300	MXU300SD	-	12	10	BTX12-BS		BGX12-5
300	Mongoose 3	→10	12	10	BTX12-BS		BGX12-5
300	MAXXER 300	11→	12	10	BTX12-BS		BGX12-5
300	MXU300	11→	12	10	BTX12-BS		BGX12-5
400	MAXXER 400	11→	12	10	BTX12-BS		BGX12-5
450	MAXXER 450	11→	12	18	BTX20L-BS	BTX20HL-BS	BGX20HL-5
450	MXU 450I	-	12	18	BTX20L-BS	BTX20HL-BS	BGX20HL-5
500	UXV500	11→	12	18	BTX20L-BS	BTX20HL-BS	BGX20HL-5
500	MXU500	-	12	18	BTX20L-BS	BTX20HL-BS	BGX20HL-5
MASAI							
300	A330, A333, A300, A360	-	12	10	BTX12-BS		BGX12-5
450	A450, A460	-	12	12	BTX14-BS	BTX14H-BS	BGX14-5
POLARIS							
50	Predator, Outlaw	04→12	12	4	BTX5L-BS		BGX5L-5
50	Scrambler	01→02	12	3	BTX4L-BS		BGX4L-5
50	Scrambler	03	12	4	BTX5L-BS		BGX5L-5
90	Predator, Sportsman, Outlaw	03→	12	4	BTX5L-BS		BGX5L-5
90	Scrambler, Sportsman	01→02	12	3	BTX4L-BS		BGX4L-5
200	Phoenix, Sawtooth	05→12	12	10	BTX12-BS		BGX12-5

(1) OEM Fitment (2) Suggested Upgrade by BS • See Cross Reference Chart page 18 for other Upgrade possibilities

cc		Year	V	Ah	Battery Type ¹	Upgrade by BS ²	GEL by BS
250	All Models	06→08	12	14	BB14A-A2		
250	All Models	85→05	12	14	BB14A-A2		
300	Hawkeye, Sportsman 300	06→10	12	14	BB14-B2	<i>BTX14AH-BS</i>	<i>BGX14AH-5</i>
325	All Models	87→02	12	14	BB14A-A2		
330	Magnum, Trail	03→	12	14	BB14A-A2		
335	Sportsman	98→01	12	14	BB14A-A2		
400	All Models	94→08	12	14	BB14A-A2		
400	Ranger 400	11→	12	12	BTX14AH-BS		<i>BGX14AH-5</i>
400	Sportsman	→11	12	12	BTX14AH-BS		<i>BGX14AH-5</i>
400	Sportsman HO	11→	12	12	BTX14AH-BS		<i>BGX14AH-5</i>
425	All Models	95→02	12	14	BB14A-A2		
450	Diesel 445 Litre (Primary)	99→03	12	30	BB30L-B	<i>BIX30L</i>	<i>GIX30L</i>
450	Diesel 445 Litre (Secondary)	99→03	12	14	BB14A-A2		
450	Outlaw 450	07→10	12	8	BTX9-BS		<i>BGX9-5</i>
500	All Models (excl. Predator & Sportman)	99→12	12	14	BB14A-A2		
500	ATP500	-	12	8	BTX9-BS		<i>BGX9-5</i>
500	Predator, Outlaw	03→06	12	8	BTX9-BS		<i>BGX9-5</i>
500	Ranger 6x6, 4x4	98→04	12	30	BIX30L		<i>GIX30L</i>
500	Ranger 4x4	04→10	12	30	BB30L-B	<i>BIX30L</i>	<i>GIX30L</i>
500	Ranger 4x4	11→	12	12	BTX14AH-BS		<i>BGX14AH-5</i>
500	Sportsman	96→11	12	30	BIX30L		<i>GIX30L</i>
500	Sportsman HO	→12	12	12	BTX14AH-BS		<i>BGX14AH-5</i>
525	Outlaw 525	08→11	12	8	BTX9-BS		<i>BGX9-5</i>
550	Sportsman	→10	12	30	BIX30L		<i>GIX30L</i>
550	Sportsman EPS, XP	10→	12	12	BTX14AH-BS		<i>BGX14AH-5</i>
550	Sportsman X2	10→	12	30	BIX30L		<i>GIX30L</i>
600	Sportsman	04→05	12	30	BB30L-B	<i>BIX30L</i>	<i>GIX30L</i>
700	Ranger 6x6, 4x4	06→10	12	30	BIX30L		<i>GIX30L</i>
700	Sportsman, Military	02→08	12	30	BIX30L		<i>GIX30L</i>
700	Sportsman	→10	12	30	BIX30L		<i>GIX30L</i>
800	Ranger RZR	08→	12	18	BTX20HL-BS		<i>BGX20HL-5</i>
800	Ranger RZR 4	10→	12	30	BIX30L		<i>GIX30L</i>
800	Ranger	10→	12	30	BIX30L		<i>GIX30L</i>
800	Sportsman	05→	12	30	BIX30L		<i>GIX30L</i>
850	Sportsman	→11	12	18	BTX20HL-BS		<i>BGX20HL-5</i>
QIANJIANG							
50	ATV50	-	12	3	BTX4L-BS		<i>BGX4L-5</i>
100	ATV100	-	12	3	BTX4L-BS		<i>BGX4L-5</i>
SMC							
170	Stinger	-	12	6	BTX7A-BS		<i>BGX7A-5</i>
250	Stinger	-	12	8	BTX9-BS		<i>BGX9-5</i>
300	Jumbo	-	12	10	BTX12-BS		<i>BGX12-5</i>
500	Ram500	-	12	10	BT12A-BS		<i>BG12A-5</i>
500	Canyon500	-	12	8	BTX9-BS		<i>BGX9-5</i>
SUZUKI							
50	LT-Z50 QuadSport	06→	12	4	BTX5L-BS		<i>BGX5L-5</i>
80	LT80 QuadSport	87→06	12	4	BTX5L-BS		<i>BGX5L-5</i>
90	LT-Z90 QuadSport	07→	12	6	BTX7A-BS		<i>BGX7A-5</i>
160	LT160 E QuadRunner	89→04	12	9	BB9A-A		

(1) OEM Fitment (2) Suggested Upgrade by BS • See Cross Reference Chart page 18 for other Upgrade possibilities

SUZUKI



cc		Year	V	Ah	Battery Type ¹	Upgrade by BS ²	GEL by BS
160	LT-F160 QuadRunner	91→00	12	9	BB9A-A		
230	LT230 E QuadRunner	88→93	12	10	BTX12-BS		BGX12-5
230	LT230 GE QuadRunner	85→86	12	11	BB10A-A2		
230	LT-F230 QuadRunner	86→87	12	11	BB10A-A2		
250	LT250 EF QuadRunner	85→86	12	20	B50-N18A-A		
250	LT-4WD QuadRunner	87→99	12	14	BB14A-A2		
250	LT-F250 QuadRunner	88→01	12	14	BB14A-A2		
250	LT-F250, Ozark	02→	12	10	BTX12-BS		BGX12-5
250	LT-F250F QuadRunner	99→02	12	14	BB14A-A2		
250	LT-Z250 QuadSport	04→	12	10	BTX12-BS		BGX12-5
250	LT-Z250 EF QuadSport	04	12	10	BTX12-BS		BGX12-5
280	LT-F4WDX KingQuad	91→99	12	14	BB14A-A2		
300	LT-F4WDX KingQuad	99→02	12	14	BB14A-A2		
300	LT300E Quadrunner 300 E	87→89	12	14	BB14A-A2		
300	LT-F300F KingQuad	99→02	12	14	BB14A-A2		
400	LT-A400 Eiger 2WD, F Eiger 4WD	02→07	12	12	BTX14-BS	<i>BTX14H-BS</i>	<i>BGX14-5</i>
400	LT-F400 Eiger 2WD, F Eiger 4WD	02→07	12	12	BTX14-BS	<i>BTX14H-BS</i>	<i>BGX14-5</i>
400	LT-Z400 QuadSport	03→	12	8	BTX9-BS		<i>BGX9-5</i>
400	LT-A400F KingQuad	→11	12	12	BTX14-BS	<i>BTX14H-BS</i>	<i>BGX14-5</i>
450	LT-A450X KingQuad	07→11	12	12	BTX14-BS	<i>BTX14H-BS</i>	<i>BGX14-5</i>
450	LT-R450 QuadRacer	06→11	12	6	BTX7A-BS		<i>BGX7A-5</i>
500	LT-A500 KingQuad	→11	12	18	BTX20CH-BS		<i>BGX16-5</i>
500	LT-A500F QuadMaster	00→01	12	14	BTX16-BS-1		
500	LT-A500F Vinson 4WD	04→07	12	18	BTX20CH-BS		<i>BGX16-5</i>
500	LT-A500F Vinson 4WD	02→03	12	14	BTX16-BS	<i>BTX20CH-BS</i>	<i>BGX16-5</i>
500	LT-F500F Vinson Manual 4WD	04→07	12	18	BTX20CH-BS		<i>BGX16-5</i>
500	LT-F500F Vinson Manual 4WD	03	12	14	BTX16-BS	<i>BTX20CH-BS</i>	<i>BGX16-5</i>
700	LT700 Twin Peaks	04→	12	18	BTX20CH-BS		<i>BGX16-5</i>
700	LT-A700X KingQuad	05→07	12	18	BTX20CH-BS		<i>BGX16-5</i>
700	LT-V700F Twin Peaks	04→05	12	12	BTX14-BS	<i>BTX14H-BS</i>	<i>BGX14-5</i>
750	LT-A750 KingQuad	07→11	12	18	BTX20CH-BS		<i>BGX16-5</i>
SYM							
200	Trackrunner	-	12	8	BTX9-BS		<i>BGX9-5</i>
250	Quadlander	-	12	10	BTX12-BS		<i>BGX12-5</i>
300	Citymax	-	12	10	BTX12-BS		<i>BGX12-5</i>
300	Outlander S	-	12	10	BTX12-BS		<i>BGX12-5</i>
600	Quadraider	-	12	10	BTX12-BS		<i>BGX12-5</i>
TGB							
250	Blade	-	12	12	BTX14L-BS	<i>BTX14HL-BS</i>	
325	Blade	-	12	12	BTX14L-BS	<i>BTX14HL-BS</i>	
325	Target	-	12	10	BTX12L-BS		<i>BGX12L-5</i>
425	Blade	-	12	18	BTX20L-BS	<i>BTX20HL-BS</i>	<i>BGX20HL-5</i>
425	Target	-	12	10	BTX12L-BS		<i>BGX12L-5</i>
525	Blade	-	12	18	BTX20L-BS	<i>BTX20HL-BS</i>	<i>BGX20HL-5</i>
525	Target	-	12	10	BTX12L-BS		<i>BGX12L-5</i>
550	Blade	-	12	18	BTX20L-BS	<i>BTX20HL-BS</i>	<i>BGX20HL-5</i>
550	Gunner	-	12	10	BTX12L-BS		<i>BGX12L-5</i>
TRITON							
250	Baja	-	12	10	BTX12-BS		<i>BGX12-5</i>

(1) OEM Fitment (2) Suggested Upgrade by BS • See Cross Reference Chart page 18 for other Upgrade possibilities


cc		Year	V	Ah	Battery Type ¹	Upgrade by BS ²	GEL by BS
300	Baja	-	12	10	BTX12-BS		BGX12-5
300	Baja SM	-	12	10	BTX12-BS		BGX12-5
300	Outback	-	12	10	BTX12-BS		BGX12-5
400	Baja	-	12	10	BTX12-BS		BGX12-5
400	Baja SM	-	12	10	BTX12-BS		BGX12-5
400	Outback 4x2	-	12	10	BTX12-BS		BGX12-5
400	Outback 4x4	-	12	10	BTX12-BS		BGX12-5
450	Baja	-	12	10	BTX12-BS		BGX12-5
450	Baja SM	-	12	10	BTX12-BS		BGX12-5
700	Outback	-	12	10	BTX12-BS		BGX12-5
YAMAHA							
50	YFM50 Raptor	04→09	12	7	12N7D-3B		
80	YFM80 Badger	85→01	12	7	12N7D-3B		
80	YFM80 Grizzly	05→08	12	7	12N7D-3B		
80	YFM80R Raptor	02→08	12	7	12N7D-3B		
90	YFM90R Raptor	09→12	12	4	BTX5L-BS		BGX5L-5
100	YFM100 Champ	87→91	12	7	12N7D-3B		
125	YFA-1 Breeze	89→04	12	12	BB12C-A		
125	YFM125 S, G	04→	12	12	BB12C-A		
125	YFM12 R, Raptor	11	12	6	BTZ7S		BGZ7S
200	YFM200 Moto 4	85	12	14	BB14A-A1		
200	YFM200, DX Moto 4	85→89	12	14	BB14A-A1		
200	YTM200, E, ER, Tri-Moto	83→85	12	14	BB14A-A1		
225	YFM225 Moto 4	86→88	12	14	BB14A-A1		
225	YTM225DR, DX Tri Moto	85→86	12	14	BB14A-A1		
225	YTM225DX Tri-Moto	83→85	12	14	BB14A-A1		
230	YFM25 BY	09→	12	14	BB14A-A2		
250	YFB250, F Timber Wolf	92→00	12	12	BB12C-A		
250	YFM250 Bear Tracker	99→04	12	14	BB14A-A2		
250	YFM250 Moto 4	89→91	12	14	BB14A-A1		
250	YFM25B Big Bear	07→10	12	14	BB14A-A2		
250	YFM25B Bruin	05→06	12	14	BB14A-A2		
250	YFM25RY, RSEY	09→12	12	6	BTZ7S		BGZ7S
250	YFM25R Raptor, R	08→11	12	6	BTZ7S		BGZ7S
350	YFM 350, 350RV Raptor	04→05	12	8.6	BTZ10S		BGZ10S
350	YFM350	07→09	12	8.6	BTZ10S		BGZ10S
350	YFM350A, FWA, FWAN, AS	07→09	12	12	BTX14AH-BS		BGX14AH-5
350	YFM35B Bruin	04→06	12	12	BTX14AH-BS		BGX14AH-5
350	YFM35ER Moto 4	87→95	12	14	BB14A-A1		
350	YFM35F, U Big Bear	87→99	12	14	BB14A-A1		
350	YFM35FW Big Bear 4WD	87→99	12	14	BB14A-A1		
350	YFM30FX Wolverine	95→05	12	12	BB12C-A		
350	YFM35FX Wolverine	06→10	12	12	BTX14AH-BS		BGX14AH-5
350	YFM35FG Grizzly	07→	12	12	BTX14AH-BS		BGX14AH-5
350	YFM35R Raptor	04→11	12	8.6	BTZ10S		BGZ10S
350	YFM35U Big Bear 2WD	87→99	12	14	BB14A-A1		
350	YFM35X Warrior	87→03	12	12	BB12C-A		
350	YFM35XY	09→	12	12	BTX14AH-BS		BGX14AH-5
350	YFP35 Terra Pro	88	12	14	BB14A-A1		

(1) OEM Fitment (2) Suggested Upgrade by BS • See Cross Reference Chart page 18 for other Upgrade possibilities

YAMAHA

cc		Year	V	Ah	Battery Type ¹	Upgrade by BS ²	GEL by BS
400	YF40FG Grizzly	07→08	12	18	BTX20L-BS	BTX20HL-BS	BGX20HL-5
400	YFM40FB Big Bear	00→	12	18	BTX20L-BS	BTX20HL-BS	BGX20HL-5
400	YFM40FG Grizzly	07→08	12	12	BTX14AH-BS		BGX14AH-5
400	YFM40FW Kodiak	93→95	12	14	BB14A-A1		
400	YFM40FW Kodiak/automatic	03→06	12	12	BTX14AH-BS		BGX14AH-5
400	YFM40FW Kodiak/automatic	96→02	12	18	BTX20L-BS	BTX20HL-BS	BGX20HL-5
400	YFM40FWN Big Bear	00→03	12	18	BTX20L-BS	BTX20HL-BS	BGX20HL-5
400	YFM40N Big Bear 2WD	00→03	12	18	BTX20L-BS	BTX20HL-BS	BGX20HL-5
450	YFM45FG Grizzly	07→	12	18	BTX20L-BS	BTX20HL-BS	BGX20HL-5
450	YFM45FW Automatic	03→09	12	18	BTX20L-BS	BTX20HL-BS	BGX20HL-5
450	YFM45FX Wolverine	03→10	12	18	BTX20L-BS	BTX20HL-BS	BGX20HL-5
450	YZF450	04→10	12	6.5	BT7B-BS		BG7B-4
450	YZF450X	→08	12	6.5	BT7B-BS		BG7B-4
450	YZF450R, RSEY	09→	12	6	BTZ7S		BGZ7S
450	YFZ450V	→09	12	6.5	BT7B-BS		BG7B-4
550	YFM5FGY, YFM5GY	09→	12	18	BTX20L-BS	BTX20HL-BS	BGX20HL-5
550	YFM550 Grizzly	09→	12	18	BTX20L-BS	BTX20HL-BS	BGX20HL-5
550	YMF550 Grizzly	→09	12	18	BTX20HL-BS		BGX20HL-5
550	YMF5 FG Grizzly	→12	12	18	BTX20L-BS	BTX20HL-BS	BGX20HL-5
600	YFM600 FW Grizzly	98→01	12	18	BTX20L-BS	BTX20HL-BS	BGX20HL-5
600	YFV600 FW Grizzly	98→01	12	18	BTX20L-BS	BTX20HL-BS	BGX20HL-5
660	YFM600 FWA Grizzly	98→01	12	18	BTX20L-BS	BTX20HL-BS	BGX20HL-5
660	YFM66 FA Grizzly	02→08	12	18	BTX20L-BS	BTX20HL-BS	BGX20HL-5
660	YFM660 R Raptor	01→05	12	12	BTX14-BS	BTX14H-BS	BGX14-5
700	YFM7 FG Grizzly	07→	12	18	BTX20L-BS	BTX20HL-BS	BGX20HL-5
700	YFM70 R Raptor	06→	12	8	BT9B-BS		BG9B-4
700	YFM70 RY	09→	12	8	BT9B-BS		BG9B-4
700	YFM700 FWA	09→	12	18	BTX20L-BS	BTX20HL-BS	BGX20HL-5

(1) OEM Fitment (2) Suggested Upgrade by BS • See Cross Reference Chart page 18 for other Upgrade possibilities

cc		Year	V	Ah	Battery Type ¹	Upgrade by BS ²	GEL by BS
ARCTIC CAT							
550	Prowler 550	→11	12	21	BTX24HL-BS		BGX24HL-5
650	Prowler 650	06→09	12	21	BTX24HL-BS		BGX24HL-5
700	Prowler 700	→09	12	21	BTX24HL-BS		BGX24HL-5
700	Prowler 700	→11	12	30	BIX30L		GIX30L
1000	Prowler 1000	→10	12	30	BB30L-B	BIX30L	GIX30L
BOMBARDIER-BRP / CAN-AM							
800	Commander 800	11→	12	18	BTX20-3		BGX20L-5
1000	Commander 1000	11→	12	18	BTX20-3		BGX20L-5
1000	Commander 1000 X	11→	12	18	BTX20-3		BGX20L-5
HONDA							
700	MUV700 Big Red	08→	12	12	BTX14-BS	BTX14H-BS	BGX14-5
KAWASAKI							
300	KAF300, Mule 500, 520, 550	05→	12	14	BB14A-A2		
400	KAF400, Mule 600, 610	05→	12	14	BB14A-A2		
450	KAF450, Mule 1000	-	12	19	BB16CL-B		BGX20HL-5-PW
540	KAF540, Mule 2010, 2020, 2030	-	12	19	BB16CL-B		BGX20HL-5-PW
620	Advantage Classic	03→07	12	18	BTX20L-BS	BTX20HL-BS	BGX20HL-5
620	KAF620, Mule 2500, 5210, 2520	-	12	19	BB16CL-B		BGX20HL-5-PW
620	KAF620, Mule 3000, 3010, 3020	-	12	18	BTX20L-BS	BTX20HL-BS	BGX20HL-5
620	KAF620F, Mule 3010 4x4	-	12	18	BTX20L-BS	BTX20HL-BS	BGX20HL-5
620	KAF620F, Mule 4010 4x4	→12	12	18	BTX20L-BS	BTX20HL-BS	BGX20HL-5
620	Advantage Classic	03→07	12	18	BTX20L-BS	BTX20HL-BS	BGX20HL-5
620	KAF620, Mule 2500, 2510, 2520	-	12	19	BB16CL-B		BGX20HL-5-PW
620	KAF620, Mule 3000, 3010, 3020	-	12	18	BTX20L-BS	BTX20HL-BS	BGX20HL-5
750	Teryx	08→12	12	12	BTX14-BS	BTX14H-BS	BGX14-5
KYMCO							
All	UXV500	→12	12	18	BTX20L-BS	BTX20HL-BS	BGX20HL-5
PIAGGIO							
All	Ape Mix	01→	12	9	BB9-B	BT9A-BS	BG9-B
All	Ape50 FL	93	12	9	BB9-B	BT9A-BS	BG9-B
All	Ape50 FL2	-	12	9	BB9-B	BT9A-BS	BG9-B
POLARIS							
170	Ranger RZR	→10	12	10	BTX12-BS		BGX12-5
425	Ranger 2x4	02→03	12	30	BB30L-B	BIX30L	GIX30L
500	Ranger 6x6, 4x4	98→04	12	30	BB30L-B	BIX30L	GIX30L
700	Ranger 6x6	06→	12	30	BB30L-B	BIX30L	GIX30L
800	Ranger, RZR	08→10	12	18	BTX20L-BS	BTX20HL-BS	BGX20HL-5
SUZUKI							
All	QUV620F	05	12	18	BTX20L-BS	BTX20HL-BS	BGX20HL-5

(1) OEM Fitment (2) Suggested Upgrade by BS • See Cross Reference Chart page 18 for other Upgrade possibilities

cc



Year

V

Ah

Battery Type ¹


Upgrade by BS ²

GEL by BS

AQUA-JET CO.

All	Aqua-Jet Sx1	89→12	12	18	BTX20L-BS	BTX20HL-BS	BGX20HL-5
ARCTIC CAT							
All	Tiger Shark	93→01	12	14	BB14L-A2	BTX14AHL-BS	BGX14AHL-5
640	Tiger Shark	97→99	12	14	BB14L-A2	BTX14AHL-BS	BGX14AHL-5
770	Tiger Shark	93→01	12	19	BB16CL-B		BGX20HL-5-PW
770	Tiger Shark	97→99	12	14	BB14L-A2	BTX14AHL-BS	BGX14AHL-5
BOMBARDIER-BRP / SKI-DOO							
780	3D	→07	12	19	BB16CL-B		BGX20HL-5-PW
1500	GTI, GTX, RXP, RXT, WAKE	→12	12	30	BB30CL-B		
1500	GTX 4-Tec, RXP	03→07	12	30	BB30CL-B		
1500	All Models	88→93	12	19	BB16L-B	BTX20HL-BS	BGX20L-5
1500	All Other Models	94→07	12	19	BB16CL-B		BGX20HL-5-PW
FAZER							
430	All Models	88→89	12	19	BB16-B	BTX20H-BS	BGX20H-5
HONDA							
1235	AquaTrax F-12, F-12X	02→09	12	18	BTX20L-BS	BTX20HL-BS	BGX20HL-5
1235	AquaTrax R-12, R-12X	02→09	12	18	BTX20L-BS	BTX20HL-BS	BGX20HL-5
1470	AquaTrax F-15, F-15X	03→	12	18	BTX20L-BS	BTX20HL-BS	BGX20HL-5
KAWASAKI							
300	JS300 TS, SX	86→91	12	19	BB16CL-B		BGX20HL-5-PW
300	JS399-A	87→91	12	19	BB16CL-B		BGX20HL-5-PW
440	JS440	87→92	12	19	BB16CL-B		BGX20HL-5-PW
440	JS440	77→86	12	19	BB16L-B	BTX20HL-BS	BGX20L-5
550	JS550	82→85	12	19	BB16L-B	BTX20HL-BS	BGX20L-5
550	JS550 SX	86→95	12	19	BB16CL-B		BGX20HL-5-PW
650	JF650 TS	89→96	12	19	BB16CL-B		BGX20HL-5-PW
650	JF650 X2	86→95	12	19	BB16CL-B		BGX20HL-5-PW
650	JL650 SC	91→95	12	19	BB16CL-B		BGX20HL-5-PW
650	JS650, SX	87→95	12	19	BB16CL-B		BGX20HL-5-PW
650	MATE	91	12	19	BB16CL-B		BGX20HL-5-PW
650	SC	93	12	19	BB16CL-B		BGX20HL-5-PW
750	JH750 B1-B3	93→95	12	19	BB16CL-B		BGX20HL-5-PW
750	JH750 E1,F2,G1,G2	95→99	12	18	BTX20L-BS	BTX20HL-BS	BGX20HL-5
750	JH750 SS, ST, Xi, XiR	92→99	12	19	BB16CL-B		BGX20HL-5-PW
750	JH750 ST, Zxi	95→97	12	18	BTX20L-BS	BTX20HL-BS	BGX20HL-5
750	JH750 SX,ZX	92→95	12	19	BB16CL-B		BGX20HL-5-PW
750	JH750 Xi	93→99	12	19	BB16CL-B		BGX20HL-5-PW
750	JH750 XiR	94	12	19	BB16CL-B		BGX20HL-5-PW
750	JH750 Zxi	95→97	12	18	BTX20L-BS	BTX20HL-BS	BGX20HL-5
750	JS750 SX, ZX	92→95	12	19	BB16CL-B		BGX20HL-5-PW
750	JS750 SXi, SXi Pro	95→02	12	18	BTX20L-BS	BTX20HL-BS	BGX20HL-5
750	JT750 STS, STX	96→98	12	18	BTX20L-BS	BTX20HL-BS	BGX20HL-5
750	JT750 XiR, ST, STS	94→95	12	19	BB16CL-B		BGX20HL-5-PW
750	Super Sport Xi	93	12	19	BB16CL-B		BGX20HL-5-PW
750	Xi Sport	99	12	19	BB16CL-B		BGX20HL-5-PW
800	JS800 SX-R	03→	12	18	BTX20L-BS	BTX20HL-BS	BGX20HL-5
900	JH900 ZXi	95→97	12	18	BTX20L-BS	BTX20HL-BS	BGX20HL-5
900	JT900 STS, STX	97→05	12	18	BTX20L-BS	BTX20HL-BS	BGX20HL-5

(1) OEM Fitment (2) Suggested Upgrade by BS • See Cross Reference Chart page 18 for other Upgrade possibilities


cc		Year	V	Ah	Battery Type ¹	Upgrade by BS ²	GEL by BS
1100	JH1100 ZXi	96→03	12	18	BTX20L-BS	BTX20HL-BS	BGX20HL-5
1100	JH1100-B Ultra 130	01→04	12	18	BTX20L-BS	BTX20HL-BS	BGX20HL-5
1100	JT1100 STX	97→03	12	18	BTX20L-BS	BTX20HL-BS	BGX20HL-5
1100	JT1100 ZXi	96→03	12	18	BTX20L-BS	BTX20HL-BS	BGX20HL-5
1200	JH1200-A, B Ultra 150	99→05	12	18	BTX20L-BS	BTX20HL-BS	BGX20HL-5
1200	JT1200-A-B, C, STX-R, STX-12F	02→07	12	18	BTX20L-BS	BTX20HL-BS	BGX20HL-5
1500	JT1500-A, STX, STX-15F	04→	12	18	BTX20L-BS	BTX20HL-BS	BGX20HL-5
1500	JT1500B, C, 250X, Ultra LX, 260(L)X, 300(L)X	07→	12	18	BTX20L-BS	BTX20HL-BS	BGX20HL-5
POLARIS							
All	All Models	→12	12	19	BB16CL-B		BGX20HL-5-PW
S.O.S MARINE MFG							
All	All Models	→12	12	19	BB16-B	BTX20H-BS	BGX20H-5
ULTRANAUTICS							
800	All Models	87→92	12	30 (20Hr)	53030		
800	Wet Bike	85→86	12	28	BHD-12		
800	Wet Bike	87→92	12	30 (20Hr)	53030		
800	Sea Flash	89→	12	30 (20Hr)	53030		
1250	Jet Star 1250	88→90	12	30 (20Hr)	53030		
1260	Jet Star 1260	91	12	30 (20Hr)	53030		
WET JET INTERNATIONAL							
All	All Models	All	12	19	BB16-B	BTX20H-BS	BGX20H-5
YAMAHA							
All	All Wave Runner Models	87→09	12	19	BB16CL-B		BGX20HL-5-PW
700	Superjet	09→	12	19	BB16CL-B		BGX20HL-5-PW
1052	VX Series (VX Cruiser, Deluxe, Sport)	09→	12	19	BB16CL-B		BGX20HL-5-PW
1812	FZ Series (FZS, FZR)	09→	12	19	BB16CL-B		BGX20HL-5-PW
1812	VX Series (VXR, VXS)	09→	12	19	BB16CL-B		BGX20HL-5-PW
1812	FX Series (Cruiser HO, SHO)	09→	12	19	BB16CL-B		BGX20HL-5-PW

(1) OEM Fitment (2) Suggested Upgrade by BS • See Cross Reference Chart page 18 for other Upgrade possibilities

ARCTIC CAT

cc		Year	V	Ah	Battery Type ¹	Upgrade by BS ²	GEL by BS
ARCTIC CAT							
All	4 Stroke Trail, Touring	02→03	12	21	BTX24HL-BS		BGX24HL-5
All	Bearcat 340, 440	95→00	12	14	BB14-A2	BTX14AH-BS	BGX14AH-5
All	Bearcat 570	04→09	12	21	BTX24HL-BS		BGX24HL-5
All	Bearcat WT Turbo	06→07	12	21	BTX24HL-BS		BGX24HL-5
All	Bearcat WT	95→02	12	18	BTX20-BS	BTX20H-BS	BGX20H-5
All	Bearcat WT	03→04	12	20	B50-N18L-A	BTX18L-BS	
All	Bearcat WT	05→07	12	21	BTX24HL-BS		BGX24HL-5
All	Cheetah	86→90	12	19	BB16L-B	BTX20HL-BS	BGX20L-5
All	Cheetah	91→93	12	14	BB14L-A2	BTX14AHL-BS	BGX14AHL-5
All	Cougar	85→90	12	19	BB16L-B	BTX20HL-BS	BGX20L-5
All	Cougar	91→94	12	14	BB14L-A2	BTX14AHL-BS	BGX14AHL-5
All	Cougar	95→98	12	18	BB18-A	BTX20H-BS	BGX20H-5
All	Crossfire 500	07	12	18	BTX20H-BS		BGX20H-5
All	Crossfire 600	06→07	12	18	BTX20H-BS		BGX20H-5
All	Crossfire 700	06	12	18	BTX20H-BS		BGX20H-5
All	El Tigre 5000	87→88	12	14	BB14L-A2	BTX14AHL-BS	BGX14AHL-5
All	EXT	95→97	12	7	12N7-4A	BB7-A	
All	EXT	92→94	12	14	BB14L-A2	BTX14AHL-BS	BGX14AHL-5
All	EXT	89→91	12	19	BB16L-B	BTX20HL-BS	BGX20L-5
All	EXT (Carb)	95→96	12	18	BB18-A	BTX20H-BS	BGX20H-5
All	EXT (EFI)	98	12	18	BB18-A	BTX20H-BS	BGX20H-5
All	EXT (EFI)	95→97	12	7	12N7-4A	BB7-A	
All	EXT 600	97→98	12	18	BB18-A	BTX20H-BS	BGX20H-5
All	EXT Dlx (EFI)	97→98	12	20	B50-N18L-A	BTX18L-BS	
All	EXT Special	91→92	12	14	BB14L-A2	BTX14AHL-BS	BGX14AHL-5
All	F8 LXR 800	07→11	12	18	BTX20H-BS		BGX20H-5
All	F8 LXR 570	08→11	12	18	BB18-A	BTX20H-BS	BGX20H-5
All	F6, F8, F1000	07→09	12	18	BTX20H-BS		BGX20H-5
All	F5	07→09	12	18	BTX20H-BS		BGX20H-5
All	F5 LXR 500	07→11	12	18	BB18-A	BTX20H-BS	BGX20H-5
All	Firecat	03→06	12	21	BTX24HL-BS		BGX24HL-5
All	Jag AFS	89→91	12	14	BB14L-A2	BTX14AHL-BS	BGX14AHL-5
All	Jag AFS L/T	89→93	12	14	BB14L-A2	BTX14AHL-BS	BGX14AHL-5
All	Jag Liquid	96	12	14	BB14-A2	BTX14AH-BS	BGX14AH-5
All	Jag Z	94	12	14	BB14-A2	BTX14AH-BS	BGX14AH-5
All	Jag Z	93	12	14	BB14L-A2	BTX14AHL-BS	BGX14AHL-5
All	Jag, Jag Dlx	94→99	12	14	BB14-A2	BTX14AH-BS	BGX14AH-5
All	Jag, Jag Dlx	85→93	12	14	BB14L-A2	BTX14AHL-BS	BGX14AHL-5
All	Jaguar	07	12	18	BTX20H-BS		BGX20H-5
All	King Cat 900	04→06	12	20	B50-N18L-A	BTX18L-BS	
All	Lynx	91→93	12	14	BB14L-A2	BTX14AHL-BS	BGX14AHL-5
All	M 5	05→06	12	18	BTX20H-BS		BGX20H-5
All	M 6	05→07	12	18	BTX20H-BS		BGX20H-5
All	M 7	05→06	12	18	BTX20H-BS		BGX20H-5
All	Mountain Cat	01	12	18	BTX20-BS	BTX20H-BS	BGX20H-5
All	Mountain Cat 500	02	12	18	BTX20-BS	BTX20H-BS	BGX20H-5
All	Mountain Cat 570	02→04	12	20	B50-N18L-A	BTX18L-BS	
All	Mountain Cat 600	02→04	12	18	BTX20-BS	BTX20H-BS	BGX20H-5

(1) OEM Fitment (2) Suggested Upgrade by BS • See Cross Reference Chart page 18 for other Upgrade possibilities

cc		Year	V	Ah	Battery Type ¹	Upgrade by BS ²	GEL by BS
All	Mountain Cat 800	02→04	12	20	B50-N18L-A	BTX18L-BS	
All	Mountain Cat 900	03→04	12	20	B50-N18L-A	BTX18L-BS	
All	Mountain Cat 1000	02	12	18	BTX20-BS	BTX20H-BS	BGX20H-5
All	Pantera	80→85	12	19	BB16L-B	BTX20HL-BS	BGX20L-5
All	Pantera	86→93	12	14	BB14L-A2	BTX14AHL-BS	BGX14AHL-5
All	Pantera	94	12	18	BB18-A	BTX20H-BS	BGX20H-5
All	Pantera	95→98	12	20	B50-N18L-A	BTX18L-BS	
All	Pantera	99→01	12	18	BTX20-BS	BTX20H-BS	BGX20H-5
All	Pantera 550, 600	02→05	12	18	BTX20-BS	BTX20H-BS	BGX20H-5
All	Pantera 800	02→04	12	20	B50-N18L-A	BTX18L-BS	
All	Panther	94→96	12	14	BB14-A2	BTX14AH-BS	BGX14AH-5
All	Panther	89→93	12	14	BB14L-A2	BTX14AHL-BS	BGX14AHL-5
All	Panther	80→88	12	19	BB16L-B	BTX20HL-BS	BGX20L-5
All	Panther 340	97→00	12	12	BTX14AH-BS		BGX14AH-5
All	Panther 370	01→07	12	12	BTX14AH-BS		BGX14AH-5
All	Panther 440	97→03	12	12	BTX14AH-BS		BGX14AH-5
All	Panther 550	97→01	12	18	BTX20-BS	BTX20H-BS	BGX20H-5
All	Panther 570	02→07	12	20	B50-N18L-A	BTX18L-BS	
All	Panther 660	06→07	12	20	B50-N18L-A	BTX18L-BS	
All	Powder Extreme, Powder Special	97→98	12	18	BB18-A	BTX20H-BS	BGX20H-5
All	Powder Special	95→97	12	18	BB18-A	BTX20H-BS	BGX20H-5
All	Prowler	94	12	7	12N7-4A	BB7-A	
All	Prowler	90→93	12	14	BB14L-A2	BTX14AHL-BS	BGX14AHL-5
All	Prowler 2-Up	95	12	18	BB18-A	BTX20H-BS	BGX20H-5
All	Prowler Special	91→92	12	18	BB18-A	BTX20H-BS	BGX20H-5
All	Puma	94→96	12	14	BB14-A2	BTX14AH-BS	BGX14AH-5
All	Sabercat 500	04→06	12	18	BTX20-BS	BTX20H-BS	BGX20H-5
All	Sabercat 600, 700	04→06	12	20	B50-N18L-A	BTX18L-BS	
All	Super Jag	87→88	12	19	BB16L-B	BTX20HL-BS	BGX20L-5
All	Super Jag	89→92	12	14	BB14L-A2	BTX14AHL-BS	BGX14AHL-5
All	T500, T570	→09	12	18	BB18-A	BTX20H-BS	BGX20H-5
All	T660 Touring	04→06	12	21	BTX24HL-BS		BGX24HL-5
All	T660 Turbo	04→07	12	21	BTX24HL-BS		BGX24HL-5
All	T660 Turbo Touring	04→07	12	21	BTX24HL-BS		BGX24HL-5
All	Thundercat	97→02	12	18	BB18-A	BTX20H-BS	BGX20H-5
All	Wildcat (EFI)	95→96	12	7	12N7-4A	BB7-A	
All	Wildcat (EFI)	93	12	19	BB16L-B	BTX20HL-BS	BGX20L-5
All	Wildcat MC	94	12	7	12N7-4A	BB7-A	
All	Wildcat Touring	95→96	12	7	12N7-4A	BB7-A	
All	Z	98→01	12	14	BB14-A2	BTX14AH-BS	BGX14AH-5
All	Z1, TZ1 1056	01→11	12	18	BTX20H-BS		BGX20H-5
All	Z 370, 440	02→07	12	12	BTX14AH-BS		BGX14AH-5
All	Z 570	02→08	12	21	BTX24HL-BS		BGX24HL-5
All	ZL 500	02	12	18	BTX20-BS	BTX20H-BS	BGX20H-5
All	ZL 550, 600	02→03	12	18	BTX20-BS	BTX20H-BS	BGX20H-5
All	ZL 800	02→03	12	20	B50-N18L-A	BTX18L-BS	
All	ZR (EFI)	95→96	12	7	12N7-4A	BB7-A	
All	ZR 500, 600	01→02	12	18	BB18-A	BTX20H-BS	BGX20H-5
All	ZR 800	02→03	12	20	B50-N18L-A	BTX18L-BS	

(1) OEM Fitment (2) Suggested Upgrade by BS • See Cross Reference Chart page 18 for other Upgrade possibilities

ARCTIC CAT

cc		Year	V	Ah	Battery Type ¹	Upgrade by BS ²	GEL by BS
All	ZR 900	03→06	12	20	B50-N18L-A	BTX18L-BS	
All	ZRT	97→02	12	18	BB18-A	BTX20H-BS	BGX20H-5
BOMBARDIER-BRP / SKI-DOO							
All	All 4-stroke	03	12	21	BTX24HL-BS		BGX24HL-5
All	All Models	All	12	20	B50-N18L-A	BTX18L-BS	
All	CK3 Types	99→03	12	20	B50-N18L-A	BTX18L-BS	
All	Elite	04→06	12	30	BIX30L		GIX30L
All	ZX Types	99→01	12	13	BTX15L-BS		BGX15L-5
All	ZX Types	02→03	12	18	BTX20L-BS	BTX20HL-BS	BGX20HL-5
300	Skandic	09→10	12	18	BTX20L-BS	BTX20HL-BS	BGX20HL-5
550	Expedition, Freestyle, Skandic	09→	12	18	BTX20L-BS	BTX20HL-BS	BGX20HL-5
550	Grand Touring, Renegade	→12	12	18	BTX20L-BS	BTX20HL-BS	BGX20HL-5
550	GSX, GTX, MX Z	09→	12	18	BTX20L-BS	BTX20HL-BS	BGX20HL-5
600	Expedition, Skandic, Summit	06→	12	18	BTX20L-BS	BTX20HL-BS	BGX20HL-5
600	Grand Touring, Renegade	04→	12	18	BTX20L-BS	BTX20HL-BS	BGX20HL-5
600	GSX, GTX	04→	12	18	BTX20L-BS	BTX20HL-BS	BGX20HL-5
800	Expedition, Legend, Skandic	07→	12	18	BTX20L-BS	BTX20HL-BS	BGX20HL-5
800	Renegade, Summit	→12	12	18	BTX20L-BS	BTX20HL-BS	BGX20HL-5
800	GSX, MX Z	04→	12	18	BTX20L-BS	BTX20HL-BS	BGX20HL-5
1200	Grand Touring	-	12	18	BTX20L-BS	BTX20HL-BS	BGX20HL-5
1200	GSX, GTX, MXZ	04→	12	18	BTX20L-BS	BTX20HL-BS	BGX20HL-5
KAWASAKI							
All	All Models	→12	12	20	B50-N18L-A	BTX18L-BS	
POLARIS							
All	All EFI (RXL, 500 EFI)	93→97	12	9	BB9A-A		
All	All Electric Start Kits	85→93	12	20	B50-N18L-A	BTX18L-BS	
All	All Electric Start Kits	94→05	12	14	BB14-A2	BTX14AH-BS	BGX14AH-5
All	All Other Models	92→05	12	14	BB14-A2	BTX14AH-BS	BGX14AH-5
All	Indy, Indy Trail	84→91	12	20	B50-N18L-A	BTX18L-BS	
All	Sprint (Electric Start)	86→90	12	28	B60-N24-A		
500	Wide Track	89→09	12	20	B50-N18L-A	BTX18L-BS	
544	Trail, Trail Touring	→10	12	14	BB14A-A2		
600	IQ, LXT, Shift	→12	12	18	BTX20HL-BS		BGX20HL-5
600	IQ Touring	→10	12	12	BTX14AH-BS		BGX14AH-5
600	Rush, IQ, Shift, Switchback	09→12	12	18	BTX20HL-BS		BGX20HL-5
600	Wide Track	10→12	12	30	BB30L-B	BIX30L	GIX30L
750	Wide Track	89→	12	20	B50-N18L-A	BTX18L-BS	
750	FS/FST	06→10	12	18	BTX20L-BS	BTX20HL-BS	BGX20HL-5
750	Turbo Switchback, Turbo Dragon	06→10	12	18	BTX20L-BS	BTX20HL-BS	BGX20HL-5
750	Turbo LX, IQ	08→	12	18	BTX20L-BS	BTX20HL-BS	BGX20HL-5
800	Rush, RMK, Pro, Assault, SWBK	11	12	18	BTX20L-BS	BTX20HL-BS	BGX20HL-5
900	Ranger RZR	11→	12	30	BIX30L		GIX30L
YAMAHA							
80	SV80 E Sno-Scoot	88→90	12	7	12N7-3B	BB7L-B	
125	SV125 E Sno-Sport	90→91	12	14	BB14L-A2	BTX14AHL-BS	BGX14AHL-5
300	CF300 Inviter	86→90	12	16	BB16AL-A2		
340	CS340 Ovation Deluxe/LE	89→98	12	14	BB14L-A2	BTX14AHL-BS	BGX14AHL-5
340	EC340 Excel III	81→88	12	14	BB14L-A2	BTX14AHL-BS	BGX14AHL-5
340	ET340 E Enticer	79	12	20	B50-N18L-A	BTX18L-BS	

(1) OEM Fitment (2) Suggested Upgrade by BS • See Cross Reference Chart page 18 for other Upgrade possibilities

cc		Year	V	Ah	Battery Type ¹	Upgrade by BS ²	GEL by BS
340	ET340 E Enticer	80	12	14	BB14L-A2	BTX14AHL-BS	BGX14AHL-5
480	PZ480 E Phazer Deluxe	84→89	12	14	BB14L-A2	BTX14AHL-BS	BGX14AHL-5
480	PZ480 E Phazer II LE, SS	90→98	12	14	BB14L-A2	BTX14AHL-BS	BGX14AHL-5
480	VT480 Venture GT	92→93	12	14	BB14L-A2	BTX14AHL-BS	BGX14AHL-5
480	VT480 Venture XL	91→97	12	14	BB14L-A2	BTX14AHL-BS	BGX14AHL-5
480	VT480 TR Venture TR Electric	98	12	14	BB14L-A2	BTX14AHL-BS	BGX14AHL-5
500	Phazer	→12	12	12	BTX14-BS	BTX14H-BS	BGX14-5
500	Venture Lite	→12	12	12	BTX14-BS	BTX14H-BS	BGX14-5
500	PZ500 DX Phazer 500 Deluxe	01	12	16	BB16AL-A2		
500	PZ50, GT, MP, MT, RT, VT	09→12	12	12	BTX14-BS	BTX14H-BS	BGX14-5
500	VT500 Venture 500	97→01	12	16	BB16AL-A2		
500	VT500 Venture 500 XL	99→00	12	16	BB16AL-A2		
500	VX500 E Vmax	94→01	12	16	BB16AL-A2		
540	EC540 Excel	79→80	12	20	B50-N18L-A	BTX18L-BS	
540	VK540 E, II, III	89→03	12	16	BB16AL-A2		
540	XL540 XLV	85→90	12	16	BB16AL-A2		
570	EX570 E Exciter	88→90	12	16	BB16AL-A2		
570	EX570 E Exciter II LE	91→93	12	16	BB16AL-A2		
600	VT600 Venture 600	97→98	12	16	BB16AL-A2		
600	VT600 Venture 600	99→06	12	20	B50-N18L-A	BTX18L-BS	
600	VX600 DX Vmax 600 Deluxe	99→01	12	20	B50-N18L-A	BTX18L-BS	
600	VX600 E, DX Vmax 600 LE, DX	94→96	12	16	BB16AL-A2		
600	VX600 ER Vmax 600 ER	02→03	12	20	B50-N18L-A	BTX18L-BS	
600	VX600 XTC Vmax 600 XTC	97→98	12	16	BB16AL-A2		
700	SXV700 ER SXViper ER	02→05	12	20	B50-N18L-A	BTX18L-BS	
700	VT700 Venture 700	98→04	12	20	B50-N18L-A	BTX18L-BS	
700	VX700 DX Vmax 700 Deluxe	99→00	12	20	B50-N18L-A	BTX18L-BS	
700	VX700 ER Vmax 700 ER	01→02	12	20	B50-N18L-A	BTX18L-BS	
700	VX700 XTCD Vmax 700 XTC Deluxe	98	12	20	B50-N18L-A	BTX18L-BS	
973	Vector	→09	12	18	BTX20L-BS	BTX20HL-BS	BGX20HL-5
973	Viking	→09	12	18	BTX20L-BS	BTX20HL-BS	BGX20HL-5
973	RS90GT, LTGT	09→	12	18	BTX20L-BS	BTX20HL-BS	BGX20HL-5
1000	Apex	06→	12	12	BTX14-BS	BTX14H-BS	BGX14-5
1000	RS1000S, GT, RS	→11	12	18	BTX20L-BS	BTX20HL-BS	BGX20HL-5
1000	RX1000R, RX	03→05	12	18	BTX20HL-BS		BGX20HL-5
1000	RX10GT	09→	12	12	BTX14-BS	BTX14H-BS	BGX14-5
1000	RX10 LTGT, MT, MTR, RTR	09→	12	12	BTX14-BS	BTX14H-BS	BGX14-5
1049	FX10 RTRS, XT	09→	12	18	BTX20L-BS	BTX20HL-BS	BGX20HL-5
1049	FX Nitro	→12	12	18	BTX20L-BS	BTX20HL-BS	BGX20HL-5
1049	Venture	09→	12	18	BTX20L-BS	BTX20HL-BS	BGX20HL-5
1049	RST 90 GT	09→	12	18	BTX20L-BS	BTX20HL-BS	BGX20HL-5
1049	RST 90 TF	09→	12	18	BTX20L-BS	BTX20HL-BS	BGX20HL-5
1049	RS Vector	→12	12	18	BTX20L-BS	BTX20HL-BS	BGX20HL-5
1049	RS Venture	→12	12	18	BTX20L-BS	BTX20HL-BS	BGX20HL-5
1049	RS Viking professional	09→	12	18	BTX20L-BS	BTX20HL-BS	BGX20HL-5

(1) OEM Fitment (2) Suggested Upgrade by BS • See Cross Reference Chart page 18 for other Upgrade possibilities

ALLIS-CHALMERS

cc		Year	V	Ah	Battery Type ¹	Upgrade by BS ²	GEL by BS
ALLIS-CHALMERS							
-	405	-	12	9	12N9-4B-1	<i>BT9A-BS</i>	<i>BG9-B</i>
-	408	-	12	9	12N9-4B-1	<i>BT9A-BS</i>	<i>BG9-B</i>
-	508	-	12	9	12N9-4B-1	<i>BT9A-BS</i>	<i>BG9-B</i>
-	Other models	-	12	24	U1-9		
-	Other models	-	12	24	U1R-9		
ARIENS / GRAVELY CO.							
-	1330, 1332, 8028, 8530	-	12	14	BB14-A2	<i>BTX14AH-BS</i>	<i>BGX14AH-5</i>
-	901000, 912000, 92500, 927000	-	12	12	12N12A-4A-1	<i>BB12A-A</i>	
-	Other models	-	12	24	U1-9		
-	Other models	-	12	24	U1R-9		
BOLENS							
-	G8, G11 LT	-	12	30 (20Hr)	53030		
-	Husky 728, 770, 829	-	12	9	12N9-4B-1	<i>BT9A-BS</i>	<i>BG9-B</i>
-	Other models	-	12	24	U1-9		
-	Other models	-	12	24	U1R-9		
CARTER BROTHERS							
-	EX-502, EX-502C, EX-702, EX-702C	-	12	12	12N12A-4A-1	<i>BB12A-A</i>	
-	EZ-502, EZ-502C, EZ-702, EZ-702C	-	12	12	12N12A-4A-1	<i>BB12A-A</i>	
-	Other models	-	12	24	U1-9		
-	Other models	-	12	24	U1R-9		
CASE INTERNATIONAL							
-	All models	-	12	24	U1-9		
-	All models	-	12	24	U1R-9		
GARDEN WAY							
-	Pony	-	12	9	12N9-4B-1	<i>BT9A-BS</i>	<i>BG9-B</i>
-	Other models	-	12	24	U1-9		
-	Other models	-	12	24	U1R-9		
FORD MOTOR COMPANY							
-	LGT 100, 125, 145, 165	-	12	24	U1-9		
GENERAL POWER							
-	3-725 E7-E8-E9	-	12	12	12N12A-4A-1	<i>BB12A-A</i>	
-	WES 725, WES 725 FS	-	12	12	12N12A-4A-1	<i>BB12A-A</i>	
-	Other models	-	12	24	U1-9		
-	Other models	-	12	24	U1R-9		
HONDA							
-	HF 1211H	-	12	18	BCP18-12		<i>BGP18-12</i>
-	HF 2315 HM	-	12	18	BCP18-12		<i>BGP18-12</i>
-	HF 2315 SB	-	12	18	BCP18-12		<i>BGP18-12</i>
-	HF 2417 HT	-	12	18	BCP18-12		<i>BGP18-12</i>
-	HF 2620 HM	-	12	18	BCP18-12		<i>BGP18-12</i>
-	HF 2620 HT	-	12	18	BCP18-12		<i>BGP18-12</i>
HUFFMAN							
-	H-270	-	12	12	12N12A-4A-1	<i>BB12A-A</i>	
-	H-360	-	12	12	12N12A-4A-1	<i>BB12A-A</i>	
-	Other models	-	12	24	U1-9		
-	Other models	-	12	24	U1R-9		
HULL INDUSTRIES							
-	TC 3 OER	-	12	12	BB16-B	<i>BTX20H-BS</i>	<i>BGX20-H5</i>

(1) OEM Fitment (2) Suggested Upgrade by BS • See Cross Reference Chart page 18 for other Upgrade possibilities

cc		Year	V	Ah	Battery Type ¹	Upgrade by BS ²	GEL by BS
-	Other models	-	12	24	U1-9		
-	Other models	-	12	24	U1R-9		
HUSQVARNA							
-	BZ27 D, BZ34 D	-	12	18	BCP18-12		BGP18-12
-	CT151, CTH171, CTH191	-	12	18	BCP18-12		BGP18-12
-	CTH Twin 140, 150, 200, 220	-	12	18	BCP18-12		BGP18-12
-	EZ17, EZ21, iiZ21, Z18, LZ25	-	12	18	BCP18-12		BGP18-12
-	GTH260 Twin	-	12	18	BCP18-12		BGP18-12
-	LT151, LTH171, LTH191	-	12	18	BCP18-12		BGP18-12
-	LTH Twin 140, 150, 200, 220	-	12	18	BCP18-12		BGP18-12
-	Rider 11, 13, 15V2, 16C, 175	-	12	18	BCP18-12		BGP18-12
JACOBSEN							
-	42642, 43020, 43032, 43037, 43043	-	12	9	12N9-4B-1	BT9A-BS	BG9-B
-	Javelin MK11	-	12	9	12N9-4B-1	BT9A-BS	BG9-B
-	RE 8E	-	12	9	12N9-4B-1	BT9A-BS	BG9-B
-	Other models	-	12	24	U1-9		
-	Other models	-	12	24	U1R-9		
JOHN DEERE							
-	All models	-	12	24	U1-9		
-	All models	-	12	24	U1R-9		
KLIPPO							
-	11E	-	12	30 (20Hr)	53030		
-	Other models	-	12	24	U1-9		
-	Other models	-	12	24	U1R-9		
LAWN BOY							
-	333, 335, 5802, 5803	-	12	9	12N9-4B-1	BT9A-BS	BG9-B
-	7258E, 7259E, 7260E, 8227E, 8228E	-	12	9	12N9-4B-1	BT9A-BS	BG9-B
-	8229E, 8229EA, 8233E	-	12	9	12N9-4B-1	BT9A-BS	BG9-B
-	Other models	-	12	24	U1-9		
-	Other models	-	12	24	U1R-9		
MASSEY FERGUSON							
-	Elect	-	12	18	U1R-7		
-	MF7, MF8	-	12	18	U1R-7		
-	Hydra SPD	-	12	18	U1R-7		
MTD PRODUCTS							
-	300-600 Series	-	12	14	12N14-3A	BTX14AHL-BS	BGX14AHL-5
-	700-800 Series	-	12	20	B50-N18L-A	BTX18L-BS	
-	Other models	-	12	24	U1-9		
-	Other models	-	12	24	U1R-9		
MURRAY							
-	All models	-	12	24	U1-9		
-	All models	-	12	24	U1R-9		
NOMA							
-	321050-54	-	12	14	12N14-3A	BTX14AHL-BS	BGX14AHL-5
-	328000-04	-	12	14	12N14-3A	BTX14AHL-BS	BGX14AHL-5
-	328005-09	-	12	14	12N14-3A	BTX14AHL-BS	BGX14AHL-5
-	328010-11, 328012-13-14	-	12	14	12N14-3A	BTX14AHL-BS	BGX14AHL-5
-	328015-18	-	12	14	12N14-3A	BTX14AHL-BS	BGX14AHL-5
-	360100-01	-	12	14	12N14-3A	BTX14AHL-BS	BGX14AHL-5

(1) OEM Fitment (2) Suggested Upgrade by BS • See Cross Reference Chart page 18 for other Upgrade possibilities

ROPER

cc		Year	V	Ah	Battery Type ¹	Upgrade by BS ²	GEL by BS
ROPER							
-	96444, 96927, 96941	-	12	9	12N9-4B-1	<i>BT9A-BS</i>	<i>BG9-B</i>
-	K522, K852, L722	-	12	9	12N9-4B-1	<i>BT9A-BS</i>	<i>BG9-B</i>
-	L72256R	-	12	9	12N9-4B-1	<i>BT9A-BS</i>	<i>BG9-B</i>
-	Other models	-	12	24	U1-9		
-	Other models	-	12	24	U1R-9		
SIMPLICITY							
-	3008, 3008-3, 99075	-	12	9	12N9-4B-1	<i>BT9A-BS</i>	<i>BG9-B</i>
-	4080, 4111, 990780	-	12	24	U1-9		
-	Other models	-	12	24	U1R-9		
SNAPPER							
-	21401 S, 2141 PS, 214X1 PS	-	12	18	BCP18-12		<i>BGP18-12</i>
-	All models	-	12	24	U1-9		
-	All models	-	12	24	U1R-9		
WESTER INTERNATIONAL (DYNAMARK)							
-	320800, 328000, 361000	-	12	14	12N14-3A	<i>BTX14AHL-BS</i>	<i>BGX14AHL-5</i>
-	361100-02-03-04-05-06-07	-	12	14	12N14-3A	<i>BTX14AHL-BS</i>	<i>BGX14AHL-5</i>
-	361113, 361114, 421101, 456301	-	12	14	12N14-3A	<i>BTX14AHL-BS</i>	<i>BGX14AHL-5</i>
WHITE OUTDOOR							
-	FST 16	-	12	20	B50-N18L-A	<i>BTX18L-BS</i>	
-	GT205, GT185, GT1000	-	12	20	B50-N18L-A	<i>BTX18L-BS</i>	
-	LT125, LT-155, LT160, LT165	-	12	20	B50-N18L-A	<i>BTX18L-BS</i>	
-	Other models	-	12	24	U1-9		
-	Other models	-	12	24	U1R-9		
YARD MAN, INC.							
-	13420, 3730	-	12	14	12N14-3A	<i>BTX14AHL-BS</i>	<i>BGX14AHL-5</i>
-	Beetle	-	12	14	12N14-3A	<i>BTX14AHL-BS</i>	<i>BGX14AHL-5</i>

(1) OEM Fitment (2) Suggested Upgrade by BS • See Cross Reference Chart page 18 for other Upgrade possibilities

BSS™

BATTERY

The Power you need...



GEL BY BS

SLA
(FACTORY ACTIVATED)



MF
(MAINTENANCE FREE)



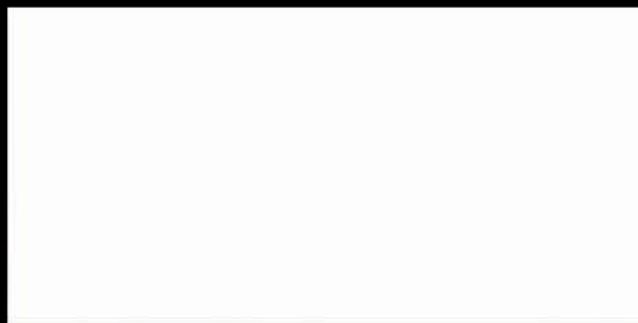
CONVENTIONAL

Original picture from Yamaha Motor Corp. before modifications

www.bs-battery.com

BSTM
BATTERY

The Power you need...



www.bs-battery.com

Feb. 2012 edition